

# 16AGC MAG 7 & 8 Under CII

## Level 7 Under 12 AA







May 23-29, 2016

Page: 1  
Printed: 5/29/2016 11:49 AM

Men / 7U

Session: 17M

Judge's Signatures







Rank	Num	Name/Gym								AA
1	200	Harrison Williams QLD	Prelims Finals	9.400 9.300	10.400 10.650	10.150 10.033	9.833 9.800	10.700 10.650	10.866 10.800	61.349 61.233
				<b>Combined Total: 122.582</b>						
2	148	Logan Owen NSW	Prelims Finals	9.950 10.450	9.350 10.500	10.150 9.600	9.400 9.033	10.550 10.050	10.633 10.700	60.033 60.333
				<b>Combined Total: 120.366</b>						
3	239	Charlie Kay SA	Prelims Finals	9.350 10.200	10.000 10.700	10.100 10.333	9.100 9.733	10.650 10.500	9.233 10.100	58.433 61.566
				<b>Combined Total: 119.999</b>						
4	323	Ludvig Christophersen WA	Prelims Finals	9.450 10.150	8.650 10.650	10.000 9.766	9.800 9.833	10.200 10.250	10.633 10.350	58.733 60.999
				<b>Combined Total: 119.732</b>						
5	147	Alan Osman NSW	Prelims Finals	9.500 10.200	10.350 10.700	9.850 9.700	9.500 9.400	10.200 10.150	9.633 9.950	59.033 60.100
				<b>Combined Total: 119.133</b>						
6	278	Luke Mott VIC	Prelims Finals	10.200 10.450	10.250 9.500	10.150 9.733	9.666 8.700	10.550 8.150	10.766 10.700	61.582 57.233
				<b>Combined Total: 118.815</b>						
7	145	Jose Caballero NSW	Prelims Finals	9.500 9.500	10.400 10.200	9.450 8.200	9.333 10.000	9.850 9.550	10.433 10.350	58.966 57.800
				<b>Combined Total: 116.766</b>						
8	195	Cy Dacey QLD	Prelims Finals	9.400 10.150	8.750 10.500	9.400 9.500	8.833 9.266	9.900 10.000	10.033 9.950	56.316 59.366
				<b>Combined Total: 115.682</b>						
9T	151	Seth Williams NSW	Prelims Finals	10.300 10.450	9.500 10.550	8.650 8.466	9.133 9.100	9.800 9.800	9.450 8.550	56.833 56.916
				<b>Combined Total: 113.749</b>						
9T	194	Jack Cartwright QLD	Prelims Finals	8.600 9.000	9.650 10.150	9.450 8.733	9.900 9.733	9.900 8.400	10.133 10.100	57.633 56.116
				<b>Combined Total: 113.749</b>						
11	326	Matthew Roberts WA	Prelims Finals	10.250 10.350	9.350 9.750	9.950 9.833	9.566 8.233	8.450 9.900	8.633 9.100	56.199 57.166
				<b>Combined Total: 113.365</b>						
12	238	Lachie Davis SA	Prelims Finals	9.600 9.900	9.700 10.600	8.400 9.066	9.300 9.333	9.350 8.750	9.566 9.400	55.916 57.049
				<b>Combined Total: 112.965</b>						
13	110	Isaac Baldwin ACT	Prelims Finals	9.300 9.600	9.150 9.900	8.750 8.766	9.066 9.333	9.150 9.500	9.666 10.100	55.082 57.199
				<b>Combined Total: 112.281</b>						
14	196	Liam Davis QLD	Prelims Finals	8.750 9.200	7.950 9.900	9.250 9.600	9.200 8.933	9.300 9.750	10.000 10.250	54.450 57.633
				<b>Combined Total: 112.083</b>						

# 16AGC MAG 7 & 8 Under CII

## Level 7 Under 12 AA

May 23-29, 2016

Men / 7U  
Session: 17M







Rank	Num	Name/Gym								AA
15	324	Ryan Ciupac WA	Prelims Finals	8.900 9.200	10.100 10.450	9.800 9.400	9.133 8.966	9.800 8.750	9.066 8.500	56.799 55.266
				<b>Combined Total: 112.065</b>						
16	149	Aiden Princena-White NSW	Prelims Finals	9.850 10.000	9.650 9.500	8.250 7.466	9.200 9.000	9.650 9.500	9.333 9.900	55.933 55.366
				<b>Combined Total: 111.299</b>						
17	325	Oliver Radotic WA	Prelims Finals	8.700 9.100	9.100 10.100	9.700 9.366	9.100 9.133	8.750 9.650	9.133 9.300	54.483 56.649
				<b>Combined Total: 111.132</b>						
18	197	Fletcher Griffiths QLD	Prelims Finals	10.150 9.300	8.950 9.700	9.150 9.333	9.100 8.800	8.750 7.950	9.800 10.000	55.900 55.083
				<b>Combined Total: 110.983</b>						
19	146	Saxon Glendinning NSW	Prelims Finals	9.750 9.750	7.850 10.100	8.900 8.233	8.700 8.833	9.200 8.350	9.900 10.300	54.300 55.566
				<b>Combined Total: 109.866</b>						
20	199	Zachary Simpson QLD	Prelims Finals	9.750 10.200	6.650 9.800	9.200 9.066	9.433 9.700	8.800 10.050	8.966 8.000	52.799 56.816
				<b>Combined Total: 109.615</b>						
21	114	Jonathan Fulop ACT	Prelims Finals	8.300 8.850	9.900 10.350	8.550 7.566	9.166 9.533	9.900 9.750	8.116 9.500	53.932 55.549
				<b>Combined Total: 109.481</b>						
22	112	Samuel Clay ACT	Prelims Finals	9.000 9.000	9.950 9.800	8.650 7.966	8.033 7.500	9.900 9.550	9.766 10.150	55.299 53.966
				<b>Combined Total: 109.265</b>						
23	113	Reilly Flanagan ACT	Prelims Finals	9.350 8.650	6.550 9.950	9.100 8.233	9.333 9.666	9.150 9.300	9.800 9.900	53.283 55.699
				<b>Combined Total: 108.982</b>						
24	111	Kai Chalmers ACT	Prelims Finals	9.450 9.850	9.600 9.800	8.050 7.033	7.633 8.600	9.150 9.700	9.700 9.600	53.583 54.583
				<b>Combined Total: 108.166</b>						
25	150	Lachlan Selleck NSW	Prelims Finals	8.750 8.050	8.800 10.100	9.350 8.833	8.066 8.933	8.900 7.700	10.233 9.750	54.099 53.366
				<b>Combined Total: 107.465</b>						
26	198	Andrew Pierides QLD	Prelims Finals	9.750 9.800	6.900 8.750	7.850 8.766	9.133 8.933	7.250 7.850	9.200 9.200	50.083 53.299
				<b>Combined Total: 103.382</b>						
27	280	Samuel Vagg VIC	Prelims Finals	7.800 8.300	9.100 9.750	9.150 8.833	8.700 9.166	7.550 8.850	6.483 6.500	48.783 51.399
				<b>Combined Total: 100.182</b>						
28	115	Isaac Leonard ACT	Prelims Finals	8.100 8.750	8.150 9.150	7.600 6.500	8.033 9.100	6.900 8.900	9.200 9.350	47.983 51.750
				<b>Combined Total: 99.733</b>						

# 16AGC MAG 7 & 8 Under CII

## Level 7 Under 12 AA

May 23-29, 2016

Men / 7U  
Session: 17M

Rank	Num	Name/Gym								AA
29	144	Zachery Brotherton NSW	Prelims	8.350	6.700	8.750	7.866	7.350	9.266	48.282
			Finals	8.850	8.800	8.400	8.666	7.600	9.000	51.316
				<b>Combined Total: 99.598</b>						
30	277	Sandy Hardiman VIC	Prelims	8.700	8.750	8.150	8.400	8.450	7.833	50.283
			Finals	8.950	7.700	7.566	8.366	8.500	7.900	48.982
				<b>Combined Total: 99.265</b>						
31	279	Adam Persic VIC	Prelims	8.600	6.750	8.400	8.500	8.300	9.033	49.583
			Finals	8.800	9.400	6.400	8.866	7.050	8.450	48.966
				<b>Combined Total: 98.549</b>						
32	273	Blake Ceola VIC	Prelims	8.000	7.800	9.150	9.066	8.500	6.050	48.566
			Finals	8.150	10.000	8.800	8.433	9.000	5.500	49.883
				<b>Combined Total: 98.449</b>						
33	616	Oska Middleton QLD	Prelims	6.000	8.400	8.550	9.066	9.000	7.683	48.699
			Finals	5.350	9.850	7.966	9.166	9.450	7.550	49.332
				<b>Combined Total: 98.031</b>						
34	116	Jamieson Norris ACT	Prelims	7.400	8.300	6.800	7.466	8.500	9.100	47.566
			Finals	7.700	8.800	4.500	8.366	8.650	10.000	48.016
				<b>Combined Total: 95.582</b>						
35	117	Toby Windsor ACT	Prelims	7.300	5.450	8.150	8.966	8.050	7.133	45.049
			Finals	7.550	7.850	7.033	9.466	8.700	7.800	48.399
				<b>Combined Total: 93.448</b>						
36	257	Hudson King TAS	Prelims	8.800	7.150	7.500	8.600	7.250	5.566	44.866
			Finals	9.200	9.350	7.966	8.600	6.500	5.300	46.916
				<b>Combined Total: 91.782</b>						
37	274	Noah Davis VIC	Prelims	7.300	6.750	6.700	8.566	7.750	7.933	44.999
			Finals	7.350	7.500	6.466	8.800	6.950	8.750	45.816
				<b>Combined Total: 90.815</b>						
38	275	Oscar Evans VIC	Prelims	8.800	3.550	6.850	9.300	7.300	8.500	44.300
			Finals	8.350	6.650	3.900	9.100	7.250	7.100	42.350
				<b>Combined Total: 86.650</b>						
39	276	Dartany Gilson VIC	Prelims	9.600	6.200	5.750	7.466	7.700	3.816	40.532
			Finals	9.400	8.600	6.066	8.100	8.050	2.800	43.016
				<b>Combined Total: 83.548</b>						