

# 16AGC MAG 7 & 8 Under CII

## Level 8 Under AA







May 23-29, 2016

Page: 1  
Printed: 5/25/2016 11:32 AM

Men / 8U

Session: 05M

Judge's Signatures







Rank	Num	Name/Gym								AA
1	246	Jesse Moore SA	Prelims Finals	10.133 9.800	10.933 10.300	9.400 9.700	9.650 10.433	9.850 10.350	10.350 11.150	60.316 61.733
				<b>Combined Total: 122.049</b>						
2	124	Blair Ray Stewart ACT	Prelims Finals	7.800 9.750	10.600 9.500	9.933 9.900	9.100 9.333	10.550 10.500	10.700 11.050	58.683 60.033
				<b>Combined Total: 118.716</b>						
3	161	Benjamin Foster NSW	Prelims Finals	9.833 10.750	9.600 9.600	8.933 9.050	9.600 9.566	10.300 9.650	10.600 10.950	58.866 59.566
				<b>Combined Total: 118.432</b>						
4	245	Nicholas Matthews SA	Prelims Finals	9.200 9.300	8.533 9.350	8.066 8.800	8.950 9.933	9.750 9.800	10.250 10.600	54.749 57.783
				<b>Combined Total: 112.532</b>						
5	295	Kipp Smith VIC	Prelims Finals	9.333 9.600	8.866 8.850	9.000 8.900	9.050 10.066	9.700 9.100	9.150 10.650	55.099 57.166
				<b>Combined Total: 112.265</b>						
6	292	Jack Harvey VIC	Prelims Finals	10.100 9.950	9.100 9.900	9.366 8.900	8.900 10.066	8.750 8.650	9.250 9.150	55.466 56.616
				<b>Combined Total: 112.082</b>						
7	212	Joshua Swanepoel QLD	Prelims Finals	8.666 9.050	8.300 9.000	10.000 10.050	9.200 9.066	8.050 8.800	9.500 9.550	53.716 55.516
				<b>Combined Total: 109.232</b>						
8	162	Ewen Mcconville NSW	Prelims Finals	10.100 10.500	7.966 8.300	8.366 8.000	9.600 9.933	9.650 9.250	7.750 9.250	53.432 55.233
				<b>Combined Total: 108.665</b>						
9	291	Mathew Contreras VIC	Prelims Finals	7.866 9.150	7.733 8.650	9.733 9.600	9.850 9.733	9.000 7.900	8.400 9.950	52.582 54.983
				<b>Combined Total: 107.565</b>						
10	211	James Hardy QLD	Prelims Finals	9.566 9.750	8.600 8.400	8.833 8.950	9.800 10.266	8.250 7.750	7.200 8.200	52.249 53.316
				<b>Combined Total: 105.565</b>						
11	125	Ky Trotter ACT	Prelims Finals	7.166 6.750	9.966 8.150	7.866 8.650	8.800 9.700	8.200 9.400	10.200 10.650	52.198 53.300
				<b>Combined Total: 105.498</b>						
12	163	Ethan Princena-White NSW	Prelims Finals	8.200 8.600	9.733 10.400	7.866 7.450	10.600 9.966	8.900 8.150	6.550 7.950	51.849 52.516
				<b>Combined Total: 104.365</b>						
13	258	Oliver Dalco TAS	Prelims Finals	9.500 9.250	7.933 8.350	8.500 8.100	8.700 9.333	8.150 7.800	9.250 8.550	52.033 51.383
				<b>Combined Total: 103.416</b>						
14	293	Conor McGillivray VIC	Prelims Finals	10.166 10.550	8.966 7.550	7.666 8.150	9.450 8.600	8.050 8.350	8.950 6.650	53.248 49.850
				<b>Combined Total: 103.098</b>						

# 16AGC MAG 7 & 8 Under CII

## Level 8 Under AA

May 23-29, 2016

Men / 8U  
Session: 05M

Rank	Num	Name/Gym								AA
15	160	Austin Follett NSW	Prelims Finals	8.766 8.250	8.533 8.800	8.633 8.450	10.250 9.466	7.700 6.500	7.850 9.150	51.732 50.616
				<b>Combined Total: 102.348</b>						
16	243	Calvin Currie SA	Prelims Finals	9.200 9.400	7.400 8.500	8.100 7.800	8.300 9.566	7.050 8.100	8.900 8.850	48.950 52.216
				<b>Combined Total: 101.166</b>						
17	297	Joshua Walker VIC	Prelims Finals	9.100 9.650	6.966 7.500	7.733 7.500	9.050 9.466	6.800 6.950	10.000 9.450	49.649 50.516
				<b>Combined Total: 100.165</b>						
18	290	Marcus Casamento VIC	Prelims Finals	9.233 10.100	6.666 7.350	7.633 7.800	8.450 8.633	6.800 8.200	9.400 9.400	48.182 51.483
				<b>Combined Total: 99.665</b>						
19	122	Jeremy Blick ACT	Prelims Finals	7.366 7.250	8.600 10.000	7.333 8.050	9.200 9.333	7.250 7.300	7.750 8.800	47.499 50.733
				<b>Combined Total: 98.232</b>						
20	213	Hugo Veerman QLD	Prelims Finals	6.800 7.250	8.333 9.600	8.266 8.550	9.250 9.000	7.600 8.000	6.900 8.550	47.149 50.950
				<b>Combined Total: 98.099</b>						
21	123	Lachlan Hayward ACT	Prelims Finals	8.033 7.600	7.200 8.550	8.300 7.300	8.550 8.833	8.700 8.550	7.850 7.050	48.633 47.883
				<b>Combined Total: 96.516</b>						
22	121	Max Allen ACT	Prelims Finals	6.833 7.200	8.533 8.100	7.000 7.250	8.700 8.533	8.200 9.550	7.850 8.600	47.116 49.233
				<b>Combined Total: 96.349</b>						
23	244	Adam Gibson SA	Prelims Finals	3.466 8.000	6.500 7.450	7.900 7.900	8.750 9.600	9.400 9.300	7.250 8.250	43.266 50.500
				<b>Combined Total: 93.766</b>						
24	247	Travis Williams SA	Prelims Finals	8.700 8.750	5.400 6.250	7.533 7.900	8.900 10.300	7.550 7.600	6.700 7.200	44.783 48.000
				<b>Combined Total: 92.783</b>						
25	294	Julian Preiato VIC	Prelims Finals	8.166 7.350	7.433 7.600	8.600 8.300	8.600 7.833	8.500 6.600	6.900 6.850	48.199 44.533
				<b>Combined Total: 92.732</b>						
26	296	Theodore Tsang VIC	Prelims Finals	7.966 7.700	5.600 2.400	6.266 5.950	8.250 8.466	7.850 6.450	5.200 6.800	41.132 37.766
				<b>Combined Total: 78.898</b>						
27	210	Laurence Burton QLD	Prelims Finals	6.933 6.700	6.133 ____	6.966 6.600	9.450 9.500	6.850 6.450	5.600 6.150	41.932 35.400
				<b>Combined Total: 77.332</b>						
28	289	Jordan Fitzsimons VIC	Prelims Finals	6.766 6.850	5.533 3.950	5.966 6.800	8.950 8.733	5.950 5.400	3.650 5.600	36.815 37.333
				<b>Combined Total: 74.148</b>						