

16AGC MAG CII

Level 9U17

May 23-29, 2016

Page: 1
Printed: 5/26/2016 9:07 PM

Men / 9U

Session: 10M

Judge's Signatures

Rank	Num	Name/Gym									AA
1	309	Hudson Irwin VIC	Prelims	Final: 13.450	12.250	12.300	13.166	13.200	12.200	76.566	
			D/E: 4.7 / 8.750	3.8 / 8.450	4.2 / 8.100	4.4 / 8.766	3.9 / 9.300	3.4 / 8.800	ND:		
			Finals	Final: 13.433	12.450	12.850	13.300	12.200	12.600	76.833	
			D/E: 4.7 / 8.733	3.8 / 8.650	4.2 / 8.650	4.4 / 9.000	3.9 / 8.300	4.1 / 8.500	ND: -0.1		
Combined Total: 153.399											
2	313	Heath Thorpe VIC	Prelims	Final: 13.750	10.500	12.400	13.933	11.766	12.900	75.249	
			D/E: 4.9 / 8.850	3.8 / 6.700	3.5 / 8.900	4.4 / 9.533	3.9 / 7.866	4.2 / 8.700	ND:		
			Finals	Final: 13.766	11.800	12.200	13.800	12.500	12.900	76.966	
			D/E: 4.9 / 8.866	3.8 / 8.000	3.5 / 8.700	4.4 / 9.400	3.9 / 8.600	4.2 / 8.700	ND:		
Combined Total: 152.215											
3	224	Indigo Dragon QLD	Prelims	Final: 13.150	11.900	13.033	12.933	12.966	11.900	75.882	
			D/E: 4.3 / 8.850	4.0 / 7.900	4.3 / 8.733	4.4 / 8.533	3.9 / 9.066	3.2 / 8.700	ND:		
			Finals	Final: 13.400	11.600	13.200	13.250	13.100	11.100	75.650	
			D/E: 4.3 / 9.100	4.1 / 7.500	4.3 / 8.900	4.4 / 8.850	3.9 / 9.200	3.1 / 8.000	ND:		
Combined Total: 151.532											
4	223	Simon Constable QLD	Prelims	Final: 13.000	11.800	12.700	13.533	12.500	10.350	73.883	
			D/E: 4.3 / 8.700	3.1 / 8.700	3.7 / 9.000	4.4 / 9.133	3.3 / 9.200	3.7 / 6.650	ND:		
			Finals	Final: 13.266	12.000	12.250	13.100	12.600	13.050	76.266	
			D/E: 4.3 / 8.966	3.1 / 8.900	3.7 / 8.550	4.4 / 8.800	3.3 / 9.300	4.0 / 9.050	ND: -0.1		
Combined Total: 150.149											
5	226	Kurt Grumelart QLD	Prelims	Final: 12.450	11.100	13.000	12.366	13.333	11.850	74.099	
			D/E: 3.5 / 8.950	2.9 / 8.200	4.5 / 8.500	3.6 / 8.766	3.7 / 9.633	2.8 / 9.050	ND:		
			Finals	Final: 12.766	10.850	13.050	13.200	12.650	12.600	75.116	
			D/E: 3.5 / 9.266	2.9 / 7.950	4.6 / 8.450	3.6 / 9.600	3.7 / 8.950	3.6 / 9.000	ND:		
Combined Total: 149.215											
6	227	Finlay Kroon QLD	Prelims	Final: 12.850	9.950	13.333	13.000	12.200	10.350	71.683	
			D/E: 4.3 / 8.550	3.8 / 6.150	4.2 / 9.133	3.6 / 9.400	3.6 / 8.600	3.4 / 6.950	ND:		
			Finals	Final: 12.933	11.900	13.250	13.050	12.500	13.050	76.683	
			D/E: 4.3 / 8.633	3.9 / 8.000	4.2 / 9.050	3.6 / 9.450	3.8 / 8.700	4.1 / 8.950	ND:		
Combined Total: 148.366											
7	312	Lachlan Smith VIC	Prelims	Final: 13.350	10.900	12.233	12.433	13.100	10.450	72.466	
			D/E: 4.5 / 8.850	3.8 / 7.100	3.8 / 8.433	3.6 / 8.833	4.4 / 8.700	3.3 / 7.150	ND:		
			Finals	Final: 13.466	11.700	12.800	12.800	12.700	11.550	75.016	
			D/E: 4.5 / 8.966	3.8 / 7.900	3.8 / 9.000	3.6 / 9.200	4.4 / 8.300	4.3 / 7.250	ND:		
Combined Total: 147.482											

16AGC MAG CII

Level 9U17

May 23-29, 2016

Page: 2
Printed: 5/26/2016 9:07 PM

Men / 9U
Session: 10M







Rank	Num	Name/Gym								AA
8	308	Robert Crea VIC	Prelims	Final: 12.850	11.800	12.566	12.366	12.966	10.650	73.198
			D/E: 4.7 / 8.150	3.8 / 8.000	3.8 / 8.766	3.6 / 8.766	4.2 / 8.766	3.9 / 6.750	ND:	
			Finals	Final: 12.700	12.100	12.700	12.550	12.950	10.950	73.950
			D/E: 4.6 / 8.300	3.8 / 8.300	3.8 / 8.900	3.6 / 8.950	4.2 / 8.750	3.9 / 7.050	ND: -0.2	
Combined Total: 147.148										
9	310	Billy Mclean VIC	Prelims	Final: 11.750	11.350	11.133	12.566	11.800	12.150	70.749
			D/E: 4.6 / 7.150	4.4 / 6.950	2.9 / 8.233	3.8 / 8.766	4.4 / 7.400	4.0 / 8.150	ND:	
			Finals	Final: 12.200	12.700	10.950	13.550	12.850	12.700	74.950
			D/E: 4.6 / 8.000	4.4 / 8.300	2.9 / 8.050	4.4 / 9.150	4.4 / 8.450	4.3 / 8.400	ND: -0.4	
Combined Total: 145.699										
10	170	Julien Horrocks NSW	Prelims	Final: 12.950	11.300	12.033	13.333	11.366	11.350	72.332
			D/E: 4.3 / 8.750	3.4 / 7.900	3.9 / 8.133	3.6 / 9.733	3.5 / 7.866	3.0 / 8.350	ND: -0.1	
			Finals	Final: 12.733	11.550	11.900	13.100	12.450	11.250	72.983
			D/E: 4.2 / 8.833	3.4 / 8.150	3.9 / 8.000	3.6 / 9.500	3.5 / 8.950	3.0 / 8.250	ND: -0.3	
Combined Total: 145.315										
11	332	Elija Meegan WA	Prelims	Final: 13.150	10.050	11.400	12.166	12.400	9.800	68.966
			D/E: 4.4 / 8.750	3.0 / 7.050	3.2 / 8.200	3.6 / 8.566	3.4 / 9.000	2.2 / 7.600	ND:	
			Finals	Final: 13.333	11.350	11.300	12.900	12.700	11.700	73.283
			D/E: 4.4 / 8.933	3.1 / 8.250	3.1 / 8.200	3.6 / 9.300	3.4 / 9.300	2.8 / 8.900	ND:	
Combined Total: 142.249										
12	331	Harrison Jones WA	Prelims	Final: 12.550	7.400	11.066	11.900	11.266	11.900	66.082
			D/E: 4.4 / 8.250	3.7 / 3.700	3.8 / 7.266	4.0 / 7.900	3.7 / 7.566	4.1 / 7.800	ND: -0.1	
			Finals	Final: 12.633	11.550	12.300	12.300	11.800	12.550	73.133
			D/E: 4.4 / 8.233	3.4 / 8.150	3.8 / 8.500	3.6 / 8.700	4.0 / 7.800	4.2 / 8.350	ND:	
Combined Total: 139.215										
13	225	Samuel Favilla QLD	Prelims	Final: 13.150	5.250	12.600	12.433	12.033	11.950	67.416
			D/E: 4.3 / 8.850	3.0 / 6.250	4.2 / 8.400	3.6 / 8.833	3.9 / 8.133	3.3 / 8.650	ND: -4.0	
			Finals	Final: 12.666	10.400	12.350	12.450	11.950	11.950	71.766
			D/E: 4.3 / 8.466	3.2 / 7.200	4.2 / 8.150	3.6 / 8.850	3.8 / 8.150	3.3 / 8.650	ND: -0.1	
Combined Total: 139.182										
14	128	Simon Bewick ACT	Prelims	Final: 11.950	12.350	9.666	11.333	12.466	11.400	69.165
			D/E: 4.1 / 7.850	3.5 / 8.850	2.1 / 7.566	3.6 / 8.033	3.7 / 8.766	2.8 / 8.600	ND: -0.3	
			Finals	Final: 12.400	12.250	10.650	11.100	11.800	11.550	69.750
			D/E: 4.1 / 8.300	3.5 / 8.750	3.2 / 7.450	3.6 / 7.800	3.7 / 8.100	2.8 / 8.750	ND: -0.3	
Combined Total: 138.915										

16AGC MAG CII

Level 9U17

May 23-29, 2016

Men / 9U
Session: 10M

Rank	Num	Name/Gym								AA
15	129	Alexander McDonald ACT	Prelims	Final: 11.750	9.950	9.466	12.600	12.033	10.650	66.449
				D/E: 4.4 / 7.650	3.4 / 6.550	3.0 / 6.466	3.6 / 9.000	3.3 / 8.733	2.7 / 7.950	
				ND: -0.3						
			Finals	Final: 11.166	10.000	10.800	11.850	11.250	10.500	65.566
				D/E: 4.5 / 6.666	3.5 / 6.500	3.1 / 7.700	3.6 / 8.350	3.3 / 7.950	2.6 / 7.900	
				ND: -0.1						
Combined Total: 132.015										
16	260	Cooper Wilson TAS	Prelims	Final: 10.450	6.950	11.266	11.533	12.300	9.450	61.949
				D/E: 4.4 / 6.450	2.8 / 4.150	2.4 / 8.866	3.2 / 8.333	3.0 / 9.300	2.1 / 7.350	
				ND: -0.4						
			Finals	Final: 11.666	10.600	10.200	11.450	11.350	11.100	66.366
				D/E: 4.2 / 7.566	3.3 / 7.300	2.4 / 7.800	3.2 / 8.350	2.9 / 8.450	2.4 / 8.700	
				ND: -0.1						
Combined Total: 128.315										
17	221	Wade Hogan QLD	Prelims	Final: 11.850	8.500	9.466	11.533	11.066	10.700	63.115
				D/E: 4.0 / 7.850	3.0 / 5.500	3.0 / 6.466	2.0 / 9.533	3.1 / 7.966	1.8 / 8.900	
				ND:						
			Finals	Final: 12.166	9.350	10.250	11.500	10.050	10.300	63.616
				D/E: 3.8 / 8.366	3.1 / 6.250	2.2 / 8.050	2.0 / 9.500	2.8 / 7.250	2.5 / 7.800	
				ND:						
Combined Total: 126.731										
18	311	Connor Pattison VIC	Prelims	Final: 12.950	9.800	11.500	13.000	12.100	___	59.350
				D/E: 4.5 / 8.450	3.4 / 6.400	3.3 / 8.200	3.6 / 9.400	4.2 / 7.900		
				ND:						
			Finals	Final: 13.033	9.750	11.700	13.700	11.750	___	59.933
				D/E: 4.6 / 8.433	3.8 / 5.950	3.4 / 8.300	4.4 / 9.300	4.3 / 7.450		
				ND:						
Combined Total: 119.283										
19	305	Drew Aggenbach VIC	Prelims	Final: 12.950	___	11.866	11.433	10.933	12.000	59.182
				D/E: 4.3 / 8.750		3.1 / 8.766	2.8 / 8.633	3.9 / 7.033	3.9 / 8.100	
				ND: -0.1						
			Finals	Final: 12.733	___	11.850	12.250	11.950	10.950	59.733
				D/E: 4.3 / 8.433		3.1 / 8.750	3.6 / 8.650	3.9 / 8.050	3.1 / 7.850	
				ND:						
Combined Total: 118.915										
20	250	Rhys Hickman SA	Prelims	Final: 12.950	9.500	10.500	11.833	11.100	10.750	66.633
				D/E: 4.7 / 8.250	2.9 / 6.600	3.4 / 7.100	3.6 / 8.233	3.0 / 8.100	2.2 / 8.550	
				ND:						
			Finals	Final: 12.033	11.200	___	11.150	___	___	34.383
				D/E: 4.6 / 7.433	2.9 / 8.300		3.6 / 7.650			
				ND: -0.1						
Combined Total: 101.016										