







16AGC MAG CII

Senior International All Around

May 23-29, 2016







Page: 1
 Printed: 5/27/2016 9:54 PM
 Men / SR
 Session: 13M
 Judge's Signatures

Rank	Num	Name/Gym								AA
1	316	Luke Wadsworth VIC	Prelims	Final: 13.400	12.733	14.400	14.766	14.166	13.166	82.631
				D/E: 5.9 / 7.500	5.5 / 7.233	5.5 / 8.900	5.2 / 9.566	5.8 / 8.366	4.8 / 8.366	
				ND:						
			Finals	Final: 14.166	14.133	14.300	14.666	14.533	12.866	84.664
				D/E: 6.0 / 8.366	5.5 / 8.633	5.5 / 8.800	5.2 / 9.466	5.7 / 8.833	4.8 / 8.066	
				ND: -0.2						
Combined Total: 167.295										
2	317	Luke Wiwatowski VIC	Prelims	Final: 14.366	13.800	14.300	14.466	14.033	13.100	84.065
				D/E: 5.8 / 8.666	4.8 / 9.000	5.5 / 8.800	5.2 / 9.266	6.0 / 8.033	5.8 / 7.300	
				ND: -0.1						
			Finals	Final: 14.133	12.600	14.500	14.500	13.766	12.866	82.365
				D/E: 5.8 / 8.333	4.8 / 7.800	5.5 / 9.000	5.2 / 9.300	5.9 / 7.866	5.7 / 7.166	
				ND:						
Combined Total: 166.430										
3	229	Scott Costin QLD	Prelims	Final: 14.533	13.000	12.300	13.700	12.933	12.866	79.332
				D/E: 5.4 / 9.133	4.3 / 8.700	4.6 / 7.700	4.4 / 9.300	4.9 / 8.033	4.9 / 7.966	
				ND:						
			Finals	Final: 14.166	13.366	11.833	13.900	13.633	13.500	80.398
				D/E: 5.4 / 8.766	4.3 / 9.066	4.3 / 7.533	4.4 / 9.500	5.0 / 8.633	4.9 / 8.600	
				ND:						
Combined Total: 159.730										
4	334	Joshua Di Nucci WA	Prelims	Final: 13.166	13.100	12.766	12.133	12.966	13.400	77.531
				D/E: 4.7 / 8.466	4.5 / 8.600	4.5 / 8.266	4.4 / 8.033	4.8 / 8.166	4.8 / 8.600	
				ND: -0.3						
			Finals	Final: 13.566	13.733	12.666	14.000	12.200	12.566	78.731
				D/E: 4.8 / 8.766	4.7 / 9.033	4.5 / 8.166	4.4 / 9.600	4.8 / 7.400	4.8 / 7.766	
				ND:						
Combined Total: 156.262										
5	131	Adam Falzarano ACT	Prelims	Final: 12.566	11.833	13.666	13.333	12.833	12.766	76.997
				D/E: 4.4 / 8.166	5.2 / 6.633	5.2 / 8.466	4.4 / 8.933	4.4 / 8.433	4.4 / 8.366	
				ND:						
			Finals	Final: 12.800	12.600	13.800	13.533	13.166	13.200	79.099
				D/E: 4.4 / 8.400	5.3 / 7.300	5.2 / 8.600	4.4 / 9.133	4.4 / 8.766	4.4 / 8.800	
				ND:						
Combined Total: 156.096										
6	314	Scott Brooks VIC	Prelims	Final: 13.033	11.766	13.500	14.466	12.833	12.100	77.698
				D/E: 5.5 / 7.533	4.8 / 6.966	5.0 / 8.500	5.2 / 9.266	5.1 / 7.733	5.2 / 6.900	
				ND:						
			Finals	Final: 11.633	11.666	13.500	14.766	13.333	12.800	77.698
				D/E: 5.4 / 6.533	4.9 / 6.766	5.1 / 8.400	5.2 / 9.566	5.3 / 8.033	5.2 / 7.600	
				ND: -0.3						
Combined Total: 155.396										
7	230	Jake Houtby QLD	Prelims	Final: 12.766	12.433	13.500	13.266	13.366	12.600	77.931
				D/E: 5.2 / 7.866	4.7 / 7.733	4.7 / 8.800	4.8 / 8.466	4.2 / 9.166	4.3 / 8.300	
				ND: -0.3						
			Finals	Final: 13.700	12.133	12.566	12.566	13.300	12.433	76.698
				D/E: 6.1 / 7.800	4.4 / 7.733	4.1 / 8.466	4.8 / 7.766	4.2 / 9.100	4.3 / 8.133	
				ND: -0.2						
Combined Total: 154.629										

16AGC MAG CII

Senior International All Around

May 23-29, 2016

Rank	Num	Name/Gym								AA
8	176	Jay Pery QLD	Prelims	Final: 13.233	11.566	12.033	12.566	12.933	11.400	73.731
				D/E: 4.5 / 8.733	4.6 / 6.966	4.0 / 8.033	3.6 / 8.966	3.5 / 9.433	3.2 / 8.200	
				ND:						
			Finals	Final: 12.900	12.600	11.966	12.566	12.966	11.966	74.964
				D/E: 4.5 / 8.400	4.5 / 8.100	4.0 / 7.966	3.6 / 9.066	3.5 / 9.466	3.5 / 8.466	
				ND:			-0.1			
										Combined Total: 148.695
9	172	Jordan Papandrea NSW	Prelims	Final: 12.133	10.400	12.400	13.633	12.600	12.633	73.799
				D/E: 4.5 / 7.733	4.3 / 6.100	4.2 / 8.200	4.4 / 9.233	4.4 / 8.200	3.7 / 8.933	
				ND:	-0.1					
			Finals	Final: 10.900	11.800	12.500	13.233	13.233	12.200	73.866
				D/E: 3.7 / 7.200	4.7 / 7.100	3.9 / 8.600	4.4 / 8.933	4.4 / 8.833	3.7 / 8.500	
				ND:			-0.1			
										Combined Total: 147.665
10	252	Christopher Remkes SA	Prelims	Final: 13.233	12.566	14.033	14.900	13.600	___	68.332
				D/E: 6.6 / 7.133	5.2 / 7.366	5.6 / 8.433	6.0 / 9.000	4.7 / 8.900		
				ND:	-0.5		-0.1			
			Finals	Final: 12.600	14.133	14.000	15.466	14.033	___	70.232
				D/E: 6.2 / 6.800	6.3 / 7.833	5.8 / 8.200	6.0 / 9.466	4.7 / 9.333		
				ND:	-0.4					
										Combined Total: 138.564
11	253	Clay Stephens SA	Prelims	Final: ___	___	13.000	___	___	___	13.000
				D/E: ___		5.0 / 8.000				
				ND:						
			Finals	Final: ___	___	13.900	___	___	___	13.900
				D/E: ___		4.9 / 9.000				
				ND:						
										Combined Total: 26.900
12	251	Sean O'Hara SA	Prelims	Final: 12.366	___	___	___	___	___	12.366
				D/E: 5.4 / 6.966						
				ND:						
			Finals	Final: 13.166	___	___	___	___	___	13.166
				D/E: 5.9 / 7.666						
				ND:	-0.4					
										Combined Total: 25.532