

# 2017 MAG AGC CII

## Level 10 AA







May 22-28, 2017

Page: 1  
Printed: 5/26/2017 9:42 PM

Men / 10

Session: 15M

Judge's Signatures

Rank	Num	Name/Gym								AA
1	192	Jack GLENDENNING QLD	Prelims	Final: 12.233	10.800	10.900	13.200	12.200	11.050	70.383
				D/E: 3.5 / 8.733	2.8 / 8.000	2.8 / 8.100	4.0 / 9.200	2.9 / 9.300	2.7 / 8.350	
			Finals	Final: 10.700	11.050	11.350	13.300	12.550	11.050	70.000
				D/E: 3.8 / 6.900	3.2 / 7.850	2.8 / 8.550	4.0 / 9.300	2.9 / 9.650	2.7 / 8.350	
				ND:						
				<b>Combined Total: 140.383</b>						
2	135	Rasmus BRETH-PETERSE NSW	Prelims	Final: 11.500	9.350	12.100	12.533	12.050	11.900	69.433
				D/E: 3.5 / 8.200	3.0 / 6.350	3.5 / 8.600	3.2 / 9.333	3.1 / 8.950	3.5 / 8.400	
			Finals	Final: 11.800	10.550	11.850	12.300	12.350	11.950	70.800
				D/E: 3.5 / 8.500	3.0 / 7.550	3.5 / 8.350	3.2 / 9.100	3.1 / 9.250	3.5 / 8.450	
				ND: -0.2						
				<b>Combined Total: 140.233</b>						
3	195	Kyle MCCARTNEY QLD	Prelims	Final: 12.400	10.850	10.450	12.566	11.000	10.600	67.866
				D/E: 3.4 / 9.000	2.5 / 8.350	3.1 / 7.350	3.2 / 9.366	2.8 / 8.200	2.6 / 8.000	
			Finals	Final: 12.150	11.300	11.550	12.400	11.950	10.850	70.200
				D/E: 3.4 / 8.750	2.5 / 8.800	3.2 / 8.350	3.2 / 9.200	3.0 / 8.950	2.6 / 8.250	
				ND:						
				<b>Combined Total: 138.066</b>						
4	140	Jae NAGEL NSW	Prelims	Final: 10.700	10.450	12.750	12.866	10.350	11.650	68.766
				D/E: 4.0 / 6.700	2.9 / 7.550	4.4 / 8.350	4.0 / 8.866	3.2 / 7.150	2.8 / 8.850	
			Finals	Final: 10.200	9.650	11.500	13.200	10.500	11.950	67.000
				D/E: 4.0 / 6.200	2.9 / 6.750	4.0 / 7.500	4.0 / 9.200	3.2 / 7.300	2.8 / 9.150	
				ND:						
				<b>Combined Total: 135.766</b>						
5	139	Julien HORROCKS NSW	Prelims	Final: 9.566	10.800	9.300	13.166	12.050	11.150	66.032
				D/E: 4.0 / 5.766	2.9 / 7.900	2.7 / 6.600	4.0 / 9.166	2.7 / 9.350	2.8 / 8.350	
			Finals	Final: 12.000	11.000	11.050	13.333	11.300	11.000	69.683
				D/E: 4.0 / 8.000	2.9 / 8.100	2.8 / 8.250	4.0 / 9.333	2.6 / 8.700	2.8 / 8.200	
				ND:						
				<b>Combined Total: 135.715</b>						
6	197	Jordan VANDERWAL QLD	Prelims	Final: 11.133	10.650	10.600	12.133	10.950	10.500	65.966
				D/E: 3.1 / 8.333	3.2 / 7.450	3.2 / 7.400	3.2 / 8.933	2.3 / 8.650	2.4 / 8.100	
			Finals	Final: 11.500	10.550	11.350	12.066	11.900	10.950	68.316
				D/E: 3.3 / 8.200	3.2 / 7.350	3.2 / 8.150	3.2 / 8.866	2.5 / 9.400	2.4 / 8.550	
				ND:						
				<b>Combined Total: 134.282</b>						
7	191	Tristan COLLINS QLD	Prelims	Final: 10.966	10.200	9.700	11.466	12.400	10.250	64.982
				D/E: 3.7 / 7.566	2.6 / 7.600	3.2 / 6.500	2.8 / 8.666	3.1 / 9.300	3.1 / 7.150	
			Finals	Final: 12.650	9.450	12.100	11.566	11.850	11.000	68.616
				D/E: 3.8 / 8.850	2.6 / 6.850	3.5 / 8.600	2.8 / 8.766	3.1 / 8.750	3.2 / 7.800	
				ND:						
				<b>Combined Total: 133.598</b>						

*P. O'H*  
26.5.17







# 2017 MAG AGC CII

## Level 10 AA

May 22-28, 2017

Page: 2  
Printed: 5/26/2017 9:42 PM







Men / 10  
Session: 15M

Rank	Num	Name/Gym								AA
8	196	Adam PARKER QLD	Prelims	Final: 12.866	10.150	8.850	12.033	10.850	10.650	65.399
				D/E: 3.8 / 9.066	2.9 / 7.250	2.6 / 6.250	3.2 / 8.833	3.0 / 7.850	2.3 / 8.350	
			ND:							
			Finals	Final: 12.050	9.050	11.700	11.166	11.950	11.200	67.116
				D/E: 3.7 / 8.350	2.9 / 6.150	3.4 / 8.300	2.2 / 8.966	3.1 / 8.850	2.3 / 8.900	
				ND:						
				<b>Combined Total: 132.515</b>						
9	287	Ben HOLDEN VIC	Prelims	Final: 11.100	4.900	11.450	12.966	10.600	11.400	62.416
				D/E: 3.7 / 7.400	2.3 / 6.600	3.5 / 7.950	4.0 / 8.966	3.8 / 6.800	2.8 / 8.600	
				ND: -4.0						
			Finals	Final: 11.950	10.650	12.300	12.466	10.600	11.450	69.416
				D/E: 3.7 / 8.250	2.6 / 8.050	3.5 / 8.800	4.0 / 8.566	3.7 / 6.900	2.8 / 8.650	
				ND: -0.1						
				<b>Combined Total: 131.832</b>						
10	138	Robert FASSONE NSW	Prelims	Final: 11.433	9.250	10.350	12.533	11.550	10.000	65.116
				D/E: 3.4 / 8.133	3.5 / 5.750	2.1 / 8.250	4.0 / 8.833	3.1 / 8.450	2.5 / 7.500	
				ND: -0.1			-0.3			
			Finals	Final: 11.900	9.400	9.700	12.866	11.200	11.250	66.316
				D/E: 3.4 / 8.500	3.5 / 5.900	2.1 / 7.600	4.0 / 8.966	3.3 / 7.900	2.9 / 8.350	
				ND: -0.1			-0.1			
				<b>Combined Total: 131.432</b>						
11	288	Ethan MCCORMACK VIC	Prelims	Final: 10.200	10.350	8.850	12.066	10.650	11.150	63.266
				D/E: 4.0 / 6.300	2.5 / 7.850	2.5 / 6.650	4.0 / 8.066	3.8 / 6.850	3.5 / 7.650	
				ND: -0.1		-0.3				
			Finals	Final: 10.550	9.250	9.150	12.400	10.300	11.100	62.750
				D/E: 4.0 / 6.650	2.5 / 6.750	2.4 / 7.050	4.0 / 8.500	3.8 / 6.500	3.4 / 7.700	
				ND: -0.1		-0.3	-0.1			
				<b>Combined Total: 126.016</b>						
12	290	Nick SILAGY VIC	Prelims	Final: .	.	11.600	11.400	11.200	.	34.200
				D/E: .	.	3.8 / 7.800	3.2 / 8.200	3.0 / 8.200		
				ND:						
			Finals	Final: .	.	11.400	10.833	11.800	.	34.033
				D/E: .	.	3.8 / 7.600	3.2 / 7.933	3.0 / 8.800		
				ND:			-0.3			
				<b>Combined Total: 68.233</b>						
13	285	Anthony DORRINGTON VIC	Prelims	Final: 9.333	.	.	12.633	9.650	.	31.616
				D/E: 4.0 / 5.933			4.0 / 8.733	2.3 / 7.350		
				ND: -0.6			-0.1			
			Finals	Final: 11.600	.	.	13.000	10.100	.	34.700
				D/E: 4.3 / 7.400			4.0 / 9.000	2.7 / 7.400		
				ND: -0.1						
				<b>Combined Total: 66.316</b>						
14	286	Ellis GRADASCEVIC VIC	Prelims	Final: 10.933	.	.	11.866	11.800	.	34.599
				D/E: 3.9 / 7.033			2.4 / 9.466	2.4 / 9.400		
				ND:						
			Finals	Final: 10.500	.	.	10.533	10.400	.	31.433
				D/E: 3.4 / 7.100			2.4 / 8.233	2.4 / 8.000		
				ND:			-0.1			
				<b>Combined Total: 66.032</b>						

# 2017 MAG AGC CII

## Level 10 AA

May 22-28, 2017

Rank	Num	Name/Gym								AA
15	289	William SHUREY VIC	Prelims	Final: —. —	9.200	8.850	12.000	—.	—.	30.050
				D/E: 4.1 / 5.100	3.4 / 5.450	4.0 / 8.000				
			Finals	Final: —. —	9.050	9.500	11.733	—.	—.	30.283
				D/E: 4.4 / 4.650	3.6 / 5.900	4.0 / 8.033			-0.3	
<b>Combined Total: 60.333</b>										
16	346	Adam REED WA	Prelims	Final: —. —	—.	10.100	12.133	—.	—.	22.233
				D/E: —.	2.8 / 7.300	3.2 / 8.933				
			Finals	Final: —. —	—.	10.850	12.000	—.	—.	22.850
				D/E: —.	3.6 / 7.250	3.2 / 8.900			-0.1	
<b>Combined Total: 45.083</b>										
17	193	Kurt GRUMELART QLD	Prelims	Final: —. —	—.	11.450	—.	—.	—.	11.450
				D/E: —.	4.1 / 7.350					
			Finals	Final: —. —	—.	11.300	—.	—.	—.	11.300
				D/E: —.	3.8 / 7.800				-0.3	
<b>Combined Total: 22.750</b>										