

2017 MAG AGC CII

Level 7 Open AA







May 22-28, 2017

Page: 1
Printed: 5/26/2017 4:17 PM

Men / 70

Session: 14M

Judge's Signatures

Rank	Num	Name/Gym								AA
1	265	Ben VENUS SA	Prelims	Final: 12.566	11.800	12.800	12.466	13.066	11.533	74.231
				D/E: 4.1 / 8.466	2.8 / 9.000	3.9 / 8.900	3.5 / 8.966	3.4 / 9.666	3.0 / 8.533	
			Finals	Final: 12.666	11.600	12.533	13.000	12.433	11.766	73.998
				D/E: 4.0 / 8.666	2.8 / 8.800	3.9 / 8.633	3.6 / 9.400	3.2 / 9.233	2.9 / 8.866	
				Combined Total: 148.229						
2	144	Geordie MCCOLL NSW	Prelims	Final: 13.000	11.133	11.966	12.600	12.333	11.866	72.898
				D/E: 4.0 / 9.000	2.8 / 8.333	3.2 / 8.766	3.5 / 9.200	2.9 / 9.433	3.2 / 8.666	
			Finals	Final: 13.133	9.766	12.300	12.800	12.300	11.666	71.965
				D/E: 4.1 / 9.033	2.4 / 7.366	3.2 / 9.100	3.5 / 9.300	2.9 / 9.400	3.2 / 8.466	
				Combined Total: 144.863						
3	142	Joshua DE-ROO NSW	Prelims	Final: 12.966	10.766	11.133	12.366	12.400	11.633	71.264
				D/E: 4.2 / 8.766	2.8 / 7.966	3.3 / 7.833	3.5 / 8.866	3.3 / 9.100	3.2 / 8.433	
			Finals	Final: 12.633	11.100	12.400	12.600	12.466	12.266	73.465
				D/E: 4.1 / 8.533	2.8 / 8.300	3.1 / 9.300	3.5 / 9.200	3.3 / 9.166	3.2 / 9.066	
				Combined Total: 144.729						
4	202	Kristian RUSSELL QLD	Prelims	Final: 13.433	11.233	11.833	12.066	12.400	11.000	71.965
				D/E: 4.6 / 8.833	3.6 / 7.633	2.7 / 9.133	3.5 / 8.566	3.0 / 9.400	3.7 / 7.300	
			Finals	Final: 13.400	11.966	11.366	11.600	11.866	11.500	71.698
				D/E: 4.6 / 8.800	3.6 / 8.366	2.6 / 8.766	3.4 / 8.300	3.0 / 8.866	3.7 / 7.800	
				Combined Total: 143.663						
5	293	Bo DANELUTTI VIC	Prelims	Final: 12.933	10.900	12.100	10.800	12.566	11.733	71.032
				D/E: 3.9 / 9.033	2.5 / 8.400	3.3 / 8.800	1.6 / 9.200	2.9 / 9.666	2.5 / 9.233	
			Finals	Final: 13.166	11.166	10.933	10.900	12.433	11.833	70.431
				D/E: 4.0 / 9.166	2.5 / 8.666	2.3 / 8.633	1.6 / 9.300	2.8 / 9.633	2.5 / 9.333	
				Combined Total: 141.463						
6	295	SAM LINDEMAN VIC	Prelims	Final: 12.366	11.700	10.733	11.733	12.033	11.700	70.265
				D/E: 4.8 / 7.666	3.2 / 8.500	2.3 / 8.433	2.7 / 9.033	2.9 / 9.133	3.1 / 8.600	
			Finals	Final: 12.000	11.766	10.700	12.433	12.500	11.633	71.032
				D/E: 4.8 / 7.500	3.3 / 8.466	2.3 / 8.400	3.5 / 8.933	3.0 / 9.500	3.1 / 8.533	
				Combined Total: 141.297						
7	201	Joshua RIDLEY QLD	Prelims	Final: 12.666	10.933	12.666	11.400	11.466	11.333	70.464
				D/E: 3.6 / 9.066	2.9 / 8.033	3.6 / 9.066	2.5 / 8.900	2.8 / 8.666	2.8 / 8.533	
			Finals	Final: 12.766	10.766	12.533	11.333	11.566	11.366	70.330
				D/E: 4.1 / 8.666	2.9 / 7.866	3.5 / 9.033	2.5 / 8.833	2.9 / 8.666	2.8 / 8.566	
				Combined Total: 140.794						

[Handwritten signature]
26.5.17







2017 MAG AGC CII

Level 7 Open AA

May 22-28, 2017

Page: 2
Printed: 5/26/2017 4:17 PM

Men / 70
Session: 14M

Rank	Num	Name/Gym								AA
8	141	Ethan CARLILE NSW	Prelims	Final: 12.566	11.366	10.866	11.433	11.133	11.900	69.264
				D/E: 4.2 / 8.366	2.9 / 8.466	2.7 / 8.166	2.5 / 8.933	2.4 / 8.733	3.0 / 8.900	ND:
			Finals	Final: 12.400	11.500	11.666	11.266	11.600	11.833	70.265
				D/E: 4.2 / 8.200	2.9 / 8.600	2.8 / 8.866	2.5 / 8.766	2.5 / 9.100	3.0 / 8.833	ND:
Combined Total: 139.529										
9	204	JandrÚ VAN NIEKERK QLD	Prelims	Final: 13.566	10.733	10.633	11.433	11.633	9.966	67.964
				D/E: 4.4 / 9.166	3.0 / 7.733	2.8 / 7.833	2.5 / 8.933	3.1 / 8.533	2.2 / 7.766	ND:
			Finals	Final: 13.566	10.933	11.533	11.366	11.833	11.533	70.764
				D/E: 4.4 / 9.166	3.0 / 7.933	2.7 / 8.833	2.5 / 8.866	3.4 / 8.433	2.2 / 9.333	ND:
Combined Total: 138.728										
10	200	Mackinley KEEN QLD	Prelims	Final: 13.066	10.966	11.500	10.633	11.400	11.433	68.998
				D/E: 4.0 / 9.066	3.7 / 7.266	2.9 / 8.600	2.4 / 8.233	2.4 / 9.000	1.9 / 9.533	ND:
			Finals	Final: 12.800	9.800	12.466	10.833	12.000	11.300	69.199
				D/E: 4.0 / 8.800	2.7 / 7.100	3.5 / 8.966	2.7 / 8.133	2.9 / 9.100	2.0 / 9.300	ND:
Combined Total: 138.197										
11	146	Justin TAKAYASU NSW	Prelims	Final: 13.000	10.733	10.966	11.366	11.833	10.800	68.698
				D/E: 4.1 / 8.900	3.4 / 7.333	2.5 / 8.466	2.0 / 9.366	3.0 / 8.833	2.0 / 8.800	ND:
			Finals	Final: 13.333	11.800	11.233	10.133	11.733	10.800	69.032
				D/E: 4.2 / 9.133	3.4 / 8.400	2.6 / 8.633	2.0 / 8.233	2.9 / 8.833	1.9 / 8.900	ND: -0.1
Combined Total: 137.730										
12	297	Marcus PISCOPO VIC	Prelims	Final: 12.266	9.366	12.766	11.233	12.400	10.100	68.131
				D/E: 4.0 / 8.266	2.1 / 7.266	4.0 / 8.766	1.6 / 9.633	3.1 / 9.300	1.5 / 8.600	ND:
			Finals	Final: 12.533	10.133	12.866	10.633	12.666	10.433	69.264
				D/E: 4.0 / 8.533	2.2 / 7.933	3.9 / 8.966	1.6 / 9.033	3.2 / 9.466	1.5 / 8.933	ND:
Combined Total: 137.395										
13	199	Luke GRAHAM QLD	Prelims	Final: 12.066	10.400	11.500	11.600	11.900	10.600	68.066
				D/E: 3.6 / 8.466	2.9 / 7.500	2.2 / 9.300	3.5 / 8.100	3.2 / 8.700	2.4 / 8.200	ND:
			Finals	Final: 12.066	10.466	11.566	11.700	12.033	11.100	68.931
				D/E: 3.1 / 8.966	2.8 / 7.666	2.3 / 9.266	3.5 / 8.500	3.2 / 8.833	2.4 / 8.700	ND: -0.3
Combined Total: 136.997										
14	350	Jakeb HYNES WA	Prelims	Final: 12.633	11.333	10.166	11.066	12.133	11.433	68.764
				D/E: 4.0 / 8.633	3.4 / 7.933	2.7 / 7.466	1.7 / 9.366	3.1 / 9.033	2.3 / 9.133	ND:
			Finals	Final: 12.333	11.100	10.800	10.433	12.200	11.033	67.899
				D/E: 4.0 / 8.333	3.5 / 7.600	2.8 / 8.000	1.6 / 8.833	3.1 / 9.100	2.3 / 8.733	ND:
Combined Total: 136.663										







2017 MAG AGC CII

Level 7 Open AA

May 22-28, 2017

Page: 3
Printed: 5/26/2017 4:17 PM

Men / 70
Session: 14M

Rank	Num	Name/Gym								AA
15	347	Todd BRINKWORTH WA	Prelims	Final: 12.566	12.533	10.200	11.033	10.600	11.533	68.465
				D/E: 3.7 / 8.866	3.9 / 8.633	2.7 / 7.500	2.5 / 8.533	2.6 / 8.000	2.1 / 9.433	
			ND:							
			Finals	Final: 12.466	12.600	10.433	10.833	10.700	10.600	67.632
				D/E: 3.6 / 8.866	4.0 / 8.600	3.3 / 7.133	2.5 / 8.633	2.8 / 7.900	2.0 / 8.600	
			ND:				-0.3			
Combined Total: 136.097										
16	262	Timothy KITE SA	Prelims	Final: 10.966	11.233	11.266	11.100	11.100	11.333	66.998
				D/E: 3.4 / 7.566	2.4 / 8.833	2.1 / 9.166	2.5 / 8.600	2.4 / 8.700	1.8 / 9.533	
			ND:							
			Finals	Final: 12.366	10.933	11.133	12.033	11.366	10.900	68.731
				D/E: 3.8 / 8.566	2.4 / 8.533	2.1 / 9.033	3.5 / 8.633	2.5 / 8.866	1.8 / 9.100	
			ND:				-0.1			
Combined Total: 135.729										
17	279	Kalen ROBEY TAS	Prelims	Final: 13.000	10.233	11.200	11.066	10.966	11.366	67.831
				D/E: 4.2 / 8.800	2.5 / 7.733	2.2 / 9.000	1.6 / 9.466	2.4 / 8.566	1.9 / 9.466	
			ND:							
			Finals	Final: 12.333	10.233	11.300	10.766	11.466	11.400	67.498
				D/E: 4.2 / 8.133	2.5 / 7.733	2.3 / 9.000	1.6 / 9.166	2.5 / 8.966	1.9 / 9.500	
			ND:							
Combined Total: 135.329										
18	294	Jack GOULDING VIC	Prelims	Final: 13.033	8.266	9.700	12.566	12.433	11.100	67.098
				D/E: 4.2 / 8.833	1.9 / 6.366	2.7 / 7.000	3.5 / 9.066	2.9 / 9.533	1.9 / 9.200	
			ND:							
			Finals	Final: 12.200	9.533	10.533	11.933	12.100	11.200	67.499
				D/E: 4.2 / 8.000	2.4 / 7.133	2.8 / 7.733	3.5 / 8.733	2.8 / 9.300	1.9 / 9.300	
			ND:				-0.3			
Combined Total: 134.597										
19	351	Aarav RONGHE WA	Prelims	Final: 11.766	11.366	11.366	10.366	11.233	10.333	66.430
				D/E: 3.5 / 8.466	3.0 / 8.366	1.9 / 9.466	1.6 / 8.766	2.9 / 8.333	2.2 / 8.133	
			ND:	-0.2						
			Finals	Final: 13.033	11.400	11.233	10.566	11.533	10.066	67.831
				D/E: 4.1 / 9.033	3.0 / 8.400	1.9 / 9.333	1.6 / 8.966	2.9 / 8.633	2.2 / 7.866	
			ND:	-0.1						
Combined Total: 134.261										
20	143	Daniel KAY NSW	Prelims	Final: 11.933	10.133	11.633	11.100	10.766	11.133	66.698
				D/E: 3.5 / 8.533	3.5 / 6.633	2.2 / 9.433	3.2 / 7.900	2.4 / 8.366	1.9 / 9.233	
			ND:	-0.1						
			Finals	Final: 12.366	9.066	10.966	11.500	11.566	11.066	66.530
				D/E: 3.5 / 8.866	2.9 / 6.166	2.1 / 8.866	2.7 / 8.800	2.8 / 8.766	1.9 / 9.166	
			ND:							
Combined Total: 133.228										
21	203	Kingsley SMITH QLD	Prelims	Final: 12.300	10.266	10.333	10.800	11.600	10.700	65.999
				D/E: 3.0 / 9.300	2.5 / 7.766	2.4 / 7.933	2.7 / 8.400	3.0 / 8.600	1.8 / 8.900	
			ND:				-0.3			
			Finals	Final: 11.900	11.666	9.800	11.233	11.866	10.700	67.165
				D/E: 3.0 / 8.900	3.0 / 8.666	1.8 / 8.000	2.7 / 8.633	3.0 / 8.866	1.9 / 8.800	
			ND:			0.0	-0.1			
Combined Total: 133.164										







2017 MAG AGC CII

Level 7 Open AA

May 22-28, 2017

Page: 4
Printed: 5/26/2017 4:18 PM

Men / 70
Session: 14M

Rank	Num	Name/Gym								AA
22	296	Benjamin MCINTOSH VIC	Prelims	Final: 11.466	10.800	11.366	11.000	11.733	10.100	66.465
				D/E: 2.7 / 8.766	2.4 / 8.400	1.9 / 9.466	1.6 / 9.400	2.5 / 9.233	2.3 / 7.800	
			Finals	Final: 11.933	10.300	11.066	10.666	11.966	10.700	66.631
				D/E: 2.8 / 9.133	2.4 / 7.900	1.9 / 9.166	1.6 / 9.166	2.5 / 9.466	2.3 / 8.400	
				ND:			-0.1			
				Combined Total: 133.096						
23	147	Lachlan WALKER NSW	Prelims	Final: 12.566	10.300	10.633	10.300	11.933	10.233	65.965
				D/E: 4.0 / 8.566	2.5 / 7.800	3.5 / 7.133	1.6 / 8.700	3.2 / 8.733	2.2 / 8.033	
			Finals	Final: 12.333	9.500	12.800	10.566	12.133	9.033	66.365
				D/E: 4.0 / 8.333	2.5 / 7.000	4.0 / 8.800	1.6 / 8.966	3.2 / 8.933	2.2 / 6.833	
				ND:						
				Combined Total: 132.330						
24	263	Tyson SAMMELLS SA	Prelims	Final: 12.700	11.433	11.400	10.933	10.366	8.766	65.598
				D/E: 3.1 / 9.600	2.6 / 8.833	1.9 / 9.500	1.6 / 9.333	2.4 / 7.966	1.7 / 8.566	
			Finals	Final: 12.633	11.233	11.100	10.633	10.666	10.300	66.565
				D/E: 3.1 / 9.533	2.6 / 8.633	1.9 / 9.200	1.6 / 9.033	2.4 / 8.266	1.8 / 8.500	
				ND:				-1.5		
				Combined Total: 132.163						
25	349	Josiah HUNTER WA	Prelims	Final: 12.033	11.066	11.766	10.966	10.766	10.233	66.830
				D/E: 3.6 / 8.433	2.6 / 8.466	3.2 / 8.566	1.6 / 9.366	2.9 / 7.866	1.6 / 8.633	
			Finals	Final: 10.933	10.666	11.433	10.900	12.000	9.366	65.298
				D/E: 3.1 / 7.833	2.6 / 8.066	3.2 / 8.233	1.6 / 9.300	2.9 / 9.100	1.6 / 7.766	
				ND:						
				Combined Total: 132.128						
26	198	Lewie CHILCOTT QLD	Prelims	Final: 11.700	10.433	12.466	10.900	11.300	11.100	67.899
				D/E: 3.2 / 8.500	2.8 / 7.633	3.7 / 8.766	1.6 / 9.300	2.9 / 8.400	1.8 / 9.300	
			Finals	Final: 11.900	8.400	12.500	9.800	11.766	9.833	64.199
				D/E: 3.5 / 8.400	2.4 / 6.000	3.7 / 8.800	1.6 / 8.200	3.0 / 8.766	1.8 / 8.033	
				ND:						
				Combined Total: 132.098						
27	348	Joel HUMICH WA	Prelims	Final: 12.033	10.333	11.166	10.533	11.533	9.733	65.331
				D/E: 3.8 / 8.233	2.6 / 7.733	3.2 / 7.966	1.6 / 9.033	2.8 / 8.733	1.8 / 7.933	
			Finals	Final: 11.866	10.666	11.033	11.200	11.533	10.000	66.298
				D/E: 3.8 / 8.066	2.6 / 8.066	3.7 / 7.333	2.7 / 8.500	2.8 / 8.733	1.9 / 8.100	
				ND:			-0.1			
				Combined Total: 131.629						
28	352	Jayden SARICH WA	Prelims	Final: 12.566	9.766	10.733	12.500	10.666	9.400	65.631
				D/E: 4.2 / 8.366	2.6 / 7.166	2.1 / 8.633	3.5 / 9.000	2.8 / 7.866	1.9 / 7.500	
			Finals	Final: 12.900	9.500	10.833	12.466	9.600	10.600	65.899
				D/E: 4.2 / 8.700	2.6 / 6.900	2.0 / 8.833	3.5 / 9.066	2.7 / 6.900	2.0 / 8.600	
				ND:			-0.1			
				Combined Total: 131.530						







2017 MAG AGC CII

Level 7 Open AA

May 22-28, 2017

Page: 5
Printed: 5/26/2017 4:18 PM

Men / 70
Session: 14M

Rank	Num	Name/Gym								AA
29	292	Baciele ALYOUSEF VIC	Prelims	Final: 11.766	11.766	11.766	11.333	9.500	10.466	66.597
				D/E: 4.5 / 7.266	3.8 / 7.966	2.6 / 9.166	2.8 / 8.533	2.6 / 6.900	2.1 / 8.366	
			Finals	Final: 12.900	11.000	11.366	11.533	8.666	9.333	64.798
				D/E: 4.2 / 8.700	3.8 / 7.200	2.8 / 8.566	2.7 / 8.833	2.6 / 6.066	2.1 / 7.233	
Combined Total: 131.395										
30	278	HARRY DRIESSEN TAS	Prelims	Final: 12.233	8.100	10.933	10.033	11.600	11.366	64.265
				D/E: 2.8 / 9.433	2.5 / 5.600	1.9 / 9.033	1.6 / 8.433	2.5 / 9.100	2.1 / 9.266	
			Finals	Final: 11.966	10.633	11.066	10.800	11.133	11.100	66.698
				D/E: 2.8 / 9.166	3.0 / 7.633	2.0 / 9.066	1.7 / 9.100	2.4 / 8.733	2.1 / 9.000	
Combined Total: 130.963										
31	145	Zachary STEWART NSW	Prelims	Final: 12.900	9.300	10.100	10.833	10.466	10.266	63.865
				D/E: 4.1 / 8.800	3.1 / 6.200	2.7 / 7.400	2.5 / 8.633	3.0 / 7.466	2.2 / 8.066	
				ND: -0.3						
			Finals	Final: 13.066	11.033	10.900	9.633	11.866	10.133	66.631
				D/E: 4.1 / 8.966	3.3 / 7.733	2.7 / 8.200	2.2 / 7.733	3.5 / 8.366	2.2 / 7.933	
				ND: -0.3						
Combined Total: 130.496										
32	291	Josh ADAMS VIC	Prelims	Final: 11.600	10.933	10.333	10.766	11.333	10.200	65.165
				D/E: 3.5 / 8.100	3.3 / 7.633	2.3 / 8.033	1.6 / 9.166	2.7 / 8.633	2.0 / 8.200	
			Finals	Final: 11.433	11.066	10.933	10.666	11.133	9.800	65.031
				D/E: 3.5 / 7.933	3.3 / 7.766	2.3 / 8.633	1.6 / 9.066	2.7 / 8.433	1.9 / 7.900	
				ND:						
Combined Total: 130.196										
33	353	Jacob SHEPPARD WA	Prelims	Final: 13.033	9.166	10.666	11.666	10.500	10.500	65.531
				D/E: 4.3 / 8.733	2.6 / 6.566	2.8 / 7.866	2.5 / 9.166	2.8 / 7.700	2.3 / 8.200	
			Finals	Final: 13.133	7.966	10.666	11.733	10.433	10.700	64.631
				D/E: 4.3 / 8.833	1.9 / 6.066	2.8 / 7.866	2.5 / 9.233	2.8 / 7.633	2.3 / 8.400	
				ND:						
Combined Total: 130.162										
34	104	Cameron MARCH ACT	Prelims	Final: 12.400	9.533	10.333	10.733	10.566	11.666	65.231
				D/E: 3.6 / 8.800	2.8 / 6.733	2.1 / 8.233	1.6 / 9.133	3.3 / 7.266	2.6 / 9.066	
			Finals	Final: 12.133	9.200	10.433	10.966	10.433	11.600	64.765
				D/E: 3.6 / 8.533	2.8 / 6.400	2.0 / 8.433	1.6 / 9.366	2.5 / 7.933	2.7 / 8.900	
				ND:						
Combined Total: 129.996										
35	280	Alexander THOMPSON TAS	Prelims	Final: 13.000	9.933	9.433	10.800	9.700	11.500	64.366
				D/E: 4.3 / 8.800	2.8 / 7.133	2.1 / 7.333	1.6 / 9.200	2.6 / 7.100	1.9 / 9.600	
				ND: -0.1						
			Finals	Final: 13.000	8.766	10.600	10.600	11.300	11.200	65.466
				D/E: 4.3 / 8.700	2.4 / 6.366	2.2 / 8.400	1.6 / 9.000	2.8 / 8.500	1.8 / 9.400	
				ND:						
Combined Total: 129.832										







2017 MAG AGC CII

Level 7 Open AA

May 22-28, 2017

Page: 6
Printed: 5/26/2017 4:18 PM

Men / 70
Session: 14M







Rank	Num	Name/Gym								AA
36	264	Joshua SHARKEY SA	Prelims	Final: 12.966	8.933	10.433	11.300	10.500	10.100	64.232
				D/E: 4.0 / 8.966	2.4 / 6.533	2.1 / 8.333	1.7 / 9.600	2.5 / 8.000	1.8 / 8.300	
			Finals	Final: 12.433	8.900	10.700	11.200	10.200	9.466	62.899
				D/E: 4.1 / 8.433	2.3 / 6.600	1.9 / 8.800	1.7 / 9.500	2.4 / 7.800	1.9 / 7.566	
				ND: -0.1						
Combined Total: 127.131										
37	107	Milo WHITTINGHAM ACT	Prelims	Final: 12.033	8.733	11.100	10.933	9.700	8.900	61.399
				D/E: 3.2 / 8.833	1.9 / 6.833	2.1 / 9.000	1.6 / 9.333	2.1 / 7.600	2.1 / 6.800	
			Finals	Final: 12.333	10.066	11.233	10.900	10.100	9.633	64.265
				D/E: 4.1 / 8.233	2.6 / 7.466	2.1 / 9.133	1.6 / 9.300	2.0 / 8.100	1.9 / 7.733	
				ND:						
Combined Total: 125.664										
38	190	Tyson WEST NT	Prelims	Final: 9.766	10.800	10.900	10.633	10.400	9.400	61.899
				D/E: 2.4 / 7.366	2.5 / 8.300	2.0 / 8.900	1.6 / 9.033	2.9 / 7.500	1.8 / 7.600	
			Finals	Final: 11.700	8.633	10.666	10.166	10.900	10.233	62.298
				D/E: 3.2 / 8.500	1.9 / 6.733	2.0 / 8.666	1.6 / 8.566	2.8 / 8.100	1.8 / 8.433	
				ND:						
Combined Total: 124.197										
39	103	Robert DAMES ACT	Prelims	Final: 12.300	10.433	10.833	10.833	7.866	10.366	62.631
				D/E: 3.7 / 8.600	2.4 / 8.033	2.4 / 8.433	1.6 / 9.233	2.5 / 5.366	1.8 / 8.566	
			Finals	Final: 10.866	8.766	10.533	10.666	8.666	10.133	59.630
				D/E: 3.2 / 7.666	1.9 / 6.866	2.4 / 8.133	1.6 / 9.066	2.6 / 6.066	1.8 / 8.333	
				ND:						
Combined Total: 122.261										
40	105	Jamieson NORRIS ACT	Prelims	Final: 9.866	8.700	10.800	10.700	10.066	9.733	59.865
				D/E: 2.4 / 8.966	2.4 / 6.300	2.1 / 8.700	1.6 / 9.100	2.6 / 7.466	2.1 / 7.633	
				ND: -1.5						
			Finals	Final: 11.700	10.500	10.333	10.566	8.900	10.066	62.065
				D/E: 3.0 / 8.700	3.2 / 7.300	2.1 / 8.233	1.6 / 8.966	2.4 / 6.500	2.0 / 8.066	
				ND:						
Combined Total: 121.930										
41	261	Josh DOYLE SA	Prelims	Final: 10.733	6.766	10.566	10.600	11.066	9.733	59.464
				D/E: 2.4 / 8.333	2.3 / 4.466	1.8 / 8.766	1.6 / 9.000	2.4 / 8.666	1.8 / 7.933	
				ND:						
			Finals	Final: 10.600	8.400	11.300	10.733	10.933	9.566	61.532
				D/E: 2.5 / 8.100	2.2 / 6.200	1.9 / 9.400	1.6 / 9.133	2.4 / 8.533	1.8 / 7.766	
				ND:						
Combined Total: 120.996										
42	102	Jake AGRESTA-SYLVESTE ACT	Prelims	Final: 10.633	7.833	10.766	10.433	11.233	9.066	59.964
				D/E: 2.0 / 8.633	2.5 / 5.333	2.0 / 8.766	1.6 / 8.933	2.4 / 8.833	1.8 / 7.266	
				ND: -0.1						
			Finals	Final: 10.400	8.366	10.400	10.900	11.033	9.566	60.665
				D/E: 2.0 / 8.400	2.5 / 5.866	1.9 / 8.500	1.6 / 9.300	2.4 / 8.633	1.8 / 7.766	
				ND:						
Combined Total: 120.629										

2017 MAG AGC CII

Level 7 Open AA

May 22-28, 2017

Men / 70
Session: 14M

Rank	Num	Name/Gym								AA
43	106	Myles SMITH ACT	Prelims	Final: 11.133	5.433	10.500	10.066	9.500	—	46.632
				D/E: 2.3 / 8.833	1.8 / 5.133	1.8 / 8.700	1.6 / 8.466	2.3 / 7.200		
				ND: -1.5						
			Finals	Final: 11.500	8.900	10.066	9.666	9.833	8.000	57.965
				D/E: 2.3 / 9.200	2.4 / 6.500	1.8 / 8.266	1.6 / 8.066	2.4 / 7.433	1.8 / 6.200	
				ND:						
Combined Total: 104.597										