







2017 MAG AGC CI

Level 7 Open Day 1 Standing

May 22-28, 2017







Page: 1
 Printed: 5/24/2017 12:00 PM
Men / All Levels
Session: 07M
 Judge's Signatures

Rank	Num	Name	Gym							AA
1	265	Ben VENUS	SA	12.566	11.800	12.800	12.466	13.066	11.533	74.231
2	144	Geordie MCCOLL	NSW	13.000	11.133	11.966	12.600	12.333	11.866	72.898
3	202	Kristian RUSSELL	QLD	13.433	11.233	11.833	12.066	12.400	11.000	71.965
4	142	Joshua DE-ROO	NSW	12.966	10.766	11.133	12.366	12.400	11.633	71.264
5	293	Bo DANELUTTI	VIC	12.933	10.900	12.100	10.800	12.566	11.733	71.032
6	201	Joshua RIDLEY	QLD	12.666	10.933	12.666	11.400	11.466	11.333	70.464
7	295	SAM LINDEMAN	VIC	12.366	11.700	10.733	11.733	12.033	11.700	70.265
8	141	Ethan CARLILE	NSW	12.566	11.366	10.866	11.433	11.133	11.900	69.264
9	200	Mackinley KEEN	QLD	13.066	10.966	11.500	10.633	11.400	11.433	68.998
10	350	Jakeb HYNES	WA	12.633	11.333	10.166	11.066	12.133	11.433	68.764
11	146	Justin TAKAYASU	NSW	13.000	10.733	10.966	11.366	11.833	10.800	68.698
12	347	Todd BRINKWORTH	WA	12.566	12.533	10.200	11.033	10.600	11.533	68.465
13	297	Marcus PISCOPO	VIC	12.266	9.366	12.766	11.233	12.400	10.100	68.131
14	199	Luke GRAHAM	QLD	12.066	10.400	11.500	11.600	11.900	10.600	68.066
15	204	JandrÚ VAN NIEKERK	QLD	13.566	10.733	10.633	11.433	11.633	9.966	67.964
16	198	Lewie CHILCOTT	QLD	11.700	10.433	12.466	10.900	11.300	11.100	67.899
17	279	Kalen ROBEY	TAS	13.000	10.233	11.200	11.066	10.966	11.366	67.831
18	294	Jack GOULDING	VIC	13.033	8.266	9.700	12.566	12.433	11.100	67.098
19	262	Timothy KITE	SA	10.966	11.233	11.266	11.100	11.100	11.333	66.998
20	349	Josiah HUNTER	WA	12.033	11.066	11.766	10.966	10.766	10.233	66.830
21	143	Daniel KAY	NSW	11.933	10.133	11.633	11.100	10.766	11.133	66.698
22	292	Baciele ALYOUSEF	VIC	11.766	11.766	11.766	11.333	9.500	10.466	66.597
23	296	Benjamin MCINTOSH	VIC	11.466	10.800	11.366	11.000	11.733	10.100	66.465
24	351	Aarav RONGHE	WA	11.766	11.366	11.366	10.366	11.233	10.333	66.430
25	203	Kingsley SMITH	QLD	12.300	10.266	10.333	10.800	11.600	10.700	65.999

2017 MAG AGC CI

Level 7 Open Day 1 Standing

May 22-28, 2017

Rank	Num	Name	Gym							AA
26	147	Lachlan WALKER	NSW	12.566	10.300	10.633	10.300	11.933	10.233	65.965
27	352	Jayden SARICH	WA	12.566	9.766	10.733	12.500	10.666	9.400	65.631
28	263	Tyson SAMMELLS	SA	12.700	11.433	11.400	10.933	10.366	8.766	65.598
29	353	Jacob SHEPPARD	WA	13.033	9.166	10.666	11.666	10.500	10.500	65.531
30	348	Joel HUMICH	WA	12.033	10.333	11.166	10.533	11.533	9.733	65.331
31	104	Cameron MARCH	ACT	12.400	9.533	10.333	10.733	10.566	11.666	65.231
32	291	Josh ADAMS	VIC	11.600	10.933	10.333	10.766	11.333	10.200	65.165
33	280	Alexander THOMPSON	TAS	13.000	9.933	9.433	10.800	9.700	11.500	64.366
34	278	HARRY DRIESSEN	TAS	12.233	8.100	10.933	10.033	11.600	11.366	64.265
35	264	Joshua SHARKEY	SA	12.966	8.933	10.433	11.300	10.500	10.100	64.232
36	145	Zachary STEWART	NSW	12.900	9.300	10.100	10.833	10.466	10.266	63.865
37	103	Robert DAMES	ACT	12.300	10.433	10.833	10.833	7.866	10.366	62.631
38	190	Tyson WEST	NT	9.766	10.800	10.900	10.633	10.400	9.400	61.899
39	107	Milo WHITTINGHAM	ACT	12.033	8.733	11.100	10.933	9.700	8.900	61.399
40	102	Jake AGRESTA-SYLVESTER	ACT	10.633	7.833	10.766	10.433	11.233	9.066	59.964
41	105	Jamieson NORRIS	ACT	9.866	8.700	10.800	10.700	10.066	9.733	59.865
42	261	Josh DOYLE	SA	10.733	6.766	10.566	10.600	11.066	9.733	59.464
43	106	Myles SMITH	ACT	11.133	5.433	10.500	10.066	9.500	___	46.632
44*	206	Jordan FORSYTH	QLD	___	___	___	___	___	___	0.000
44*	354	Toma OKABAYASHI	WA	___	___	___	___	___	___	0.000
44*	205	Lyam CHANDLER	QLD	___	___	___	___	___	___	0.000
44*	148	Minato THOMAS	NSW	___	___	___	___	___	___	0.000
44*	149	Jordan WYSMAN	NSW	___	___	___	___	___	___	0.000