

2017 MAG AGC Under 12 & 14 CII

Page: 1
Printed: 5/28/2017 10:33 AM




Level 7 Under All Around

May 22-28, 2017

Men / 7U

Session: All

Judge's Signatures







Rank	Num	Name/Gym								AA
1	213	Zachary SIMPSON-WYLDE QLD	Prelims Finals	10.733 10.550	9.833 10.500	10.466 10.500	9.533 9.133	10.633 10.733	10.166 10.600	61.364 62.016
				Combined Total: 123.380						
2	153	Tom BRUNKER NSW	Prelims Finals	10.600 10.350	9.333 9.850	9.466 8.750	9.433 9.333	10.200 10.366	10.066 10.300	59.098 58.949
				Combined Total: 118.047						
3	207	Matthew DAVIES QLD	Prelims Finals	10.300 10.600	8.400 9.050	9.866 9.550	9.666 9.700	9.466 9.566	9.833 8.850	57.531 57.316
				Combined Total: 114.847						
4	158	Julian TAVARES NSW	Prelims Finals	9.900 9.950	9.400 9.700	9.933 9.400	9.133 9.533	9.666 9.400	8.866 9.150	56.898 57.133
				Combined Total: 114.031						
5	154	Lucas ENGESEER NSW	Prelims Finals	9.866 10.150	8.300 10.100	8.966 9.100	9.400 9.466	9.366 9.266	8.966 9.700	54.864 57.782
				Combined Total: 112.646						
6	111	Csongor KESZEI ACT	Prelims Finals	10.066 9.000	9.933 9.850	8.333 8.950	9.033 9.366	9.300 9.666	9.966 9.000	56.631 55.832
				Combined Total: 112.463						
7	356	Taj GARMONY WA	Prelims Finals	9.766 9.000	9.666 9.750	8.500 8.550	9.566 9.233	9.233 8.166	10.333 10.100	57.064 54.799
				Combined Total: 111.863						
8	159	Alex TOTH NSW	Prelims Finals	9.933 10.100	9.266 9.800	8.966 8.750	9.300 9.333	8.966 9.033	9.033 9.350	55.464 56.366
				Combined Total: 111.830						
9	157	Max LANGDON NSW	Prelims Finals	9.700 9.650	9.700 10.300	9.100 8.500	8.333 7.933	9.733 10.233	8.933 8.750	55.499 55.366
				Combined Total: 110.865						
10	208	Rory GAME QLD	Prelims Finals	9.833 9.700	8.566 7.350	9.933 10.250	9.266 9.533	9.300 9.900	7.383 8.550	54.281 55.283
				Combined Total: 109.564						
11	303	William WATERS VIC	Prelims Finals	8.833 9.000	7.100 9.250	9.766 10.000	9.433 7.933	9.366 8.500	9.466 9.850	53.964 54.533
				Combined Total: 108.497						
12	359	Ayrton SYNNERDAHL WA	Prelims Finals	10.333 9.650	8.100 8.300	8.400 8.400	9.200 8.866	9.600 9.533	9.133 8.950	54.766 53.699
				Combined Total: 108.465						
13	355	Rio BOWLING WA	Prelims Finals	9.133 9.550	8.833 8.950	9.000 9.400	9.333 8.200	9.000 9.500	8.066 9.450	53.365 55.050
				Combined Total: 108.415						
14	215	Jackson WRIGHT QLD	Prelims Finals	9.833 9.800	9.700 10.200	9.400 8.900	9.200 9.233	8.800 9.700	5.800 7.700	52.733 55.533
				Combined Total: 108.266						

2017 MAG AGC Under 12 & 14 CII

Level 7 Under All Around

May 22-28, 2017

Men / 7U
Session: All







Rank	Num	Name/Gym								AA
15	302	Samuel VAGG VIC	Prelims Finals	7.833 8.650	9.733 10.050	9.400 9.100	8.933 8.933	8.500 9.100	8.566 8.550	52.965 54.383
				Combined Total: 107.348						
16	113	Toby WINDSOR ACT	Prelims Finals	9.266 8.900	7.200 8.450	9.000 9.150	9.133 9.366	8.333 8.700	10.033 9.700	52.965 54.266
				Combined Total: 107.231						
17	357	Nathaniel INOUYE WA	Prelims Finals	8.800 8.300	8.333 7.750	9.766 9.650	9.366 9.200	9.000 8.966	8.900 8.850	54.165 52.716
				Combined Total: 106.881						
18	210	Alistair HOOLE QLD	Prelims Finals	10.200 10.400	8.900 8.600	9.300 9.400	9.066 8.900	8.766 7.500	7.966 7.700	54.198 52.500
				Combined Total: 106.698						
19	360	Luc VAN NIEL WA	Prelims Finals	9.466 9.350	8.333 9.200	7.733 8.850	8.933 8.966	8.866 8.900	8.933 8.950	52.264 54.216
				Combined Total: 106.480						
20	155	Matthew GODFREY NSW	Prelims Finals	10.200 9.050	4.200 9.000	8.900 8.850	9.400 9.433	7.400 9.633	9.700 10.100	49.800 56.066
				Combined Total: 105.866						
21	152	Zachery BROTHERTON NSW	Prelims Finals	10.100 9.650	8.366 7.900	8.666 8.350	9.233 8.466	7.533 7.800	9.533 9.450	53.431 51.616
				Combined Total: 105.047						
22	108	Elijah CLAY ACT	Prelims Finals	8.600 9.250	6.000 9.150	8.366 9.100	9.433 9.200	8.700 9.033	8.966 8.800	50.065 54.533
				Combined Total: 104.598						
23	211	Takumi MATSUO QLD	Prelims Finals	8.933 8.900	7.733 8.950	8.833 8.650	9.200 9.633	9.266 9.533	7.000 7.850	50.965 53.516
				Combined Total: 104.481						
24	156	Ashton JAMIESON NSW	Prelims Finals	8.566 9.600	9.533 8.550	8.800 8.950	8.933 9.300	8.866 8.933	4.450 8.250	49.148 53.583
				Combined Total: 102.731						
25	109	Sean EDWARDS ACT	Prelims Finals	8.566 8.100	9.533 10.000	8.466 7.950	8.500 8.200	8.066 8.333	8.700 7.500	51.831 50.083
				Combined Total: 101.914						
26	301	Xavier MAGNANINI VIC	Prelims Finals	9.866 10.150	5.466 8.300	7.933 8.000	9.333 9.633	8.366 8.966	8.183 7.600	49.147 52.649
				Combined Total: 101.796						
27	112	Sam MARTIN ACT	Prelims Finals	8.900 9.250	5.700 7.650	8.366 8.200	9.466 9.033	8.300 8.566	9.033 8.000	49.765 50.699
				Combined Total: 100.464						
28	212	Eli PULLEN QLD	Prelims Finals	8.500 9.000	5.966 8.000	9.133 8.400	9.233 9.366	8.366 9.033	7.783 7.500	48.981 51.299
				Combined Total: 100.280						

2017 MAG AGC Under 12 & 14 CII

Level 7 Under All Around

May 22-28, 2017

Men / 7U
Session: All

Rank	Num	Name/Gym								AA
29	358	Porter STEWART WA	Prelims	8.600	8.466	6.400	9.233	7.800	8.233	48.732
			Finals	8.800	9.500	7.400	9.100	7.466	8.250	50.516
				Combined Total: 99.248						
30	283	Ethan LORING TAS	Prelims	9.166	8.333	7.400	9.233	7.966	6.366	48.464
			Finals	9.200	7.750	7.250	9.333	8.733	7.400	49.666
				Combined Total: 98.130						
31	151	Eli BRADY NSW	Prelims	8.400	6.333	8.600	9.433	8.266	8.316	49.348
			Finals	9.150	3.150	8.150	9.600	8.933	8.750	47.733
				Combined Total: 97.081						
32	110	Viraan EPASINGHE ACT	Prelims	7.333	6.533	6.933	8.700	8.700	6.916	45.115
			Finals	7.450	8.350	7.950	8.966	9.166	8.700	50.582
				Combined Total: 95.697						
33	300	Asher DERRICK VIC	Prelims	7.400	4.800	7.866	9.333	8.700	6.950	45.049
			Finals	7.950	9.400	8.050	9.000	8.566	5.200	48.166
				Combined Total: 93.215						
34	282	Hudson KING TAS	Prelims	8.733	4.766	7.433	9.166	7.166	8.400	45.664
			Finals	9.300	6.800	7.150	9.166	7.400	7.450	47.266
				Combined Total: 92.930						
35	209	Lucian HOCKLEY QLD	Prelims	7.633	9.100	6.600	8.700	7.933	5.800	45.766
			Finals	8.950	7.800	6.100	9.200	7.666	7.400	47.116
				Combined Total: 92.882						
36	361	Alexander WILLIAMS WA	Prelims	8.100	4.266	7.233	9.666	7.400	8.200	44.865
			Finals	8.350	7.550	7.400	9.566	7.366	7.600	47.832
				Combined Total: 92.697						
37	281	Harry DAVIES TAS	Prelims	8.100	5.866	7.466	9.300	7.600	5.833	44.165
			Finals	8.500	8.200	7.250	9.133	8.700	6.050	47.833
				Combined Total: 91.998						
38	214	Jacob TAIT QLD	Prelims	6.933	6.566	8.133	9.000	8.333	5.516	44.481
			Finals	7.600	6.900	8.400	9.100	8.466	5.500	45.966
				Combined Total: 90.447						
39	299	Noah DAVIS VIC	Prelims	6.533	6.100	5.966	9.066	8.133	8.966	44.764
			Finals	6.450	6.400	6.300	8.933	7.833	8.900	44.816
				Combined Total: 89.580						
40	298	Heath CITRINE VIC	Prelims	7.766	6.166	8.533	8.766	7.800	___	39.031
			Finals	8.150	7.100	7.850	8.733	7.066	___	38.899
				Combined Total: 77.930						