

2017 MAG AGC Under 12 & 14 CII

L8 Under 14 AA







May 22-28, 2017

Page: 1
Printed: 5/27/2017 4:13 PM

Men / 8U

Session: 17M

Judge's Signatures

Rank	Num	Name/Gym								AA
1	230	Joshua SWANEPOEL QLD	Prelims	10.200	10.100	10.500	9.500	8.733	10.666	59.699
			Finals	9.566	7.700	10.200	10.133	10.200	9.633	57.432
				Combined Total: 117.131						
2	170	Ewen MCCONVILLE NSW	Prelims	11.000	9.666	9.433	9.666	8.600	10.800	59.165
			Finals	11.000	8.300	9.150	9.666	8.966	10.066	57.148
				Combined Total: 116.313						
3	171	Alan OSMAN NSW	Prelims	10.200	10.700	9.700	10.500	7.000	9.433	57.533
			Finals	10.766	10.000	9.050	10.166	9.033	9.033	58.048
				Combined Total: 115.581						
4	315	Julian PREIATO VIC	Prelims	9.800	7.366	9.100	10.166	9.500	10.000	55.932
			Finals	9.900	8.250	9.850	10.133	9.966	10.400	58.499
				Combined Total: 114.431						
5	314	Luke MOTT VIC	Prelims	10.233	8.933	9.066	9.166	7.833	10.633	55.864
			Finals	10.500	8.100	9.750	10.200	9.133	10.600	58.283
				Combined Total: 114.147						
6	123	Reilly FLANAGAN ACT	Prelims	10.366	10.066	8.933	9.500	8.233	9.833	56.931
			Finals	10.066	8.600	8.600	10.166	9.133	9.566	56.131
				Combined Total: 113.062						
7	267	Charlie KAY SA	Prelims	9.700	8.866	9.300	9.833	8.366	8.666	54.731
			Finals	9.566	9.500	9.800	10.233	8.366	9.366	56.831
				Combined Total: 111.562						
8	366	Matthew ROBERTS WA	Prelims	10.400	8.333	9.566	9.500	8.800	10.000	56.599
			Finals	10.033	9.000	8.900	9.600	9.966	7.400	54.899
				Combined Total: 111.498						
9	231	Harrison WILLIAMS QLD	Prelims	8.866	6.933	9.433	9.733	7.833	9.800	52.598
			Finals	9.266	8.800	9.550	9.266	9.966	9.633	56.481
				Combined Total: 109.079						
10	313	Conor MCGILLIVRAY VIC	Prelims	10.500	9.033	8.566	9.366	6.700	8.400	52.565
			Finals	10.533	8.750	9.350	9.133	8.300	9.333	55.399
				Combined Total: 107.964						
11	226	Calvin CURRIE QLD	Prelims	9.400	6.166	7.866	9.533	9.733	9.633	52.331
			Finals	8.233	10.100	8.450	8.866	9.800	9.066	54.515
				Combined Total: 106.846						
12	365	Oliver RADOTIC WA	Prelims	9.366	8.533	8.966	9.233	8.800	8.566	53.464
			Finals	8.900	8.250	8.950	10.033	8.300	8.466	52.899
				Combined Total: 106.363						
13	225	Brooklyn BROUGHAM QLD	Prelims	8.533	6.766	8.966	9.700	9.466	9.433	52.864
			Finals	8.833	8.250	8.950	9.500	8.033	8.900	52.466
				Combined Total: 105.330						
14	124	Jonathan FULOP ACT	Prelims	8.100	9.733	8.366	9.500	7.133	7.800	50.632
			Finals	8.900	9.400	8.250	9.933	8.200	8.133	52.816
				Combined Total: 103.448						







2017 MAG AGC Under 12 & 14 CII

Page: 2
Printed: 5/27/2017 4:13 PM

L8 Under 14 AA

Men / 8U
Session: 17M

May 22-28, 2017

Rank	Num	Name/Gym								AA
15	174	Hugo VEERMAN NSW	Prelims Finals	8.000 7.166	9.366 8.450	8.266 8.450	9.566 9.933	8.366 8.266	8.733 8.000	52.297 50.265
				Combined Total: 102.562						
16	229	Mathias KLAR QLD	Prelims Finals	9.933 9.166	7.300 7.900	8.400 8.350	9.100 9.900	7.133 8.166	8.266 8.266	50.132 51.748
				Combined Total: 101.880						
17T	173	Aiden PRINCENA-WHITE NSW	Prelims Finals	8.133 9.100	8.733 10.200	7.033 6.100	9.500 9.833	7.366 8.333	8.566 7.766	49.331 51.332
				Combined Total: 100.663						
17T	227	Cy DACEY QLD	Prelims Finals	8.633 8.233	7.833 9.100	8.666 8.200	9.400 9.200	6.833 6.866	8.433 9.266	49.798 50.865
				Combined Total: 100.663						
19	266	Lachie DAVIS SA	Prelims Finals	10.366 9.600	8.933 9.050	7.400 7.800	9.400 9.533	7.333 6.966	6.300 7.333	49.732 50.282
				Combined Total: 100.014						
20	119	Max ALLEN ACT	Prelims Finals	5.033 6.100	8.633 8.300	7.866 8.800	8.833 9.000	8.033 8.633	9.600 9.633	47.998 50.466
				Combined Total: 98.464						
21	121	Kai CHALMERS ACT	Prelims Finals	9.566 9.966	8.100 7.000	7.600 7.650	8.800 9.033	6.633 7.100	8.233 8.366	48.932 49.115
				Combined Total: 98.047						
22	120	Isaac BALDWIN ACT	Prelims Finals	7.166 8.766	7.500 7.600	7.766 8.950	9.200 8.866	6.666 7.500	8.166 8.733	46.464 50.415
				Combined Total: 96.879						
23	122	Samuel CLAY ACT	Prelims Finals	7.966 9.700	9.000 8.050	8.200 7.500	8.766 9.633	6.800 6.433	7.333 7.400	48.065 48.716
				Combined Total: 96.781						
24	168	Saxon GLENDINNING NSW	Prelims Finals	9.966 9.400	7.100 7.700	7.366 7.050	8.933 10.100	7.333 6.066	6.100 6.300	46.798 46.616
				Combined Total: 93.414						
25	228	Fletcher GRIFFITHS QLD	Prelims Finals	8.733 8.333	6.766 7.150	7.000 7.150	8.700 8.633	7.366 6.900	7.500 7.366	46.065 45.532
				Combined Total: 91.597						
26	169	Harry KEYS NSW	Prelims Finals	7.433 8.900	— —	8.800 8.550	9.166 10.300	8.933 9.033	9.700 10.200	44.032 46.983
				Combined Total: 91.015						
27	312	Sandy HARDIMAN VIC	Prelims Finals	8.066 8.433	5.633 7.250	8.766 8.200	9.066 9.700	7.400 7.666	5.466 5.066	44.397 46.315
				Combined Total: 90.712						
28	311	Jordan FITZSIMONS VIC	Prelims Finals	7.766 8.666	7.066 7.000	6.900 7.200	9.166 9.666	5.900 7.733	6.500 6.566	43.298 46.831
				Combined Total: 90.129						







2017 MAG AGC Under 12 & 14 CII

L8 Under 14 AA

May 22-28, 2017

Page: 3
Printed: 5/27/2017 4:13 PM

Men / 8U
Session: 17M

Rank	Num	Name/Gym								AA
29	172	Will PHILLIPS NSW	Prelims	7.700	6.800	8.100	9.333	7.000	6.466	45.399
			Finals	8.466	5.150	6.600	9.933	6.966	6.466	43.581
				Combined Total:						88.980
30	310	Adam BAINBRIDGE VIC	Prelims	7.666	5.300	6.133	8.733	6.133	8.133	42.098
			Finals	8.800	8.050	6.150	9.166	6.366	7.366	45.898
				Combined Total:						87.996
31	125	Isaac LEONARD ACT	Prelims	6.733	8.300	5.266	9.133	6.200	7.433	43.065
			Finals	6.633	7.850	5.150	9.166	7.066	7.266	43.131
				Combined Total:						86.196
32	316	Blake RYAN VIC	Prelims	___	5.733	7.600	8.633	5.833	7.366	35.165
			Finals	___	6.850	7.500	8.666	7.300	7.333	37.649
				Combined Total:						72.814

R 27/5/17
4:15pm