







# 2017 MAG AGC Under 12 & 14 CII

## L8 Under 14

May 22-28, 2017

#1 - 2017 MAG AGC Under 12 & 14 CII: 100%

#2 - 2017 MAG AGC Under 12 & 14 CI: 100%

Place	Gym	Team	Score						
<b>1</b>	<b>NSW</b>	<b>NSW</b>	<b>347.858</b>	<b>62.332</b>	<b>58.382</b>	<b>54.683</b>	<b>60.298</b>	<b>52.931</b>	<b>59.232</b>
				31.166	28.650	26.750	30.566	27.032	29.299
				31.166	29.732	27.933	29.732	25.899	29.933
<b>2</b>	<b>QLD</b>	<b>QLD</b>	<b>343.391</b>	<b>57.531</b>	<b>53.233</b>	<b>57.599</b>	<b>58.499</b>	<b>57.898</b>	<b>58.631</b>
				27.998	28.000	28.700	29.533	29.966	28.532
				29.533	25.233	28.899	28.966	27.932	30.099
<b>3</b>	<b>VIC</b>	<b>VIC</b>	<b>338.009</b>	<b>61.466</b>	<b>50.432</b>	<b>55.882</b>	<b>58.731</b>	<b>52.132</b>	<b>59.366</b>
				30.933	25.100	28.950	30.033	27.399	30.333
				30.533	25.332	26.932	28.698	24.733	29.033
<b>4</b>	<b>ACT</b>	<b>ACT</b>	<b>327.607</b>	<b>57.764</b>	<b>55.099</b>	<b>51.849</b>	<b>57.932</b>	<b>49.365</b>	<b>55.598</b>
				29.732	26.300	26.350	29.732	25.966	27.932
				28.032	28.799	25.499	28.200	23.399	27.666

*R* 27/5/17  
4:15pm

# 2017 MAG AGC Under 12 & 14 CII

## L8 Under 14 AA







May 22-28, 2017

Page: 1  
Printed: 5/27/2017 4:13 PM

Men / 8U

Session: 17M







Judge's Signatures

Rank	Num	Name/Gym								AA
1	230	Joshua SWANEPOEL QLD	Prelims Finals	10.200 9.566	10.100 7.700	10.500 10.200	9.500 10.133	8.733 10.200	10.666 9.633	59.699 57.432
				<b>Combined Total: 117.131</b>						
2	170	Ewen MCCONVILLE NSW	Prelims Finals	11.000 11.000	9.666 8.300	9.433 9.150	9.666 9.666	8.600 8.966	10.800 10.066	59.165 57.148
				<b>Combined Total: 116.313</b>						
3	171	Alan OSMAN NSW	Prelims Finals	10.200 10.766	10.700 10.000	9.700 9.050	10.500 10.166	7.000 9.033	9.433 9.033	57.533 58.048
				<b>Combined Total: 115.581</b>						
4	315	Julian PREIATO VIC	Prelims Finals	9.800 9.900	7.366 8.250	9.100 9.850	10.166 10.133	9.500 9.966	10.000 10.400	55.932 58.499
				<b>Combined Total: 114.431</b>						
5	314	Luke MOTT VIC	Prelims Finals	10.233 10.500	8.933 8.100	9.066 9.750	9.166 10.200	7.833 9.133	10.633 10.600	55.864 58.283
				<b>Combined Total: 114.147</b>						
6	123	Reilly FLANAGAN ACT	Prelims Finals	10.366 10.066	10.066 8.600	8.933 8.600	9.500 10.166	8.233 9.133	9.833 9.566	56.931 56.131
				<b>Combined Total: 113.062</b>						
7	267	Charlie KAY SA	Prelims Finals	9.700 9.566	8.866 9.500	9.300 9.800	9.833 10.233	8.366 8.366	8.666 9.366	54.731 56.831
				<b>Combined Total: 111.562</b>						
8	366	Matthew ROBERTS WA	Prelims Finals	10.400 10.033	8.333 9.000	9.566 8.900	9.500 9.600	8.800 9.966	10.000 7.400	56.599 54.899
				<b>Combined Total: 111.498</b>						
9	231	Harrison WILLIAMS QLD	Prelims Finals	8.866 9.266	6.933 8.800	9.433 9.550	9.733 9.266	7.833 9.966	9.800 9.633	52.598 56.481
				<b>Combined Total: 109.079</b>						
10	313	Conor MCGILLIVRAY VIC	Prelims Finals	10.500 10.533	9.033 8.750	8.566 9.350	9.366 9.133	6.700 8.300	8.400 9.333	52.565 55.399
				<b>Combined Total: 107.964</b>						
11	226	Calvin CURRIE QLD	Prelims Finals	9.400 8.233	6.166 10.100	7.866 8.450	9.533 8.866	9.733 9.800	9.633 9.066	52.331 54.515
				<b>Combined Total: 106.846</b>						
12	365	Oliver RADOTIC WA	Prelims Finals	9.366 8.900	8.533 8.250	8.966 8.950	9.233 10.033	8.800 8.300	8.566 8.466	53.464 52.899
				<b>Combined Total: 106.363</b>						
13	225	Brooklyn BROUGHAM QLD	Prelims Finals	8.533 8.833	6.766 8.250	8.966 8.950	9.700 9.500	9.466 8.033	9.433 8.900	52.864 52.466
				<b>Combined Total: 105.330</b>						
14	124	Jonathan FULOP ACT	Prelims Finals	8.100 8.900	9.733 9.400	8.366 8.250	9.500 9.933	7.133 8.200	7.800 8.133	50.632 52.816
				<b>Combined Total: 103.448</b>						

# 2017 MAG AGC Under 12 & 14 CII

## L8 Under 14 AA

May 22-28, 2017

Rank	Num	Name/Gym								AA
15	174	Hugo VEERMAN NSW	Prelims Finals	8.000 7.166	9.366 8.450	8.266 8.450	9.566 9.933	8.366 8.266	8.733 8.000	52.297 50.265
				<b>Combined Total: 102.562</b>						
16	229	Mathias KLAR QLD	Prelims Finals	9.933 9.166	7.300 7.900	8.400 8.350	9.100 9.900	7.133 8.166	8.266 8.266	50.132 51.748
				<b>Combined Total: 101.880</b>						
17T	173	Aiden PRINCENA-WHITE NSW	Prelims Finals	8.133 9.100	8.733 10.200	7.033 6.100	9.500 9.833	7.366 8.333	8.566 7.766	49.331 51.332
				<b>Combined Total: 100.663</b>						
17T	227	Cy DACEY QLD	Prelims Finals	8.633 8.233	7.833 9.100	8.666 8.200	9.400 9.200	6.833 6.866	8.433 9.266	49.798 50.865
				<b>Combined Total: 100.663</b>						
19	266	Lachie DAVIS SA	Prelims Finals	10.366 9.600	8.933 9.050	7.400 7.800	9.400 9.533	7.333 6.966	6.300 7.333	49.732 50.282
				<b>Combined Total: 100.014</b>						
20	119	Max ALLEN ACT	Prelims Finals	5.033 6.100	8.633 8.300	7.866 8.800	8.833 9.000	8.033 8.633	9.600 9.633	47.998 50.466
				<b>Combined Total: 98.464</b>						
21	121	Kai CHALMERS ACT	Prelims Finals	9.566 9.966	8.100 7.000	7.600 7.650	8.800 9.033	6.633 7.100	8.233 8.366	48.932 49.115
				<b>Combined Total: 98.047</b>						
22	120	Isaac BALDWIN ACT	Prelims Finals	7.166 8.766	7.500 7.600	7.766 8.950	9.200 8.866	6.666 7.500	8.166 8.733	46.464 50.415
				<b>Combined Total: 96.879</b>						
23	122	Samuel CLAY ACT	Prelims Finals	7.966 9.700	9.000 8.050	8.200 7.500	8.766 9.633	6.800 6.433	7.333 7.400	48.065 48.716
				<b>Combined Total: 96.781</b>						
24	168	Saxon GLENDINNING NSW	Prelims Finals	9.966 9.400	7.100 7.700	7.366 7.050	8.933 10.100	7.333 6.066	6.100 6.300	46.798 46.616
				<b>Combined Total: 93.414</b>						
25	228	Fletcher GRIFFITHS QLD	Prelims Finals	8.733 8.333	6.766 7.150	7.000 7.150	8.700 8.633	7.366 6.900	7.500 7.366	46.065 45.532
				<b>Combined Total: 91.597</b>						
26	169	Harry KEYS NSW	Prelims Finals	7.433 8.900	___ ___	8.800 8.550	9.166 10.300	8.933 9.033	9.700 10.200	44.032 46.983
				<b>Combined Total: 91.015</b>						
27	312	Sandy HARDIMAN VIC	Prelims Finals	8.066 8.433	5.633 7.250	8.766 8.200	9.066 9.700	7.400 7.666	5.466 5.066	44.397 46.315
				<b>Combined Total: 90.712</b>						
28	311	Jordan FITZSIMONS VIC	Prelims Finals	7.766 8.666	7.066 7.000	6.900 7.200	9.166 9.666	5.900 7.733	6.500 6.566	43.298 46.831
				<b>Combined Total: 90.129</b>						







# 2017 MAG AGC Under 12 & 14 CII

## L8 Under 14 AA

May 22-28, 2017

Page: 3  
Printed: 5/27/2017 4:13 PM

Men / 8U  
Session: 17M

Rank	Num	Name/Gym								AA
29	172	Will PHILLIPS NSW	Prelims	7.700	6.800	8.100	9.333	7.000	6.466	45.399
			Finals	8.466	5.150	6.600	9.933	6.966	6.466	43.581
				<b>Combined Total:</b>						<b>88.980</b>
30	310	Adam BAINBRIDGE VIC	Prelims	7.666	5.300	6.133	8.733	6.133	8.133	42.098
			Finals	8.800	8.050	6.150	9.166	6.366	7.366	45.898
				<b>Combined Total:</b>						<b>87.996</b>
31	125	Isaac LEONARD ACT	Prelims	6.733	8.300	5.266	9.133	6.200	7.433	43.065
			Finals	6.633	7.850	5.150	9.166	7.066	7.266	43.131
				<b>Combined Total:</b>						<b>86.196</b>
32	316	Blake RYAN VIC	Prelims	___	5.733	7.600	8.633	5.833	7.366	35.165
			Finals	___	6.850	7.500	8.666	7.300	7.333	37.649
				<b>Combined Total:</b>						<b>72.814</b>

R 27/5/17  
4:15pm