

# 2017 MAG AGC CII

## L9 Under 15 AA







May 22-28, 2017

Page: 1  
Printed: 5/25/2017 4:38 PM

Men / 9J

Session: All

Judge's Signatures







Rank	Num	Name/Gym								AA
1	272	Jesse MOORE SA	Prelims	Final: 12.900	12.500	10.800	12.400	12.733	8.200	69.533
				D/E: 4.0 / 8.900	4.3 / 8.200	3.3 / 7.500	3.2 / 9.200	3.7 / 9.033	3.0 / 5.200	
			Finals	Final: 13.000	10.366	12.033	12.633	12.900	11.833	72.765
				D/E: 4.0 / 9.000	3.3 / 7.066	3.3 / 8.733	3.2 / 9.433	3.7 / 9.200	3.0 / 8.833	
				ND:						
				<b>Combined Total: 142.298</b>						
2	271	Nicholas MATTHEWS SA	Prelims	Final: 12.733	11.300	11.600	12.233	11.600	11.233	70.699
				D/E: 4.0 / 8.733	3.4 / 7.900	2.9 / 9.000	3.2 / 9.133	3.2 / 8.400	3.1 / 8.133	
			Finals	Final: 12.700	11.100	10.700	12.233	12.666	11.466	70.865
				D/E: 3.9 / 8.800	3.4 / 7.700	2.2 / 8.800	3.2 / 9.033	3.3 / 9.366	3.1 / 8.366	
				ND:		-0.3	-0.1			
				<b>Combined Total: 141.564</b>						
3	331	Kipp SMITH VIC	Prelims	Final: 11.566	11.333	11.566	12.133	11.100	11.600	69.298
				D/E: 3.7 / 7.866	3.9 / 7.433	3.0 / 8.866	3.2 / 9.033	3.2 / 7.900	2.8 / 8.800	
			Finals	Final: 12.033	12.400	11.700	12.300	11.633	11.833	71.899
				D/E: 3.8 / 8.233	3.9 / 8.500	3.0 / 9.000	3.2 / 9.100	3.2 / 8.433	2.8 / 9.033	
				ND:		-0.3	-0.1			
				<b>Combined Total: 141.197</b>						
4	284	Oliver DALCO TAS	Prelims	Final: 12.500	11.333	10.600	11.233	11.800	11.433	68.899
				D/E: 3.5 / 9.000	2.4 / 8.933	2.7 / 8.200	2.2 / 9.033	2.6 / 9.200	2.5 / 8.933	
			Finals	Final: 12.833	11.433	11.000	11.166	11.800	11.833	70.065
				D/E: 3.5 / 9.333	2.4 / 9.033	2.8 / 8.500	2.2 / 8.966	2.6 / 9.200	2.5 / 9.333	
				ND:		-0.3				
				<b>Combined Total: 138.964</b>						
5	243	James HARDY QLD	Prelims	Final: 12.366	10.666	12.400	12.566	11.633	11.166	70.797
				D/E: 3.9 / 8.466	3.2 / 7.466	3.6 / 8.800	3.2 / 9.366	3.3 / 8.333	3.1 / 8.066	
			Finals	Final: 11.800	8.200	12.066	12.400	12.233	10.233	66.932
				D/E: 3.9 / 7.900	2.5 / 5.700	3.6 / 8.466	3.2 / 9.200	3.3 / 8.933	2.9 / 7.333	
				ND:						
				<b>Combined Total: 137.729</b>						
6	178	Adrian BORAZIO NSW	Prelims	Final: 11.766	10.666	9.400	11.500	11.833	11.033	66.198
				D/E: 3.6 / 8.166	2.8 / 7.866	2.3 / 7.400	2.4 / 9.100	2.8 / 9.033	2.9 / 8.133	
			Finals	Final: 12.633	10.700	10.400	12.000	11.466	11.333	68.532
				D/E: 3.6 / 9.033	2.8 / 7.900	2.3 / 8.400	3.2 / 8.900	2.8 / 8.666	2.9 / 8.433	
				ND:		-0.3	-0.1			
				<b>Combined Total: 134.730</b>						
7	130	Blair STEWART ACT	Prelims	Final: 12.433	10.233	11.000	11.666	11.000	11.500	67.832
				D/E: 3.5 / 8.933	3.6 / 6.633	3.2 / 7.800	2.4 / 9.266	3.1 / 7.900	3.4 / 8.100	
			Finals	Final: 12.866	7.300	11.133	11.633	12.033	11.900	66.865
				D/E: 3.5 / 9.366	2.7 / 4.600	3.0 / 8.133	2.4 / 9.233	3.5 / 8.533	3.4 / 8.500	
				ND:						
				<b>Combined Total: 134.697</b>						

# 2017 MAG AGC CII

## L9 Under 15 AA

May 22-28, 2017

Men / 9J  
Session: All







Rank	Num	Name/Gym								AA
8	368	Jeremy CHOONG WA	Prelims	Final: 12.033	12.100	9.966	11.333	10.433	11.166	67.031
				D/E: 3.8 / 8.233	3.6 / 8.500	2.8 / 7.466	2.2 / 9.133	3.2 / 7.233	3.0 / 8.166	
				ND:		-0.3				
			Finals	Final: 12.233	9.666	11.466	11.433	11.066	11.666	67.530
				D/E: 3.8 / 8.433	3.2 / 6.466	3.1 / 8.366	2.2 / 9.233	3.3 / 7.766	3.0 / 8.666	
				ND:						
										<b>Combined Total: 134.561</b>
9	179	Benjamin FOSTER NSW	Prelims	Final: 11.300	8.400	11.266	11.500	10.566	11.266	64.298
				D/E: 3.8 / 7.500	2.8 / 5.600	2.8 / 8.466	2.4 / 9.100	4.0 / 6.566	2.9 / 8.366	
				ND:						
			Finals	Final: 12.166	11.466	11.000	11.466	10.633	11.366	68.097
				D/E: 3.8 / 8.366	3.2 / 8.266	3.0 / 8.000	2.4 / 9.066	3.7 / 6.933	2.9 / 8.466	
				ND:						
										<b>Combined Total: 132.395</b>
10	327	Marcus CASAMENTO VIC	Prelims	Final: 11.366	8.500	11.633	11.300	11.766	11.000	65.565
				D/E: 3.6 / 7.766	3.1 / 5.400	4.0 / 7.633	2.2 / 9.100	2.7 / 9.066	2.4 / 8.600	
				ND:						
			Finals	Final: 12.066	8.766	11.633	11.066	11.533	11.133	66.197
				D/E: 3.6 / 8.466	3.1 / 5.666	4.0 / 7.633	2.2 / 8.866	2.7 / 8.833	2.4 / 8.733	
				ND:						
										<b>Combined Total: 131.762</b>
11	244	Brayden MARTIN QLD	Prelims	Final: 11.700	5.166	10.300	11.533	10.833	10.533	60.065
				D/E: 3.6 / 8.100	2.3 / 6.866	3.2 / 7.100	2.8 / 8.833	3.2 / 7.633	3.0 / 7.533	
				ND:	-4.0		-0.1			
			Finals	Final: 12.200	10.533	11.400	11.566	11.300	11.600	68.599
				D/E: 3.5 / 8.700	3.2 / 7.333	3.2 / 8.200	2.8 / 8.766	3.2 / 8.100	3.0 / 8.600	
				ND:						
										<b>Combined Total: 128.664</b>
12	330	Jack HARVEY VIC	Prelims	Final: 11.333	10.433	10.566	11.133	10.966	10.333	64.764
				D/E: 4.2 / 7.533	3.4 / 7.033	2.6 / 8.266	2.2 / 8.933	3.0 / 7.966	2.5 / 7.833	
				ND:	-0.4	-0.3				
			Finals	Final: 12.133	5.133	10.400	11.133	10.800	10.800	60.399
				D/E: 4.2 / 7.933	2.6 / 6.533	2.7 / 8.000	2.2 / 8.933	3.0 / 7.800	2.5 / 8.300	
				ND:	-4.0	-0.3				
										<b>Combined Total: 125.163</b>
13	270	Adam GIBSON SA	Prelims	Final: 11.833	10.066	10.233	11.933	11.500	10.233	65.798
				D/E: 3.3 / 8.533	3.1 / 6.966	2.2 / 8.333	2.4 / 9.533	3.0 / 8.500	2.9 / 7.333	
				ND:		-0.3				
			Finals	Final: 11.766	0.133	10.233	11.433	11.933	10.733	56.231
				D/E: 3.3 / 8.466	1.5 / 4.633	2.9 / 7.633	2.4 / 9.033	3.0 / 8.933	2.9 / 7.833	
				ND:	-6.0	-0.3				
										<b>Combined Total: 122.029</b>
14	332	Joshua WALKER VIC	Prelims	Final: 9.800	9.333	8.666	11.133	10.300	8.366	57.598
				D/E: 3.5 / 6.300	3.6 / 5.733	3.1 / 5.866	2.4 / 8.833	3.2 / 7.100	3.5 / 4.866	
				ND:		-0.3	-0.1			
			Finals	Final: 11.966	8.800	10.166	10.900	11.333	10.666	63.831
				D/E: 3.6 / 8.366	2.7 / 6.100	3.0 / 7.466	2.4 / 8.500	3.2 / 8.133	3.5 / 7.166	
				ND:		-0.3				
										<b>Combined Total: 121.429</b>

# 2017 MAG AGC CII

## L9 Under 15 AA

May 22-28, 2017

Men / 9J  
Session: All

Rank	Num	Name/Gym								AA	
15	181	Ethan PRINCENA-WHITE NSW	Prelims	Final: 12.033	11.000	10.300	11.066	10.600	6.633	61.632	
				D/E: 3.6 / 8.433	2.3 / 8.700	2.2 / 8.400	1.6 / 9.466	2.4 / 8.200	2.0 / 8.633		
				ND: -0.3							
			Finals	Final: 12.066	10.566	9.366	8.500	11.933	7.233	59.664	
				D/E: 3.6 / 8.566	2.3 / 8.266	2.2 / 7.466	1.6 / 7.200	2.4 / 9.533	2.0 / 9.233		
				ND: -0.1		-0.3	-0.3		-4.0		
				<b>Combined Total: 121.296</b>							
16	329	William HAINES VIC	Prelims	Final: 9.800	8.833	10.666	11.100	8.766	10.833	59.998	
				D/E: 3.4 / 6.400	2.4 / 6.433	2.5 / 8.466	2.4 / 8.800	3.4 / 5.366	3.0 / 7.833		
				ND: -0.3			-0.1				
			Finals	Final: 10.400	4.766	9.966	11.533	11.500	10.533	58.698	
				D/E: 3.9 / 6.500	2.4 / 2.366	2.5 / 7.766	2.4 / 9.133	3.5 / 8.000	3.0 / 7.533		
				ND: -0.3		-0.3					
				<b>Combined Total: 118.696</b>							
17	129	David KIDD ACT	Prelims	Final: 10.466	9.700	9.566	12.400	10.300	9.300	61.732	
				D/E: 3.5 / 6.966	2.8 / 6.900	3.1 / 6.766	3.2 / 9.200	2.6 / 7.700	2.2 / 7.100		
				ND: -0.3							
			Finals	Final: 12.033	7.833	10.300	11.433	9.033	6.200	56.832	
				D/E: 3.6 / 8.433	2.3 / 5.533	3.1 / 7.500	3.2 / 8.333	2.4 / 6.633	2.0 / 8.200		
				ND: -0.3		-0.3	-0.1		-4.0		
				<b>Combined Total: 118.564</b>							
18	128	Jeremy BLICK ACT	Prelims	Final: 10.333	11.100	7.833	10.633	10.433	9.966	60.298	
				D/E: 3.0 / 7.333	3.5 / 7.600	2.0 / 6.133	2.4 / 8.233	2.6 / 7.833	2.3 / 7.666		
				ND: -0.3							
			Finals	Final: 11.000	11.233	7.766	10.466	10.266	7.066	57.797	
				D/E: 3.0 / 8.000	3.5 / 7.733	2.2 / 5.866	2.4 / 8.066	2.6 / 7.666	2.5 / 4.566		
				ND: -0.3							
				<b>Combined Total: 118.095</b>							
19	328	Mathew CONTRERAS VIC	Prelims	Final: 11.400	—	9.833	12.500	11.466	10.600	55.799	
				D/E: 3.3 / 8.100		2.6 / 7.533	3.2 / 9.300	3.1 / 8.366	2.8 / 7.800		
				ND: -0.3							
			Finals	Final: 12.166	—	10.700	12.633	12.133	11.300	58.932	
				D/E: 3.3 / 8.866		3.3 / 7.700	3.2 / 9.433	3.1 / 9.033	2.8 / 8.500		
				ND: -0.3							
				<b>Combined Total: 114.731</b>							
20	180	Joel GAAL NSW	Prelims	Final: 10.933	—	9.966	11.700	9.233	10.900	52.732	
				D/E: 3.4 / 7.533		2.3 / 7.966	2.4 / 9.300	2.5 / 6.733	3.2 / 7.700		
				ND: -0.3							
			Finals	Final: 12.100	—	10.066	10.866	9.466	11.233	53.731	
				D/E: 3.5 / 8.600		2.3 / 8.066	2.4 / 8.766	2.4 / 7.066	3.2 / 8.033		
				ND: -0.3		-0.3					
				<b>Combined Total: 106.463</b>							
21	127	Jonathan ALLEN ACT	Prelims	Final: 12.133	4.866	9.333	13.566	9.366	10.433	59.697	
				D/E: 3.5 / 8.633	2.3 / 6.566	2.2 / 7.433	4.0 / 9.566	2.7 / 6.666	3.3 / 7.133		
				ND: -4.0		-0.3					
			Finals	Final: —	—	—	13.133	—	—	13.133	
				D/E: —	—	—	4.0 / 9.133	—	—		
				ND: —	—	—					
				<b>Combined Total: 72.830</b>							

*P 25/5/17.*  
*4:40pm.*