

2017 MAG AGC CII

L9 Under 17 AA







May 22-28, 2017

Page: 1
Printed: 5/25/2017 4:47 PM

Men / 9U

Session: All

Judge's Signatures

Rank	Num	Name/Gym								AA
1	246	Indigo DRAGON QLD	Prelims	Final: 12.333	12.000	12.433	13.166	12.366	12.266	74.564
				D/E: 4.3 / 8.033	3.3 / 8.700	3.9 / 8.533	4.0 / 9.266	3.3 / 9.066	3.7 / 8.566	
				ND: -0.1						
			Finals	Final: 13.666	12.233	12.633	13.133	12.366	12.166	76.197
				D/E: 4.3 / 9.366	3.4 / 8.833	3.9 / 8.733	4.0 / 9.133	3.3 / 9.066	3.5 / 8.666	
				ND:						
				Combined Total:						150.761
2	250	Heath THORPE QLD	Prelims	Final: 13.033	11.700	12.366	13.733	11.900	11.866	74.598
				D/E: 4.8 / 8.333	3.3 / 8.400	3.7 / 8.666	4.0 / 9.733	3.2 / 8.700	2.9 / 8.966	
				ND: -0.1						
			Finals	Final: 13.633	11.300	12.500	12.900	12.200	11.800	74.333
				D/E: 4.8 / 8.933	3.3 / 8.000	3.7 / 8.800	4.0 / 9.200	3.2 / 9.000	2.9 / 8.900	
				ND: -0.1			-0.3			
				Combined Total:						148.931
3	183	Jack HALL NSW	Prelims	Final: 12.566	11.466	11.366	13.100	12.566	12.433	73.497
				D/E: 4.4 / 8.166	3.3 / 8.166	3.4 / 7.966	4.0 / 9.100	4.3 / 8.266	3.8 / 8.633	
				ND:						
			Finals	Final: 13.300	11.766	11.700	13.066	12.866	12.700	75.398
				D/E: 4.6 / 8.700	3.3 / 8.466	3.6 / 8.100	4.0 / 9.066	4.3 / 8.566	4.0 / 8.700	
				ND:						
				Combined Total:						148.895
4	247	Hudson IRWIN QLD	Prelims	Final: 13.033	12.000	12.500	12.833	12.133	12.233	74.732
				D/E: 4.6 / 8.433	3.4 / 8.600	3.4 / 9.400	4.0 / 8.833	3.3 / 8.833	3.6 / 8.633	
				ND: -0.3						
			Finals	Final: 12.433	10.500	12.666	12.166	12.600	12.300	72.665
				D/E: 3.9 / 8.533	3.4 / 7.100	3.4 / 9.566	4.0 / 8.466	3.3 / 9.300	3.6 / 8.700	
				ND: -0.3		-0.3				
				Combined Total:						147.397
5	249	David TANNER QLD	Prelims	Final: 12.333	12.066	12.966	10.900	11.600	12.233	72.098
				D/E: 4.2 / 8.133	3.2 / 8.866	3.9 / 9.066	2.8 / 8.400	3.6 / 8.000	3.3 / 8.933	
				ND: -0.3						
			Finals	Final: 13.166	11.633	12.800	11.566	12.700	12.300	74.165
				D/E: 4.2 / 8.966	3.2 / 8.433	3.9 / 8.900	2.8 / 8.766	3.6 / 9.100	3.3 / 9.000	
				ND:						
				Combined Total:						146.263
6	337	Lachlan SMITH VIC	Prelims	Final: 12.433	10.900	12.600	13.200	11.100	11.100	71.333
				D/E: 4.2 / 8.233	3.6 / 7.300	4.1 / 8.500	4.0 / 9.200	4.0 / 7.100	4.6 / 6.500	
				ND:						
			Finals	Final: 11.633	9.266	12.366	12.900	11.866	11.800	69.831
				D/E: 4.3 / 7.433	2.7 / 6.566	4.1 / 8.266	4.0 / 8.900	4.2 / 7.666	4.4 / 7.400	
				ND: -0.1						
				Combined Total:						141.164
7	334	Ruben CHITTERS VIC	Prelims	Final: 12.733	10.833	11.166	12.600	11.733	12.033	71.098
				D/E: 4.1 / 8.633	2.4 / 8.733	3.3 / 8.166	3.2 / 9.400	3.1 / 8.633	2.8 / 9.233	
				ND: -0.3	-0.3					
			Finals	Final: 13.266	6.433	11.366	12.266	12.700	12.466	68.497
				D/E: 4.1 / 9.166	2.2 / 8.233	2.6 / 9.066	3.2 / 9.066	3.1 / 9.600	2.8 / 9.666	
				ND: -4.0	-0.3					
				Combined Total:						139.595







2017 MAG AGC CII

L9 Under 17 AA

May 22-28, 2017

Page: 2
Printed: 5/25/2017 4:47 PM

Men / 9U
Session: All







Rank	Num	Name/Gym								AA
8	185	Angus LAURIE NSW	Prelims	Final: 10.966	10.866	11.366	12.466	12.066	11.033	68.763
				D/E: 3.4 / 7.666	2.4 / 8.466	3.0 / 8.666	3.2 / 9.266	3.0 / 9.066	2.7 / 8.333	
				ND: -0.1		-0.3				
			Finals	Final: 12.466	10.800	11.366	12.400	11.466	11.466	69.964
				D/E: 3.4 / 9.066	2.4 / 8.400	3.0 / 8.666	3.2 / 9.200	3.0 / 8.466	2.7 / 8.766	
				ND:		-0.3				
				Combined Total: 138.727						
9	338	Kynan WHITEHEAD VIC	Prelims	Final: 12.200	11.433	10.633	11.233	11.300	10.733	67.532
				D/E: 3.9 / 8.400	2.8 / 8.633	2.4 / 8.533	2.4 / 8.933	2.7 / 8.600	2.6 / 8.133	
				ND: -0.1		-0.3	-0.1			
			Finals	Final: 12.933	11.566	10.733	12.200	11.400	11.200	70.032
				D/E: 3.9 / 9.033	2.9 / 8.666	2.4 / 8.633	3.2 / 9.000	2.7 / 8.700	2.6 / 8.600	
				ND:		-0.3				
				Combined Total: 137.564						
10	184	Jonathan HARRY NSW	Prelims	Final: 11.100	8.266	12.066	12.500	12.100	11.833	67.865
				D/E: 3.7 / 7.400	2.4 / 5.866	3.6 / 8.466	3.2 / 9.300	3.1 / 9.000	3.3 / 8.533	
				ND:						
			Finals	Final: 13.000	10.200	11.933	10.566	12.566	11.366	69.631
				D/E: 3.7 / 9.300	2.4 / 7.800	3.6 / 8.333	3.2 / 7.666	3.1 / 9.466	3.3 / 8.066	
				ND:			-0.3			
				Combined Total: 137.496						
11	182	Benjamin DEMPSEY NSW	Prelims	Final: 12.366	9.233	11.833	12.166	11.333	11.433	68.364
				D/E: 4.0 / 8.366	2.4 / 6.833	3.8 / 8.033	3.2 / 8.966	2.8 / 8.533	3.0 / 8.433	
				ND:						
			Finals	Final: 12.166	9.033	11.100	12.666	11.033	11.766	67.764
				D/E: 4.0 / 8.266	2.4 / 6.633	3.6 / 7.500	3.2 / 9.466	3.1 / 7.933	3.0 / 8.766	
				ND:	-0.1					
				Combined Total: 136.128						
12	248	Joseph RYAN QLD	Prelims	Final: 11.866	9.533	11.666	12.733	9.466	10.833	66.097
				D/E: 4.0 / 7.866	2.8 / 6.733	3.5 / 8.166	3.2 / 9.533	3.2 / 6.266	3.1 / 7.733	
				ND:						
			Finals	Final: 13.100	9.966	12.033	12.300	12.500	9.933	69.832
				D/E: 4.0 / 9.100	2.8 / 7.166	3.5 / 8.533	3.2 / 9.100	3.2 / 9.300	2.3 / 7.633	
				ND:						
				Combined Total: 135.929						
13	336	Campbell SMITH VIC	Prelims	Final: 11.933	9.566	11.666	12.200	12.033	9.433	66.831
				D/E: 4.3 / 7.633	3.2 / 6.366	3.9 / 7.766	4.0 / 8.500	3.8 / 8.233	4.3 / 5.133	
				ND:			-0.3			
			Finals	Final: 11.300	10.300	12.066	12.466	12.766	9.200	68.098
				D/E: 4.3 / 7.000	3.5 / 6.800	3.9 / 8.166	4.0 / 8.566	3.8 / 8.966	3.1 / 6.100	
				ND:			-0.1			
				Combined Total: 134.929						
14	131	Simon BEWICK ACT	Prelims	Final: 10.800	10.966	10.533	12.166	10.900	10.966	66.331
				D/E: 3.3 / 7.500	2.9 / 8.066	2.8 / 7.733	2.8 / 9.366	3.4 / 7.500	3.0 / 7.966	
				ND:						
			Finals	Final: 11.633	11.800	11.200	11.466	11.466	9.466	67.031
				D/E: 4.0 / 7.633	3.2 / 8.600	2.8 / 8.400	2.8 / 8.666	3.4 / 8.066	3.0 / 6.466	
				ND:						
				Combined Total: 133.362						

2017 MAG AGC CII

L9 Under 17 AA

May 22-28, 2017

Men / 9U
Session: All

Rank	Num	Name/Gym								AA
15	132	Alexander MCDONALD ACT	Prelims	Final: 9.666	9.133	9.933	13.633	11.000	9.700	63.065
				D/E: 4.3 / 5.366	3.2 / 5.933	2.8 / 7.133	4.8 / 8.833	3.5 / 7.500	2.6 / 7.100	
			Finals	Final: 11.366	7.733	8.966	14.033	11.266	10.766	64.130
				D/E: 4.2 / 7.166	3.3 / 4.433	2.5 / 6.466	4.8 / 9.233	3.5 / 7.766	3.4 / 7.366	
				ND:						
				Combined Total: 127.195						
16	333	Dylan CHAPMAN VIC	Prelims	Final: 11.600	—	11.200	11.700	11.066	10.100	55.666
				D/E: 3.2 / 8.400		3.2 / 8.000	2.4 / 9.300	3.2 / 7.866	2.6 / 7.500	
			Finals	Final: 12.100	—	10.100	11.533	10.866	10.433	55.032
				D/E: 3.5 / 8.600		3.5 / 6.900	2.4 / 9.133	3.2 / 7.666	2.6 / 7.833	
				ND:		-0.3				
				Combined Total: 110.698						
17	245	Simon CONSTABLE QLD	Prelims	Final: —	11.600	10.666	—	11.833	12.166	46.265
				D/E: —	3.2 / 8.400	3.7 / 6.966		2.5 / 9.333	3.5 / 8.666	
			Finals	Final: —	5.933	11.933	—	11.800	11.300	40.966
				D/E: —	2.4 / 7.533	3.7 / 8.233		2.5 / 9.300	3.5 / 7.800	
				ND:		-4.0				
				Combined Total: 87.231						
18	335	Billy MCLEAN VIC	Prelims	Final: 2.600	—	11.966	13.033	9.166	12.400	49.165
				D/E: 0.9 / 9.700		3.7 / 8.566	4.0 / 9.033	3.8 / 5.366	3.9 / 8.500	
			Finals	Final: —	—	—	—	—	—	0.000
				D/E: —						
				ND:		-8.0				
				Combined Total: 49.165						

P. 25/5/17.
4:48 pm.