

2017 MAG AGC CII







Senior International AA

May 22-28, 2017

Page: 1
Printed: 5/26/2017 9:45 PM

Men / SR
Session: 15M

Judge's Signatures







Rank	Num	Name/Gym							AA	
1	255	Michael MERCIECA QLD	Prelims	Final: 13.400	12.700	13.750	12.733	14.150	12.450	79.183
				D/E: 4.7 / 8.700	4.9 / 7.800	5.4 / 8.350	4.8 / 8.233	5.2 / 8.950	5.2 / 7.250	ND: -0.3
			Finals	Final: 13.150	12.350	13.750	14.200	13.500	13.800	80.750
				D/E: 4.7 / 8.450	5.0 / 7.350	5.4 / 8.350	4.8 / 9.400	5.2 / 8.300	5.5 / 8.300	ND:
Combined Total: 159.933										
2	276	Clay STEPHENS SA	Prelims	Final: 12.666	11.500	12.750	13.666	13.300	13.550	77.432
				D/E: 5.5 / 7.466	4.2 / 7.300	4.3 / 8.450	5.2 / 8.466	5.6 / 7.700	4.9 / 8.650	ND: -0.3
			Finals	Final: 14.150	11.500	12.450	14.466	13.500	11.950	78.016
				D/E: 5.9 / 8.250	4.2 / 7.300	4.5 / 7.950	5.2 / 9.266	5.6 / 7.900	4.4 / 7.550	ND:
Combined Total: 155.448										
3	254	Mitchell JONES QLD	Prelims	Final: 13.200	12.750	12.850	13.366	12.650	12.650	77.466
				D/E: 5.0 / 8.200	4.9 / 7.850	5.2 / 7.650	4.0 / 9.366	5.2 / 7.450	4.2 / 8.450	ND:
			Finals	Final: 12.850	12.950	12.650	13.200	13.350	12.900	77.900
				D/E: 5.0 / 8.050	4.9 / 8.050	5.3 / 7.350	4.0 / 9.200	5.2 / 8.150	4.3 / 8.600	ND: -0.2
Combined Total: 155.366										
4	345	Luke WADSWORTH VIC	Prelims	Final: 12.600	12.950	12.400	14.033	12.150	13.000	77.133
				D/E: 5.4 / 7.200	5.1 / 7.850	4.7 / 7.700	4.8 / 9.233	4.7 / 7.450	4.6 / 8.400	ND:
			Finals	Final: 12.100	12.450	13.300	13.800	12.800	12.700	77.150
				D/E: 5.3 / 6.900	5.1 / 7.350	4.5 / 8.800	4.8 / 9.000	4.9 / 7.900	4.5 / 8.200	ND: -0.1
Combined Total: 154.283										
5	369	Gabriel O'SULLIVAN WA	Prelims	Final: 13.366	12.550	12.800	13.966	11.650	12.500	76.832
				D/E: 5.0 / 8.366	4.6 / 7.950	4.0 / 8.800	5.2 / 8.766	3.7 / 7.950	4.1 / 8.400	ND:
			Finals	Final: 13.000	13.450	12.450	13.133	11.150	12.400	75.583
				D/E: 5.2 / 7.800	4.4 / 9.050	4.0 / 8.450	5.2 / 8.233	3.7 / 7.450	4.1 / 8.300	ND: -0.3
Combined Total: 152.415										
6	256	Mitchell MORGANS QLD	Prelims	Final: 10.700	11.850	13.200	14.100	11.950	11.700	73.500
				D/E: 5.0 / 6.000	4.2 / 7.650	4.9 / 8.300	4.8 / 9.300	5.7 / 6.250	5.9 / 5.800	ND: -0.3
			Finals	Final: 11.900	12.150	13.200	14.333	12.350	14.300	78.233
				D/E: 5.0 / 7.000	3.9 / 8.250	4.9 / 8.300	4.8 / 9.633	5.1 / 7.250	6.1 / 8.200	ND: -0.1
Combined Total: 151.733										
7	339	Scott BROOKS VIC	Prelims	Final: 12.666	10.050	11.900	13.933	13.250	11.250	73.049
				D/E: 4.4 / 8.366	4.0 / 6.050	4.3 / 7.600	4.8 / 9.133	4.7 / 8.550	4.6 / 6.650	ND: -0.1
			Finals	Final: 12.700	11.850	12.200	13.533	12.900	13.000	76.183
				D/E: 4.4 / 8.300	4.2 / 7.650	4.4 / 7.800	4.8 / 8.833	4.7 / 8.200	4.4 / 8.600	ND: -0.1
Combined Total: 149.232										

[Handwritten Signature]
26.5.17

2017 MAG AGC CII

Senior International AA

May 22-28, 2017

Rank	Num	Name/Gym							AA	
8	257	Jack NORMAN QLD	Prelims	Final: 11.300	12.250	11.100	12.966	11.500	11.750	70.866
				D/E: 4.2 / 7.400	3.6 / 8.650	2.5 / 8.600	4.0 / 9.066	3.3 / 8.200	3.0 / 8.750	
				ND: -0.3			-0.1			
			Finals	Final: 12.800	12.250	11.600	12.833	11.950	12.050	73.483
				D/E: 4.2 / 8.700	3.6 / 8.650	2.5 / 9.100	4.0 / 9.133	3.4 / 8.550	3.0 / 9.050	
				ND: -0.1			-0.3			
				Combined Total: 144.349						
9	186	Cameron MALONE NSW	Prelims	Final: 11.933	10.050	11.050	13.466	10.850	11.850	69.199
				D/E: 4.7 / 7.233	4.0 / 6.050	3.6 / 7.750	4.8 / 8.766	3.5 / 7.350	3.0 / 8.850	
				ND: -0.3			-0.1			
			Finals	Final: 12.900	12.200	11.700	13.833	11.750	12.300	74.683
				D/E: 4.4 / 8.500	4.1 / 8.100	3.6 / 8.400	4.8 / 9.133	3.8 / 7.950	3.0 / 9.300	
				ND: -0.3			-0.1			
				Combined Total: 143.882						
10	274	Sean O'HARA SA	Prelims	Final: 10.966	10.650	12.000	13.333	12.900	11.900	71.749
				D/E: 5.4 / 5.566	3.7 / 6.950	4.1 / 7.900	5.2 / 8.133	4.6 / 8.300	4.9 / 7.000	
				ND: -0.5			-0.1			
			Finals	Final: 11.100	10.700	12.350	13.233	12.650	10.450	70.483
				D/E: 5.5 / 6.100	3.1 / 7.600	4.4 / 7.950	5.2 / 8.133	4.6 / 8.050	4.9 / 5.550	
				ND: -0.5			-0.1			
				Combined Total: 142.232						
11	344	Philip STEWART VIC	Prelims	Final: 10.000	10.900	11.950	12.266	11.450	12.150	68.716
				D/E: 4.5 / 5.800	3.4 / 7.500	4.2 / 7.750	3.2 / 9.066	3.7 / 7.750	4.2 / 7.950	
				ND: -0.3						
			Finals	Final: 10.000	9.450	11.100	12.100	11.450	11.750	65.850
				D/E: 4.5 / 5.900	4.4 / 5.050	4.2 / 6.900	3.2 / 8.900	3.7 / 7.750	4.2 / 7.550	
				ND: -0.4						
				Combined Total: 134.566						
12	251	Joshua CHAMBERS QLD	Prelims	Final: 11.066	9.950	11.450	12.933	11.400	9.600	66.399
				D/E: 3.5 / 7.566	2.5 / 7.450	4.1 / 7.350	4.0 / 9.033	4.2 / 7.200	3.3 / 6.300	
				ND: -0.1						
			Finals	Final: 10.950	10.500	11.960	12.866	10.850	10.100	67.226
				D/E: 4.3 / 6.650	2.5 / 8.000	4.0 / 7.950	4.0 / 9.166	4.2 / 6.650	3.9 / 6.200	
				ND: -0.3						
				Combined Total: 133.625						
13	252	Jackson CLARKE QLD	Prelims	Final: 12.466	9.500	11.650	12.366	11.450	11.850	69.282
				D/E: 4.0 / 8.466	2.7 / 6.800	4.0 / 7.650	3.2 / 9.166	3.3 / 8.150	3.4 / 8.450	
				ND: -0.1						
			Finals	Final: 12.350	___	12.500	11.700	___	11.950	48.500
				D/E: 4.0 / 8.350	___	4.0 / 8.500	3.2 / 8.600	___	3.4 / 8.550	
				ND: -0.1						
				Combined Total: 117.782						
14	187	Jordan PAPANDREA NSW	Prelims	Final: 11.533	11.500	9.500	13.700	11.400	12.650	70.283
				D/E: 3.9 / 7.633	3.9 / 7.600	3.2 / 6.600	4.0 / 9.700	4.2 / 7.200	4.0 / 8.650	
				ND: -0.3						
			Finals	Final: ___	10.500	11.750	12.900	11.900	___	47.050
				D/E: ___	4.4 / 6.100	4.3 / 7.450	4.0 / 9.200	4.2 / 7.700	___	
				ND: -0.3						
				Combined Total: 117.333						







2017 MAG AGC CII

Senior International AA

May 22-28, 2017

Page: 3
Printed: 5/26/2017 9:45 PM

Men / SR
Session: 15M

Rank	Num	Name/Gym							AA
15	275	Christopher REMKES SA	Prelims	Final: 12.466	14.000	11.850	14.866	13.100	66.282
				D/E: 6.5 / 6.566	5.4 / 8.600	4.9 / 6.950	5.6 / 9.266	5.1 / 8.000	
			ND: -0.6						
			Finals	Final: 11.000	13.200	—	14.766	—	38.966
				D/E: 6.6 / 4.800	5.4 / 7.800		5.6 / 9.266		
				ND: -0.4			-0.1		
				Combined Total: 105.248					
16	260	Trenten WAN QLD	Prelims	Final: —	10.650	11.700	—	11.700	45.350
				D/E: —	4.5 / 6.150	5.2 / 6.500		4.3 / 7.400	4.0 / 7.300
			ND: —						
			Finals	Final: —	11.400	13.500	—	12.550	49.700
				D/E: —	4.6 / 6.800	5.4 / 8.100		4.5 / 8.050	4.3 / 7.950
				ND: —					
				Combined Total: 95.050					
17	259	Michael TONE QLD	Prelims	Final: 12.233	12.800	14.250	13.333	—	52.616
				D/E: 5.0 / 7.233	5.5 / 7.300	5.2 / 9.050	5.2 / 8.233		
			ND: —				-0.1		
			Finals	Final: 11.200	14.000	—	13.800	—	39.000
				D/E: 5.0 / 6.200	5.5 / 8.500		5.2 / 8.900		
				ND: —			-0.3		
				Combined Total: 91.616					
18	253	Scott COSTIN QLD	Prelims	Final: 13.066	12.700	—	13.466	12.900	64.482
				D/E: 5.2 / 8.166	3.8 / 8.900		4.0 / 9.466	4.1 / 8.800	4.1 / 8.250
			ND: -0.3						
			Finals	Final: 12.650	11.100	—	—	—	23.750
				D/E: 5.2 / 7.450	3.8 / 7.300				
				ND: —					
				Combined Total: 88.232					
19	188	Ethan STATHAKIS NSW	Prelims	Final: 12.400	12.150	—	13.533	—	49.033
				D/E: 4.4 / 8.000	4.3 / 7.850		4.0 / 9.533		10.950
			ND: —						
			Finals	Final: 11.900	9.000	—	13.066	—	33.966
				D/E: 4.4 / 7.500	3.0 / 6.000		4.8 / 8.366		
				ND: —			-0.1		
				Combined Total: 82.999					
20	343	Kent PIETERSE VIC	Prelims	Final: 13.000	—	11.950	13.700	—	50.000
				D/E: 4.8 / 8.200		3.8 / 8.150	4.4 / 9.300		11.350
			ND: —						
			Finals	Final: 9.750	—	—	12.500	—	32.650
				D/E: 4.5 / 5.250			4.4 / 8.100		10.400
				ND: —				4.2 / 6.200	
				Combined Total: 82.650					
21	258	Jack RIEK QLD	Prelims	Final: —	9.200	12.450	—	10.550	44.650
				D/E: —	3.2 / 6.000	4.6 / 7.850		4.4 / 6.150	3.7 / 8.750
			ND: —						
			Finals	Final: —	—	12.950	—	11.650	35.450
				D/E: —		5.1 / 7.850		4.4 / 7.250	2.6 / 8.250
				ND: —					
				Combined Total: 80.100					







2017 MAG AGC CII

Senior International AA

May 22-28, 2017

Page: 4
Printed: 5/26/2017 9:45 PM

Men / SR
Session: 15M

Rank	Num	Name/Gym								AA
22	340	Tyson BULL VIC	Prelims	Final: _____	12.600	_____	_____	12.150	14.050	38.800
				D/E: 4.5 / 8.100			4.7 / 7.450	5.6 / 8.450		
			Finals	Final: _____	12.950	_____	_____	13.450	14.050	40.450
				D/E: 4.8 / 8.150			5.1 / 8.350	5.6 / 8.450		
										Combined Total: 79.250
23	189	Gabriel SWAN-MCLEAN NSW	Prelims	Final: 12.033	_____	10.850	14.733	_____	10.350	47.966
				D/E: 5.1 / 7.233		4.2 / 6.650	5.2 / 9.533		4.0 / 6.350	
			Finals	Final: 12.550	_____	13.200	_____	_____	_____	25.750
				D/E: 5.2 / 7.650		4.8 / 8.400				
										Combined Total: 73.716
24	273	Ben CONGEDI SA	Prelims	Final: _____	9.450	12.400	_____	_____	11.700	33.550
				D/E: 3.6 / 5.850	4.1 / 8.300			3.3 / 8.400		
			Finals	Final: _____	12.050	12.750	_____	_____	_____	24.800
				D/E: 4.1 / 7.950	4.1 / 8.650					
										Combined Total: 58.350
25	341	Jaze DUBOIS VIC	Prelims	Final: _____	11.400	_____	_____	_____	_____	11.400
				D/E: 3.4 / 8.000						
			Finals	Final: _____	11.850	_____	_____	_____	_____	11.850
				D/E: 3.6 / 8.250						
										Combined Total: 23.250