







2017 MAG AGC CI

Team Results

Men / All Levels
Session: 09M

May 22-28, 2017

Rank	Gym	Team	Score						
1	QLD	QLD	237.298	39.666 1	38.250 1	41.200 1	40.932 4	39.700 1	37.550 2
	255	Michael MERCIECA		13.400	12.700	13.750		14.150	12.450
	254	Mitchell JONES		13.200	12.750		13.366	12.650	12.650
	253	Scott COSTIN		13.066			13.466	12.900	
	259	Michael TONE			12.800	14.250			
	256	Mitchell MORGANS				13.200	14.100		
	258	Jack RIEK							12.450
2	VIC	VIC	229.932	38.266 2	36.950 2	36.300 3	41.666 3	37.550 3	39.200 1
	343	Kent PIETERSE		13.000		11.950	13.700		
	339	Scott BROOKS		12.666			13.933	13.250	
	345	Luke WADSWORTH		12.600	12.950	12.400	14.033	12.150	13.000
	340	Tyson BULL			12.600			12.150	14.050
	342	Andreas LEPORE			11.400				
	344	Philip STEWART				11.950			12.150
3	SA	SA	227.713	36.098 4	36.150 3	37.150 2	41.865 2	39.300 2	37.150 3
	276	Clay STEPHENS		12.666	11.500	12.750	13.666	13.300	13.550
	275	Christopher REMKES		12.466	14.000		14.866	13.100	
	274	Sean O'HARA		10.966	10.650	12.000	13.333	12.900	11.900
	273	Ben CONGEDI				12.400			11.700
4	NSW	NS1	217.932	36.366 3	34.150 4	34.650 4	41.966 1	34.650 5	36.150 4
	188	Ethan STATHAKIS		12.400	12.150		13.533		
	189	Gabriel SWAN-MCLEAN		12.033		10.850	14.733		
	186	Cameron MALONE		11.933		11.050		10.850	11.850
	187	Jordan PAPANDREA			11.500		13.700	11.400	12.650
	136	Joel BROWN			10.500			12.400	
	140	Jae NAGEL				12.750			11.650
5	NSW	NS2	200.581	32.499 5	29.400 5	31.750 5	38.232 5	35.650 4	33.050 5
	135	Rasmus BRETH-PETERS		11.500	9.350	12.100	12.533	12.050	11.900
	138	Robert FASSONE		11.433	9.250	10.350	12.533	11.550	10.000
	139	Julien HORROCKS		9.566	10.800	9.300	13.166	12.050	11.150