







2017 Australian Championships Melbourne, 31 May - 4 June
Tumbling – Junior Female TUM – Qualification

				S1	S2	S3	S4	S5	S6	S7	S8	L	A	E	D	Total	Score
1.	BEDDALL	Georgia	 SA	2	4	3	6	6	5	3	11	0	5	25.5	3.2	-0.3 → 28.400	57.500
				2	3	3	3	3	4	4	11	0	7	26.0	3.4	-0.3 → 29.100	
2.	JOHNSON	Maia	 TAS	6	5	6	6	7	6	9	9	0	4	24.2	2.7	26.900	53.800
				7	6	5	6	6	6	5	10	0	3	24.6	2.3	26.900	
3.	CASTRO SHERRIN	Tala	 TAS	3	4	5	4	3	4	5		0	0	24.2	0.7	24.900	50.700
				9	7	7	8	7	6	8	11	0	3	23.4	2.4	25.800	
4.	ABBATE	Arielle	 SA	2	3	5	4	5	5	6	12	0	30	22.8	3.2	26.000	50.000
				4	5	6	7	6	6	8		0	0	22.8	1.2	24.000	

Generated by sporttech.io official scoring system at Jun 4, 2017 9:27:56 AM. Live results at www.sporttech.io/explore.





2017 Australian Championships [□](#) Melbourne, 31 May - 4 June
[Tumbling](#) â€™ Junior Female TUM â€™ [Final](#) â€™ Results / [Analysis](#) ^β

OC member



[Qualification](#) Â· Final

			S1	S2	S3	S4	S5	S6	S7	S8	L	A	E	D	Total	Score
1.	BEDDALL	Georgia SA	2	3	4	3	3	3	2	9	0	4	26.7	3.4	30.100	30.100
2.	JOHNSON	Maia TAS	6	4	5	4	6	6	9	7	0	3	25.0	2.7	27.700	27.700
3.	CASTRO SHERRIN	Tala TAS	8	7	9	8	7	6	8	9	0	3	23.5	2.4	25.900	25.900
4.	ABBATE	Arielle SA	5	5	6	7	6	7	7	9	0	5	24.3	1.7	â€™0.6 â†’ 25.400	25.400

© 2013–2016

[Sporttech Ltd.](#)

[Contact us](#)



2017 Australian Championships Melbourne, 31 May - 4 June
Tumbling – Junior Female TUM – Final

				S1	S2	S3	S4	S5	S6	S7	S8	L	A	E	D	Total	Score
1.	BEDDALL	Georgia	SA	2	3	4	3	3	3	2	9	0	4	26.7	3.4	30.100	30.100
2.	JOHNSON	Maia	TAS	6	4	5	4	6	6	9	7	0	3	25.0	2.7	27.700	27.700
3.	CASTRO SHERRIN	Tala	TAS	8	7	9	8	7	6	8	9	0	3	23.5	2.4	25.900	25.900
4.	ABBATE	Arielle	SA	5	5	6	7	6	7	7	9	0	5	24.3	1.7	-0.6 → 25.400	25.400

Generated by sporttech.io official scoring system at Jun 4, 2017 10:26:54 AM. Live results at www.sporttech.io/explore.

