























2017 Australian Championships Melbourne, 31 May - 4 June
Individual trampoline – Under 11 Female TRP – Qualification

				S1	S2	S3	S4	S5	S6	S7	S8	S9	S10	L	A	E	D	H	Time	Total	Score
1.	GERMYN	Kayla	NSW	1	0	2	0	2	1	0	2	2	3	0	0	18.7		9.80		28.500	62.300
				2	0	1	0	1	1	2	2	3	4	0	0	18.4	5.6	9.80		33.800	
2.	GRAHAM	Mia	WA	1	0	0	1	0	2	1	0	2	1	0	0	19.2		9.90		29.100	61.700
				2	4	3	2	1	2	3	0	4	4	0	0	17.5	5.4	9.70		32.600	
3.	GEELAN	Tahlia	NSW	4	0	3	0	2	0	0	0	2	0	0	0	18.9		9.90		28.800	60.400
				3	4	0	2	4	1	2	3	1	5	0	0	17.5	4.3	9.80		31.600	
4.	STRETTON	Kayla	NSW	2	4	2	2	2	2	1	2	1	1	0	0	18.1		9.90		28.000	58.600
				1	3	0	4	0	5	0	6	0	4	0	2	17.5	3.5	9.60		30.600	
5.	CUNNINGHAM	Harmony	QLD	2	0	4	3	2	0	3	2	4	3	0	0	17.7		9.70		27.400	58.400
				2	2	1	4	4	0	2	4	2	6	0	1	17.2	4.3	9.50		31.000	
6.	TORBAY	Rebecca	NSW	3	0	4	2	0	0	1	0	4	2	0	0	18.4		10.00		28.400	58.200
				4	4	3	4	3	2	4	2	3	2	0	0	16.9	3.3	9.60		29.800	
7.	DALY	Sophia	QLD	2	2	2	2	1	3	1	2	1	4	0	0	18.0		9.80		27.800	58.000
				4	5	4	5	4	6	1	5	7	7	0	2	15.0	6.1	9.10		30.200	
8.	ROSE	Mackenzie	SA	2	2	2	0	0	0	2	0	4	2	0	0	18.6		9.80		28.400	57.900
				4	4	3	6	2	6	6	1	6	4	0	0	15.8	4.4	9.30		29.500	
9.	BOSELEY	Alannah	WA	4	0	4	0	2	2	1	2	3	2	0	0	18.0		9.90		27.900	57.900
				2	4	6	5	6	6	6	2	0	5	0	2	15.6	4.7	9.70		30.000	
10.	PRICE	Scarlett	QLD	0	2	2	0	3	2	4	3	4	2	0	0	17.8		9.90		27.700	57.800
				3	4	2	4	4	6	6	6	5	5	0	2	15.3	5.0	9.80		30.100	
11.	VELLA	Alexis	NSW	3	4	1	4	2	2	1	2	1	0	0	2	17.8		9.80		27.600	57.700
				3	3	0	5	2	4	2	6	0	3	0	0	17.2	3.5	9.40		30.100	
12.	MONTGOMERY	Skye	NSW	4	2	5	2	2	0	0	0	4	1	0	2	17.8		9.40		27.200	57.700
				4	5	0	6	5	0	3	4	0	7	0	0	16.6	4.3	9.60		30.500	
13.	BARTER	Lauren	NSW	2	2	2	1	2	0	0	2	3	2	0	2	18.2		9.90		28.100	57.400
				3	4	2	4	6	5	3	3	5	4	0	0	16.1	3.7	9.50		29.300	

				S1	S2	S3	S4	S5	S6	S7	S8	S9	S10	L	A	E	D	H	Time	Total	Score
14.	DAYMAN	Ebony	 SA	1	1	2	0	2	1	1	4	4	4	0	2	17.8		9.50		27.300	57.400
				4	4	4	2	1	4	4	3	6	5	0	2	16.1	4.4	9.60		30.100	
15.	FOUNTIS	Eleni	 NSW	4	0	6	2	2	0	2	0	6	2	0	0	17.6		10.00		27.600	57.300
				4	5	0	4	6	1	5	0	7	2	0	0	16.6	3.3	9.80		29.700	
16.	ORAYENZA	Zaebriel	 NSW	4	2	3	3	2	0	1	0	2	4	0	2	17.7		9.70		27.400	57.200
				3	4	3	4	0	6	6	0	2	2	0	2	16.8	3.3	9.70		29.800	
17.	BEASLEY	Samantha	 QLD	4	0	3	3	2	2	3	2	2	3	0	1	17.5		10.00		27.500	57.100
				6	4	0	4	4	3	5	6	4	5	0	0	15.9	4.1	9.60		29.600	
18.	DAVEY	Poppy	 VIC	3	1	1	2	2	1	2	0	3	6	0	0	17.9		9.60		27.500	57.000
				3	4	5	6	3	6	2	3	2	6	0	1	15.9	3.9	9.70		29.500	
19.	MCKEON	Rylee	 NSW	4	2	4	3	4	2	0	0	3	2	0	0	17.6		9.90		27.500	56.900
				3	3	2	3	4	3	5	2	6	6	0	2	16.1	3.6	9.70		29.400	
20.	BAIN	Tanisha	 SA	3	0	2	0	2	1	4	5	4	4	0	0	17.5		10.00		27.500	56.800
				3	4	4	4	2	6	4	5	5	4	0	0	15.9	3.9	9.50		29.300	
21.	COOKSEY	Alix	 NSW	4	3	1	2	0	1	0	1	3	3	0	0	18.2		9.50		27.700	56.700
				6	6	6	6	6	5	3	4	3	6	0	0	14.9	4.5	9.60		29.000	
22.	WILLIAMS	Sienna	 WA	4	1	4	1	2	2	2	4	5	2	0	0	17.3		9.80		27.100	56.500
				3	2	0	4	6	6	6	2	2	6	0	0	16.3	3.4	9.70		29.400	
23.	COLLING	Kimberley	 SA	3	0	2	4	3	3	3	3	4	3	0	1	17.1		9.60		26.700	56.400
				6	0	6	2	4	2	4	2	0	4	0	0	17.0	2.9	9.80		29.700	
24.	EDMONDS-MANEY	Susan	 NZL	1	0	0	0	1	3	6	8	9	8	0	1	16.3	-2.0	9.40		23.700	55.900
				1	2	0	0	1	2	5	5	6	6	0	0	17.2	5.5	9.50		32.200	
25.	JOHNSTONE	Kate	 QLD	2	0	2	4	4	1	2	1	3	3	0	2	17.6		9.70		27.300	55.700
				4	4	2	4	6	4	6	6	3	6	0	2	15.3	4.1	9.00		28.400	
26.	FREEMAN	Isabella	 QLD	1	0	4	2	2	3	4	4	6	3	0	6	16.5		9.70		26.200	55.700
				2	3	0	4	4	4	5	5	1	6	0	4	16.2	4.1	9.20		29.500	
27.	MILLAR	Ashleigh	 NSW	4	3	4	3	2	3	1	2	3	2	0	0	17.3		9.60		26.900	55.200
				4	6	4	6	6	4	4	3	4	3	0	2	15.4	3.3	9.60		28.300	
28.	UPTON	Tegan	 NSW	6	4	5	5	3	3	4	1	1	6	0	0	16.2		9.80		26.000	54.900
				6	6	1	6	2	6	6	1	4	3	0	2	15.7	3.3	9.90		28.900	

				S1	S2	S3	S4	S5	S6	S7	S8	S9	S10	L	A	E	D	H	Time	Total	Score	
29.	GRIEVES	Isabella	 QLD	4	0	2	2	1	5	6	5	5			0	15.0		8.60		23.600	53.700	
				4	4	0	4	5	0	5	6	1	5	0	1	16.5	4.1	9.50		30.100		
30.	HUTH	Alexis	 QLD	4	3	7	2	2	2	4	5	6	6	0	0	15.9		9.90		25.800	53.400	
				4	7	3	6	8	6	7	6	6	7	0	0	14.0	4.1	9.50		27.600		
31.	MCGREGOR	Charlotte	 WA	2	1	2	2	2	3	6	3	4	5	0	20	15.0		9.70		24.700	53.200	
				4	1	5	4	1	6	4	3	5	6	0	0	16.1	3.3	9.10		28.500		
32.	SULLIVAN	Keeley	 VIC	8	5	3	4	4	5	4	1	3			0	14.3		8.30		22.600	50.300	
				3	5	4	6	4	5	6	3	4	6	0	4	15.0	2.9	9.80		27.700		
33.	DOLAN	Yvie	 VIC	6	7											0	2.7		2.00		4.700	33.200
				4	4	1	3	6	5	6	7	3	8	0	2	15.1	4.2	9.20		28.500		

Generated by sporttech.io official scoring system at Jun 1, 2017 3:57:30 PM. Live results at www.sporttech.io/explore.



© 2013–2016  Sporttech Ltd.

[Contact us](#)



2017 Australian Championships Melbourne, 31 May - 4 June
Individual trampoline – Under 11 Female TRP – Final

				S1	S2	S3	S4	S5	S6	S7	S8	S9	S10	L	A	E	D	H	Time	Total	Score
1.	GERMYN	Kayla	NSW	2	0	1	0	2	1	2	1	1	4	0	0	18.6	5.6	9.40		33.600	95.900
2.	GRAHAM	Mia	WA	1	3	2	2	2	2	3	0	2	3	0	0	18.0	5.4	9.40		32.800	94.500
3.	GEELAN	Tahlia	NSW	3	2	0	1	2	0	2	2	0	4	0	2	18.2	4.3	9.50		32.000	92.400
4.	STRETTON	Kayla	NSW	2	3	2	4	1	4	0	5	0	2	0	3	17.4	3.5	9.80		30.700	89.300
5.	DALY	Sophia	QLD	4	6	4	4	4	6	0	6	4	6	0	4	15.2	6.1	9.20		30.500	88.500
6.	ROSE	Mackenzie	SA	3	4	2	5	2	6	6	1	6	4	0	0	16.1	4.4	9.80		30.300	88.200
7.	BOSELEY	Alannah	WA	4	4	5	6	4	4	6	3	0	5	0	0	15.9	4.7	9.60		30.200	88.100
8.	PRICE	Scarlett	QLD	4	6	2	4	5	4	6	6	6	6	0	0	15.1	5.0	9.90		30.000	87.800
9.	TORBAY	Rebecca	NSW	4	4	0	4	4	2	6	5	7	8	0	0	15.6	3.3	9.50		28.400	86.600
10.	CUNNINGHAM	Harmony	QLD	2	0	6	2	6	4	0	4	4	1	0	0	17.1	2.9	9.60	-2.0 →	27.600	86.000

Generated by sporttech.io official scoring system at Jun 1, 2017 3:56:14 PM. Live results at www.sporttech.io/explore.

