





















2017 Australian Championships Melbourne, 31 May - 4 June
Individual trampoline – Under 13 Male TRP – Qualification

				S1	S2	S3	S4	S5	S6	S7	S8	S9	S10	L	A	E	D	H	Time	Total	Score
1.	SITKOWSKI	Troy	NSW	2 4	0 4	4 4	4 3	3 4	1 4	0 2	2 5	1 4	3 5	0 0	0 0	18.0 16.1		9.90 9.60		27.900 32.800	60.700
2.	CHU	Andy	QLD	4 4	2 4	2 5	3 5	2 4	2 6	3 5	2 1	4 4	3 8	0 0	0 2	17.3 15.2		9.80 9.90		27.100 31.100	58.200
3.	O'NEILL	Jack	VIC	4 6	4 4	3 4	4 6	4 6	3 5	4 4	3 4	5 4	5 6	0 0	0 0	16.1 15.1		9.60 9.80		25.700 32.300	58.000
4.	BRETT	Kaleb	NSW	2 6	3 4	3 2	4 4	1 6	2 7	0 6	0 5	6 4	9 5	0 0	1 0	16.9 15.1		9.20 9.50		26.100 31.800	57.900
5.	MANN-BETANZOS	Ronan	NSW	2 6	0 4	4 4	4 6	6 6	4 5	4 5	3 6	4 4	8 7	0 0	0 0	16.1 14.7		9.70 9.30		25.800 31.600	57.400
6.	TIDD	Cameron	SA	2 4	6 2	5 4	6 6	3 5	5 4	4 4	2 4	2 4	2 5	0 0	0 1	16.3 15.5		9.80 9.30		26.100 31.200	57.300
7.	DANILOVIC	Luka	SA	4 4	3 4	2 6	4 4	2 3	2 4	2 5	4 3	5 4	5 4	0 0	3 0	16.4 15.9		9.80 9.70		26.200 30.900	57.100
8.	VAN BEEK	John	WA	2 6	4 4	4 4	5 5	6 7	3 6	4 6	2 6	0 5	4 6	0 0	0 0	16.6 14.8		9.40 9.20		26.000 31.000	57.000
9.	STONE	Jackson	NZL	0 4	3 4	2 6	4 6	2 5	3 6	3 4	4 6	4 6	7 3	0 0	0 0	16.8 15.0		9.30 8.80		26.100 30.600	56.700
10.	TORBAY	Zachary	NSW	4 2	4 3	4 6	4 6	2 6	1 6	1 6	2 3	2 7	6 7	0 0	0 2	17.0 14.6		9.70 9.40		26.700 30.000	56.700
11.	LORBEER	Oscar	WA	3 4	4 6	1 6	4 4	2 3	1 4	4 4	4 4	2 3	4 8	0 0	0 1	17.1 15.3		9.50 9.20		26.600 29.800	56.400
12.	LILL	Cooper	QLD	2 4	1 8	2 8	2 4	5 6	4 6	6 6	2 5	3 4	4 6	0 0	0 0	16.9 14.3		9.30 9.20		26.200 30.100	56.300
13.	KERR	Nicholas	TAS	6 4	6 3	4 4	4 4	3 2	3 6	3 5	2 4	2 4	2 8	0 0	1 2	16.4 15.4		9.80 9.90		26.200 30.000	56.200

				S1	S2	S3	S4	S5	S6	S7	S8	S9	S10	L	A	E	D	H	Time	Total	Score
14.	FAVELLE	Jack	 NSW	4	4	4	6	4	3	4	3	3	6	0	0	15.9		9.40		25.300	56.200
				6	6	6	6	5	3	4	4	6	6	0	0	14.8	6.9	9.20		30.900	
15.	JONES	Bailey	 NSW	2	2	2	3	4	4	6	6	3	2	0	0	16.6		9.70		26.300	56.150
				3	4	2	6	6	2	5	6	3	4	0	0	15.9	4.3	9.65		29.850	
16.	AMES	Oliver	 NSW	4	6	4	5	2	2	1	2	2	3	0	0	16.9		9.70		26.600	56.100
				2	4	6	8	7	6	8	5	4	8	0	0	14.2	6.0	9.30		29.500	
17.	RONAN	Jarrah	 VIC	2	4	6	2	2	2	2	2	5	4	0	1	16.8		9.80		26.600	56.100
				3	4	6	6	6	6	8	6	6	7	0	2	14.0	6.0	9.50		29.500	
18.	KOUTOULIS	Max	 TAS	2	6	4	7	4	3	3	4	4	2	0	0	16.1		9.80		25.900	55.700
				3	4	8	8	8	6	3	5	6	6	0	0	14.3	5.9	9.60		29.800	
19.	GEELAN	Ethan	 NSW	6	4	4	5	4	4	3	3	6	6	0	0	15.5		9.90		25.400	55.600
				8	4	6	6	8	6	6	6	7	7	0	0	13.6	7.2	9.40		30.200	
20.	AHLGREN	Sigge	 SA	4	5	4	3	3	5	4	1	3	5	0	0	16.3		9.70		26.000	55.400
				4	5	3	8	7	5	5	5	4	6	0	0	14.8	5.7	8.90		29.400	
21.	FRENCH	Billy	 TAS	5	5	6	4	5	3	2	2	4	2	0	0	16.2		9.80		26.000	55.300
				8	7	6	8	7	6	6	6	6	9	0	1	13.0	6.9	9.40		29.300	
22.	BRETT	Kyle	 NSW	6	5	2	4	3	2	2	2	4	8	0	0	16.2		9.90		26.100	55.200
				6	3	5	5	6	6	6	3	4	8	0	0	14.8	4.8	9.50		29.100	
23.	HARRIS	Jayden	 NSW	4	6	4	7	4	4	2	1	2	2	0	0	16.4		9.80		26.200	55.100
				4	4	5	6	4	5	6	4	4	3	0	0	15.5	3.9	9.50		28.900	
24.	MCLEOD	Leuca	 QLD	6	4	4	4	4	5	6	4	5	6	0	4	14.8		9.90		24.700	55.000
				4	5	6	4	5	6	4	4	6	8	0	3	14.5	6.0	9.80		30.300	
25.	GOFF	Dylan	 TAS	4	4	4	5	5	4	3	4	6	5	0	0	15.6		9.90		25.500	54.500
				7	4	5	4	6	5	6	4	5	6	0	0	14.8	5.1	9.10		29.000	
26.	GOODWIN	Lachlan	 WA	2	5	4	6	6	4	5	5	5	4	0	0	15.4		9.40		24.800	53.800
				4	4	6	6	6	5	6	8	8	8	0	2	13.7	5.9	9.40		29.000	
27.	CRACK	Dylan	 TAS	6	4	6	5	5	4	3	2	4	5	0	0	15.6		9.20		24.800	53.600
				4	4	8	6	6	6	5	6	6	7	0	2	14.0	5.6	9.20		28.800	
28.	COX	Callum	 NSW	4	5	4	4	6	4	6	4	4	6	0	0	15.3		9.70		25.000	53.400
				5	6	6	6	4	8	6	3	8	8	0	0	14.0	5.3	9.10		28.400	

				S1	S2	S3	S4	S5	S6	S7	S8	S9	S10	L	A	E	D	H	Time	Total	Score
29.	HISCOCK	Harry	 SA	3	4	4	5	4	2	4	2	5	7	0	20	14.0		9.30		23.300	52.700
				4	4	2	4	6	4	4	2	3	7	0	20	14.0	6.5	8.90		29.400	
30.	PARDEY	Blake	 NSW	4	5	3	5	3	1	2	2	2	1	0	0	17.2		9.50		26.700	47.000
				3	4	6	5	6	5	8					0	10.3	4.4	5.60		20.300	
31.	BUTLER	Samuel	 ACT	3	4	5	4	6	4	4	4	4	6	0	1	15.5		9.80		25.300	43.000
				6	7	8	6	8	9						0	7.6	4.8	5.30		17.700	

Generated by sporttech.io official scoring system at **Jun 1, 2017 8:11:23 PM**. Live results at www.sporttech.io/explore.



© 2013–2016  Sporttech Ltd.

[Contact us](#)



2017 Australian Championships Melbourne, 31 May - 4 June
Individual trampoline – Under 13 Male TRP – Final

				S1	S2	S3	S4	S5	S6	S7	S8	S9	S10	L	A	E	D	H	Time	Total	Score
1.	SITKOWSKI	Troy	NSW	4	5	6	2	6	4	4	5	6	5	0	0	15.3	7.1	9.10		31.500	92.200
2.	TIDD	Cameron	SA	3	0	4	2	4	3	3	3	4	4	0	0	17.0	6.4	9.80		33.200	90.500
3.	MANN-BETANZOS	Ronan	NSW	6	4	4	6	6	2	6	4	6	8	0	0	14.8	7.6	9.80		32.200	89.600
3.	O'NEILL	Jack	VIC	6	5	4	6	6	6	6	4	4	6	0	0	14.7	7.2	9.70		31.600	89.600
5.	STONE	Jackson	NZL	5	2	6	4	4	5	3	6	6	6	0	1	15.2	7.8	9.30		32.300	89.000
5.	CHU	Andy	QLD	4	4	2	5	5	6	4	2	5	8	0	0	15.5	6.0	9.30		30.800	89.000
7.	VAN BEEK	John	WA	6	3	4	5	6	6	6	4	4	5	0	0	15.1	7.0	9.00		31.100	88.100
8.	DANILOVIC	Luka	SA	2	4	6	4	4	6	6	2	4	4	0	0	15.8	5.3	9.60		30.700	87.800
9.	BRETT	Kaleb	NSW	6	7	6	6	6	6	6	4	4	7	0	20	12.2	7.2	8.80		28.200	86.100
10.	TORBAY	Zachary	NSW	4	4	6	8	7	6	6	5	6	7	0	2	13.9	6.0	9.40		29.300	86.000
11.	LORBEER	Oscar	WA	2	4	4	6	7	6	6	8	6			0	13.1	4.1	8.00		25.200	81.600

Generated by sporttech.io official scoring system at Jun 1, 2017 8:44:47 PM. Live results at www.sporttech.io/explore.

