





























2017 Australian Championships Melbourne, 31 May - 4 June
Individual trampoline – Under 13 Female TRP – Qualification

				S1	S2	S3	S4	S5	S6	S7	S8	S9	S10	L	A	E	D	H	Time	Total	Score
1.	RENDOTH	Anika	NSW	0 2	0 0	1 2	0 2	1 2	2 2	1 2	2 0	2 1	2 2	0 0	2 2	18.7 18.3		9.50 9.60		28.200 33.700	61.900
2.	ALLMAN	Isabelle	SA	2 2	2 2	1 2	1 2	0 2	1 4	0 2	0 1	1 4	2 6	0 0	0 2	19.0 17.1		9.90 9.70		28.900 32.700	61.600
3.	BARR	Mali	NSW	0 0	0 0	0 0	0 0	0 0	0 0	0 0	0 0	0 0	0 0	0 0	20 24	18.0 17.6		9.80 9.20		27.800 33.800	61.600
4.	KAKARAS	Phoebe	VIC	0 0	0 0	0 0	0 0	0 0	0 0	0 0	0 0	0 0	0 0	0 0	16 26	18.4 17.4		9.80 9.70		28.200 32.500	60.700
5.	CAMPBELL	Reannan	QLD	0 0	0 0	0 0	0 0	0 0	0 0	0 0	0 0	0 0	0 0	0 0	11 51	18.9 14.9		10.00 9.70		28.900 31.200	60.100
6.	CATLETT	Koralee	NSW	2 6	3 7	1 7	2 4	4 4	2 6	1 6	1 4	0 6	1 8	0 0	0 2	18.3 14.0		10.00 9.40		28.300 31.600	59.900
7.	CALCATJICOS	Alyssa	VIC	3 6	1 3	1 4	1 6	1 6	1 6	2 7	2 6	2 7	1 6	0 0	1 2	18.4 14.1		9.90 9.80		28.300 31.300	59.600
8.	THOMSON	Brooke	SA	2 4	3 4	0 4	1 4	1 2	2 4	2 6	0 3	2 4	2 4	0 0	0 1	18.5 16.0		9.80 9.50		28.300 30.900	59.200
9.	FONUUA	Tamia	NSW	2 5	1 6	1 4	2 5	4 4	2 4	2 5	1 4	2 6	2 4	0 0	0 3	18.1 15.0		9.80 9.40		27.900 31.000	58.900
10.	SWIFT	Mia	NSW	2 7	1 2	4 4	3 4	2 6	0 4	2 6	2 6	2 6	2 7	0 0	0 0	18.0 14.8		9.60 9.50		27.600 30.800	58.400
11.	SYMONDS	Alana	QLD	5 3	4 4	4 4	4 6	2 5	1 4	3 3	2 1	2 3	3 6	0 0	2 2	16.8 15.9		9.90 9.70		26.700 31.600	58.300
12.	COOKSEY	Georgia	NSW	4 3	4 4	3 3	4 5	2 4	2 4	2 3	2 4	2 3	1 4	0 0	1 1	17.3 16.2		9.80 9.70		27.100 31.100	58.200
13.	SCOTT-THOMAS	Grace	VIC	1 6	2 3	2 5	2 4	3 6	1 4	0 5	2 4	3 4	3 5	0 0	0 2	18.1 15.2		9.80 9.60		27.900 30.000	57.900

				S1	S2	S3	S4	S5	S6	S7	S8	S9	S10	L	A	E	D	H	Time	Total	Score
14.	STOKES	Brighton	 NSW	0	0	0	0	0	0	0	0	0	0	0	26	17.4		9.60		27.000	57.900
				0	0	0	0	0	0	0	0	0	0	0	62	13.8	7.9	9.20		30.900	
15.	TIBBITS	Jessica	 SA	3	2	4	3	2	4	3	2	3	2	0	0	17.2		9.60		26.800	57.700
				3	4	3	2	4	6	6	2	3	7	0	0	16.0	5.0	9.90		30.900	
16.	SEPPING	Hayley	 NSW	0	0	0	0	0	0	0	0	0	0	0	27	17.3		9.80		27.100	57.500
				0	0	0	0	0	0	0	0	0	0	0	68	13.2	7.8	9.40		30.400	
17.	MCGILLIVRAY	Katie	 VIC	2	3	1	1	4	2	2	3	5	4	0	0	17.3		9.50		26.800	57.300
				2	3	8	5	6	6	6	4	4	4	0	1	15.1	6.0	9.40		30.500	
18.	BELL	Elise	 NSW	3	4	1	3	4	2	5	1	4	3	0	0	17.0		9.20		26.200	57.200
				6	0	3	4	5	5	6	4	5	6	0	0	15.6	6.4	9.00		31.000	
19.	MITCHELL	Chloe	 NSW	2	3	3	3	1	0	0	0	4	6	0	2	17.6		9.30		26.900	56.600
				6	2	6	6	7	1	5	6	5	6	0	2	14.8	5.4	9.50		29.700	
20.	CROTTY	Rebecca	 QLD	0	0	0	0	0	0	0	0	0	0	0	29	17.1		9.80		26.900	56.500
				0	0	0	0	0	0	0	0	0	0	0	58	14.2	6.0	9.40		29.600	
21.	FRANTZ	Emerson	 SA	2	3	1	2	2	1	2	2	7	4	0	0	17.4		9.40		26.800	56.400
				3	4	4	4	1	4	6	3	7	6	0	1	15.7	4.5	9.40		29.600	
22.	GRIFFIN	Lucinda	 SA	2	4	3	4	4	1	2	4	6	4	0	2	16.4		9.40		25.800	55.600
				3	4	3	4	3	5	5	4	6	4	0	1	15.8	4.4	9.60		29.800	
23.	WRIGHT	Chelsea	 NSW	2	3	2	4	2	1	3	1	4	6	0	0	17.2		9.40		26.600	55.600
				5	5	4	4	3	6	6	6	4	8	0	2	14.7	5.3	9.00		29.000	
24.	TELECICAN	Luna	 QLD	2	4	2	2	0	4	4	2	2	3	0	3	17.2		9.80		27.000	55.500
				3	5	6	5	7	5	4	7	4	6	0	2	14.6	5.0	8.90		28.500	
25.	GORANOVA	Kristina	 SA	2	0	1	4	5	4	5	2	3	2	0	0	17.2		9.70		26.900	55.400
				4	6	6	6	7	4	5	6	2	8	0	2	14.4	5.0	9.10		28.500	
26.	JENKINS	Freya	 QLD	0	0	0	0	0	0	0	0	0	0	0	43	15.7		9.40		25.100	54.800
				0	0	0	0	0	0	0	0	0	0	0	47	15.3	5.0	9.40		29.700	
27.	MARR	Natalie	 VIC	4	4	3	4	3	1	2	2	4	6	0	3	16.4		9.70		26.100	54.400
				6	8	6	7	6	6	8	6	4	8	0	2	13.3	5.4	9.60		28.300	
28.	TARLINGTON	Jennaya	 NSW	0	0	0	0	0	0	0	0	0	0	0	33	16.7		9.50		26.200	54.300
				0	0	0	0	0	0	0	0	0	0	0	58	14.2	4.3	9.60		28.100	

				S1	S2	S3	S4	S5	S6	S7	S8	S9	S10	L	A	E	D	H	Time	Total	Score
29.	HAMPSON	Grace	 QLD	0	0	0	0	0	0	0	0	0	0	0	45	15.5		9.70		25.200	54.300
				0	0	0	0	0	0	0	0	0	0	0	47	15.3	4.3	9.50		29.100	
30.	JOHNSTON	Sophie	 NSW	0	0	0	0	0	0	0	0	0	0	0	31	16.9		9.50		26.400	54.200
				0	0	0	0	0	0	0	0	0	0	0	74	12.6	6.0	9.20		27.800	
31.	JOHNSTON	Piper	 NSW	5	4	6	6	4	3	2	5	6	7	0	0	15.2		9.80		25.000	53.300
				5	6	4	7	6	4	6	6	6	7	0	0	14.3	4.3	9.70		28.300	
32.	DARRICK	Amber	 TAS	0	0	0	0	0	0	0	0	0	0	0	49	15.1		9.50		24.600	53.200
				0	0	0	0	0	0	0	0	0	0	0	61	13.9	5.4	9.30		28.600	
33.	GARDINER	Eloise	 ACT	0	0	0	0	0	0	0	0	0	0	0	56	14.4		9.60		24.000	51.700
				0	0	0	0	0	0	0	0	0	0	0	62	13.8	4.6	9.30		27.700	
34.	ADAMS	Harper	 NSW	6	6	3	5	6	2	0	3	2	6	0	2	15.9		9.70		25.600	45.100
				7	4	5	6	6	5	8				0	9.9	3.5	6.10		19.500		
35.	MCAVANEY	Charlotte	 SA	4	4	4	6	6	8	8				0	10.0		6.90		16.900	44.500	
				4	6	6	6	8	8	8	4	6	4	0	2	13.8	4.4	9.40		27.600	
36.	DAVEY	Amie	 VIC	4	4	5	8							0	5.9		3.70		9.600	35.900	
				4	4	4	6	7	6	7	4	5	8	0	20	12.5	4.4	9.40		26.300	
37.	GIKAS	Anastasia	 NSW	5	5	6	3	3	3	3	4	5	6	0	0	15.7		9.80		25.500	34.300
				6	6	8								0	4.0	2.0	2.80		8.800		
38.	WEBSTER	Olivia	 WA	0	0	0	0	0	0	0	0	0	0	0	26	17.4		9.50		26.900	32.900
				0	0									9	3.1	1.2	1.70		6.000		
39.	BOOTHE	Elisa	 NSW	2	4	4	6	4	5	5	3	3	2	0	0	16.2		9.70		25.900	25.900

Generated by sporttech.io official scoring system at Jun 1, 2017 8:55:51 PM. Live results at www.sporttech.io/explore.





2017 Australian Championships Melbourne, 31 May - 4 June
Individual trampoline – Under 13 Female TRP – Final

					S1	S2	S3	S4	S5	S6	S7	S8	S9	S10	L	A	E	D	H	Time	Total	Score
1.	BARR	Mali	NSW		0	0	0	0	0	0	0	0	0	0	0	22	17.8	7.0	9.60		34.400	96.000
2.	RENDOTH	Anika	NSW		0	0	0	0	0	0	0	0	0	0	0	16	18.4	5.8	9.60		33.800	95.700
3.	ALLMAN	Isabelle	SA		0	0	0	0	0	0	0	0	0	0	0	26	17.4	5.9	9.60		32.900	94.500
4.	KAKARAS	Phoebe	VIC		0	0	0	0	0	0	0	0	0	0	0	25	17.5	5.4	9.70		32.600	93.300
5.	CAMPBELL	Reannan	QLD		0	0	0	0	0	0	0	0	0	0	0	40	16.0	6.6	9.60		32.200	92.300
6.	CATLETT	Koralee	NSW		0	0	0	0	0	0	0	0	0	0	0	56	14.4	8.2	9.60		32.200	92.100
7.	CALCATJICOS	Alyssa	VIC		0	0	0	0	0	0	0	0	0	0	0	50	15.0	7.4	9.50		31.900	91.500
8.	THOMSON	Brooke	SA		0	0	0	0	0	0	0	0	0	0	0	42	15.8	5.4	10.00		31.200	90.400
9.	FONUA	Tamia	NSW		0	0	0	0	0	0	0	0	0	0	0	49	15.1	6.6	9.60		31.300	90.200
10.	SWIFT	Mia	NSW		0	0	0	0	0	0	0	0	0	0	0	61	13.9	6.5	8.80		29.200	87.600

Generated by sporttech.io official scoring system at Jun 1, 2017 9:34:32 PM. Live results at www.sporttech.io/explore.

