

2018 MAG AGC Day 1







Meet Results

May 21-27, 2018

Men / 10

Session: 16M

Judge's Signatures







Rank	Num	Name	Gym	Diff							AA
1T	137	Adam RUSGNACH	NSW	Diff: 4.000 Exec: 8.233 ND: Final: 12.233 Place: 1T	4.300 8.100 . 12.400 1	4.200 7.466 . 11.666 7	3.200 9.033 . 12.233 9T	3.800 8.433 . 12.233 8	3.400 7.166 . 10.566 15	71.331 1T	
1T	304	Ethan MCCORMACK	VIC	Diff: 4.000 Exec: 8.066 ND: Final: 12.066 Place: 3	2.400 8.366 . 10.766 7	3.500 8.500 . 12.000 6	4.000 9.133 . 13.133 4	3.700 8.866 . 12.566 1	3.200 7.600 . 10.800 12	71.331 1T	
3	210	Simon CONSTABLE	QLD	Diff: 3.400 Exec: 8.200 ND: Final: 11.600 Place: 10	2.600 7.633 . 10.233 7	3.600 8.866 . 12.466 3	4.000 9.166 . 13.166 2*	2.500 9.033 . 11.533 17*	3.700 7.800 . 11.500 4	70.498 3	
4	308	Philip STEWART	VIC	Diff: 4.000 Exec: 8.533 ND: -0.300 Final: 12.233 Place: 1T	3.200 7.133 . 10.333 10T	4.100 7.966 . 12.066 5	3.200 8.966 . 12.166 12*	3.700 8.600 . 12.300 5T	3.700 7.666 . 11.366 6	70.464 4	
5	300	Ben HOLDEN	VIC	Diff: 3.700 Exec: 8.200 ND: Final: 11.900 Place: 6	2.400 8.566 . 10.966 6	3.500 7.966 . 11.466 8	3.200 8.633 . 11.833 19	3.300 9.033 . 12.333 3T	2.900 8.133 . 11.033 9	69.531 5	
6	205	Jean NICK	QLD	Diff: 3.400 Exec: 8.033 ND: Final: 11.433 Place: 13T	4.100 6.900 . 11.000 5	3.500 7.900 . 11.400 9	3.200 8.833 . 12.033 17	3.200 8.900 . 12.100 10	2.500 8.433 . 10.933 10	68.899 6	
7	136	JAE NAGEL	NSW	Diff: 3.200 Exec: 6.500 ND: Final: 9.700 Place: 24	2.700 6.966 . 9.666 17	5.100 7.800 . 12.900 1	4.000 9.033 . 13.033 5	3.100 8.700 . 11.800 14	3.400 8.233 . 11.633 2	68.732 7	
8	208	Kyle MCCARTNEY	QLD	Diff: 4.000 Exec: 7.766 ND: Final: 11.766 Place: 8	2.600 7.466 . 10.066 15	2.400 8.433 . 10.833 13	3.200 9.133 . 12.333 7	3.200 9.100 . 12.300 5T	2.500 7.800 . 10.300 18T	67.598 8	
9	135	RASMUS BRETH-PETERSEN	NSW	Diff: 3.600 Exec: 7.066 ND: -0.600 Final: 10.066 Place: 23	3.000 7.666 . 10.666 8	3.900 7.166 . 11.066 11	3.200 8.900 . 12.100 14	3.200 8.800 . 12.000 11	3.500 8.100 . 11.600 3	67.498 9	
10	206	Lachlan ROWAN	QLD	Diff: 4.100 Exec: 8.066 ND: -0.300 Final: 11.866 Place: 7	3.700 7.766 . 11.466 3	1.800 8.233 . 10.033 21	3.200 7.966 . 10.866 24	3.000 8.233 . 11.233 22T	2.600 8.300 . 10.900 11	66.364 10	

2018 MAG AGC Day 1

Meet Results

May 21-27, 2018

Men / 10
Session: 16M







Rank	Num	Name	Gym	Diff							AA
11	212	Kipngetch KEMEI	QLD	Diff: 3.600	3.900	3.000	3.200	2.500	2.100		
				Exec: 7.800	6.433	7.366	9.066	9.400	8.200		
				ND: -0.300							
				Final: 11.100	10.333	10.366	12.266	11.900	10.300		66.265
				Place: 18	10T	18	8	13	18T		11
12	214	Glenn NILSON	QLD	Diff: 2.900	2.800	3.200	3.200	3.000	2.700		
				Exec: 7.833	6.900	7.533	8.966	9.300	7.833		
				ND: -0.400							
				Final: 10.333	9.700	10.733	12.166	12.300	10.533		65.765
				Place: 21	16	15	12*	5T	16		12
13	305	Ryan O'KEEFFE	VIC	Diff: 3.300	3.600	2.700	3.200	3.500	3.500		
				Exec: 8.533	5.833	7.033	9.233	8.833	6.033		
				ND: -0.300							
				Final: 11.533	9.433	9.733	12.433	12.333	9.533		64.998
				Place: 11	18	22	6	3T	21		13
14	307	Oliver DILNUTT	VIC	Diff: 3.900	2.600	2.600	3.200	3.100	3.400		
				Exec: 6.266	8.700	7.000	8.400	8.266	6.066		
				ND: -		-0.300					
				Final: 10.166	11.300	9.300	11.600	11.366	9.466		63.198
				Place: 22	4	27	22	19T	22		14
15	102	Alexander MCDONALD	ACT	Diff: 5.000	2.600	3.300	4.800	3.500	3.500		
				Exec: 5.833	4.633	6.033	8.800	7.866	7.566		
				ND: -0.200			-0.100				
				Final: 10.633	7.233	9.333	13.500	11.366	11.066		63.131
				Place: 19	23	26	1	19T	8		15
16	209	Jordan VANDERWAL	QLD	Diff: 3.100	3.100	3.600	3.200	3.000	2.300		
				Exec: 8.566	7.500	6.966	8.666	8.933	7.800		
				ND: -					-4.000		
				Final: 11.666	10.600	10.566	11.866	11.933	6.100		62.731
				Place: 9	9	17	18	12	24		16
17	134	Robert FASSONE	NSW	Diff: 3.700	2.400	3.000	4.000	3.000	2.600		
				Exec: 6.400	6.066	7.333	8.233	7.766	7.866		
				ND: -0.600							
				Final: 9.500	8.466	10.333	12.233	10.766	10.466		61.764
				Place: 25	21	19	9T	24	17		17
18	207	Adam PARKER	QLD	Diff: 3.900	2.300	3.400	3.200	3.100	2.900		
				Exec: 8.066	6.066	7.366	8.866	8.633	7.700		
				ND: -	-4.000						
				Final: 11.966	4.366	10.766	12.066	11.733	10.600		61.497
				Place: 5	24	14	15*	15	14		18
19	213	Tristan COLLINS	QLD	Diff: 3.900	2.600	3.400	2.400	3.400	3.100		
				Exec: 6.066	6.033	6.866	8.733	6.533	7.533		
				ND: -0.600							
				Final: 9.366	8.633	10.266	11.133	9.933	10.633		59.964
				Place: 26	20	20	23	26	13		19
20	211	Jeremy MILNE	QLD	Diff: 3.500	2.300	2.700	2.400	2.500	2.800		
				Exec: 8.100	5.000	6.866	7.800	9.033	6.800		
				ND: -0.100			-0.300				
				Final: 11.500	7.300	9.566	9.900	11.533	9.600		59.399
				Place: 12	22	24	26	17*	20		20

2018 MAG AGC Day 1

Meet Results

May 21-27, 2018

Men / 10
Session: 16M

Rank	Num	Name	Gym							AA
21	138	Joseph D'SOUZA-BULLMAN	NSW	Diff:	3.400	4.200	3.200	3.000	3.500	
				Exec:	6.866	8.600	8.600	8.633	7.900	
				ND:						
				Final:	10.266	12.800	11.800	11.633	11.400	57.899
				Place: 27*	12	2	20	16	5	21
22	139	JOEL BROWN	NSW	Diff: 4.600	2.600	2.800	2.700	
				Exec: 7.200	7.633	9.566	8.433	
				ND: -0.600	
				Final: 11.200	10.233	12.366	11.133	44.932
				Place: 17	13*	28*	27*	2	7	22
23	309	Ellis GRADASCEVIC	VIC	Diff: 3.500	3.800	2.800	3.400	
				Exec: 7.900	6.866	8.033	7.933	
				ND:	
				Final: 11.400	10.666	10.833	11.333	44.232
				Place: 15	25*	16	25	21	25*	23
24	101	Alexander BARRAS	ACT	Diff: 4.900	2.700	3.200	2.900	
				Exec: 5.766	6.700	8.533	9.233	
				ND: -0.100	
				Final: 10.566	9.400	11.733	12.133	43.832
				Place: 20	25*	25	21	9	25*	24
25	306	Billy MCLEAN	VIC	Diff:	4.400	3.600	4.100	3.200	
				Exec:	7.300	6.300	5.233	8.466	
				ND:	-0.300	
				Final:	11.700	9.600	9.333	11.666	42.299
				Place: 27*	2	23	27*	27	1	25
26	356	Harrison JONES	WA	Diff:	2.800	3.100	4.400	4.100	
				Exec:	6.000	7.766	6.833	4.966	
				ND:	
				Final:	8.800	10.866	11.233	9.066	39.965
				Place: 27*	19	12	27*	22T	23	26
27	299	Drew AGGENBACH	VIC	Diff: 3.300	3.400	4.000	
				Exec: 9.033	8.766	9.166	
				ND: -0.300	
				Final: 12.033	12.166	13.166	37.365
				Place: 4	25*	4	2*	28*	25*	27
28	301	Nick SILAGY	VIC	Diff: 3.400	3.500	3.200	
				Exec: 8.433	7.700	8.866	
				ND: -0.400	
				Final: 11.433	11.200	12.066	34.699
				Place: 13T	25*	10	15*	28*	25*	28
29	302	Anthony DORRINGTON	VIC	Diff: 3.700	4.000	2.600	
				Exec: 8.066	8.200	7.900	
				ND: -0.400	
				Final: 11.366	12.200	10.500	34.066
				Place: 16	25*	28*	11	25	25*	29
30	303	Robert CREA	VIC	Diff:	
				Exec:	
				ND:	
				Final:	0.000
				Place: 27*	25*	28*	27*	28*	25*	30