







# 2018 MAG AGC Day 1

## Meet Results

May 21-27, 2018

Men / 10  
Session: 16M  
Judge's Signatures







Rank	Num	Name	Gym							AA
1T	137	Adam RUSGNACH	NSW	Diff: 4.000	4.300	4.200	3.200	3.800	3.400	
				Exec: 8.233	8.100	7.466	9.033	8.433	7.166	
				ND: .	.	.	.	.	.	
				Final: <b>12.233</b>	<b>12.400</b>	11.666	12.233	12.233	10.566	<b>71.331</b>
				Place: <b>1T</b>	<b>1</b>	7	9T	8	15	<b>1T</b>
1T	304	Ethan MCCORMACK	VIC	Diff: 4.000	2.400	3.500	4.000	3.700	3.200	
				Exec: 8.066	8.366	8.500	9.133	8.866	7.600	
				ND: .	.	.	.	.	.	
				Final: 12.066	10.766	12.000	13.133	<b>12.566</b>	10.800	<b>71.331</b>
				Place: 3	7	6	4	<b>1</b>	12	<b>1T</b>
3	210	Simon CONSTABLE	QLD	Diff: 3.400	2.600	3.600	4.000	2.500	3.700	
				Exec: 8.200	7.633	8.866	9.166	9.033	7.800	
				ND: .	.	.	.	.	.	
				Final: 11.600	10.233	12.466	13.166	11.533	11.500	70.498
				Place: 10	13*	3	2*	17*	4	3
4	308	Philip STEWART	VIC	Diff: 4.000	3.200	4.100	3.200	3.700	3.700	
				Exec: 8.533	7.133	7.966	8.966	8.600	7.666	
				ND: -0.300	.	.	.	.	.	
				Final: <b>12.233</b>	10.333	12.066	12.166	12.300	11.366	70.464
				Place: <b>1T</b>	10T	5	12*	5T	6	4
5	300	Ben HOLDEN	VIC	Diff: 3.700	2.400	3.500	3.200	3.300	2.900	
				Exec: 8.200	8.566	7.966	8.633	9.033	8.133	
				ND: .	.	.	.	.	.	
				Final: 11.900	10.966	11.466	11.833	12.333	11.033	69.531
				Place: 6	6	8	19	3T	9	5
6	205	Jean NICK	QLD	Diff: 3.400	4.100	3.500	3.200	3.200	2.500	
				Exec: 8.033	6.900	7.900	8.833	8.900	8.433	
				ND: .	.	.	.	.	.	
				Final: 11.433	11.000	11.400	12.033	12.100	10.933	68.899
				Place: 13T	5	9	17	10	10	6
7	136	JAE NAGEL	NSW	Diff: 3.200	2.700	5.100	4.000	3.100	3.400	
				Exec: 6.500	6.966	7.800	9.033	8.700	8.233	
				ND: .	.	.	.	.	.	
				Final: 9.700	9.666	<b>12.900</b>	13.033	11.800	11.633	68.732
				Place: 24	17	<b>1</b>	5	14	2	7
8	208	Kyle MCCARTNEY	QLD	Diff: 4.000	2.600	2.400	3.200	3.200	2.500	
				Exec: 7.766	7.466	8.433	9.133	9.100	7.800	
				ND: .	.	.	.	.	.	
				Final: 11.766	10.066	10.833	12.333	12.300	10.300	67.598
				Place: 8	15	13	7	5T	18T	8
9	135	RASMUS BRETH-PETERSEN	NSW	Diff: 3.600	3.000	3.900	3.200	3.200	3.500	
				Exec: 7.066	7.666	7.166	8.900	8.800	8.100	
				ND: -0.600	.	.	.	.	.	
				Final: 10.066	10.666	11.066	12.100	12.000	11.600	67.498
				Place: 23	8	11	14	11	3	9
10	206	Lachlan ROWAN	QLD	Diff: 4.100	3.700	1.800	3.200	3.000	2.600	
				Exec: 8.066	7.766	8.233	7.966	8.233	8.300	
				ND: -0.300	.	.	-0.300	.	.	
				Final: 11.866	11.466	10.033	10.866	11.233	10.900	66.364
				Place: 7	3	21	24	22T	11	10

# 2018 MAG AGC Day 1

## Meet Results

Men / 10  
Session: 16M

May 21-27, 2018







Rank	Num	Name	Gym	Diff							AA
11	212	Kipngetchi KEMEI	QLD	Diff: 3.600	3.900	3.000	3.200	2.500	2.100		
				Exec: 7.800	6.433	7.366	9.066	9.400	8.200		
				ND: -0.300							
				Final: 11.100	10.333	10.366	12.266	11.900	10.300		66.265
				Place: 18	10T	18	8	13	18T		11
12	214	Glenn NILSON	QLD	Diff: 2.900	2.800	3.200	3.200	3.000	2.700		
				Exec: 7.833	6.900	7.533	8.966	9.300	7.833		
				ND: -0.400							
				Final: 10.333	9.700	10.733	12.166	12.300	10.533		65.765
				Place: 21	16	15	12*	5T	16		12
13	305	Ryan O'KEEFFE	VIC	Diff: 3.300	3.600	2.700	3.200	3.500	3.500		
				Exec: 8.533	5.833	7.033	9.233	8.833	6.033		
				ND: -0.300							
				Final: 11.533	9.433	9.733	12.433	12.333	9.533		64.998
				Place: 11	18	22	6	3T	21		13
14	307	Oliver DILNUTT	VIC	Diff: 3.900	2.600	2.600	3.200	3.100	3.400		
				Exec: 6.266	8.700	7.000	8.400	8.266	6.066		
				ND: -		-0.300					
				Final: 10.166	11.300	9.300	11.600	11.366	9.466		63.198
				Place: 22	4	27	22	19T	22		14
15	102	Alexander MCDONALD	ACT	Diff: 5.000	2.600	3.300	4.800	3.500	3.500		
				Exec: 5.833	4.633	6.033	8.800	7.866	7.566		
				ND: -0.200			-0.100				
				Final: 10.633	7.233	9.333	<b>13.500</b>	11.366	11.066		63.131
				Place: 19	23	26	<b>1</b>	19T	8		15
16	209	Jordan VANDERWAL	QLD	Diff: 3.100	3.100	3.600	3.200	3.000	2.300		
				Exec: 8.566	7.500	6.966	8.666	8.933	7.800		
				ND: -					-4.000		
				Final: 11.666	10.600	10.566	11.866	11.933	6.100		62.731
				Place: 9	9	17	18	12	24		16
17	134	Robert FASSONE	NSW	Diff: 3.700	2.400	3.000	4.000	3.000	2.600		
				Exec: 6.400	6.066	7.333	8.233	7.766	7.866		
				ND: -0.600							
				Final: 9.500	8.466	10.333	12.233	10.766	10.466		61.764
				Place: 25	21	19	9T	24	17		17
18	207	Adam PARKER	QLD	Diff: 3.900	2.300	3.400	3.200	3.100	2.900		
				Exec: 8.066	6.066	7.366	8.866	8.633	7.700		
				ND: -	-4.000						
				Final: 11.966	4.366	10.766	12.066	11.733	10.600		61.497
				Place: 5	24	14	15*	15	14		18
19	213	Tristan COLLINS	QLD	Diff: 3.900	2.600	3.400	2.400	3.400	3.100		
				Exec: 6.066	6.033	6.866	8.733	6.533	7.533		
				ND: -0.600							
				Final: 9.366	8.633	10.266	11.133	9.933	10.633		59.964
				Place: 26	20	20	23	26	13		19
20	211	Jeremy MILNE	QLD	Diff: 3.500	2.300	2.700	2.400	2.500	2.800		
				Exec: 8.100	5.000	6.866	7.800	9.033	6.800		
				ND: -0.100			-0.300				
				Final: 11.500	7.300	9.566	9.900	11.533	9.600		59.399
				Place: 12	22	24	26	17*	20		20

# 2018 MAG AGC Day 1

## Meet Results

May 21-27, 2018

Men / 10  
Session: 16M

Rank	Num	Name	Gym	Diff							AA
21	138	Joseph D'SOUZA-BULLMAN	NSW	Diff: . . . . .	3.400	4.200	3.200	3.000	3.500		
				Exec: . . . . .	6.866	8.600	8.600	8.633	7.900		
				ND: . . . . .							
				Final: . . . . .	10.266	12.800	11.800	11.633	11.400		57.899
				Place: 27*	12	2	20	16	5		21
22	139	JOEL BROWN	NSW	Diff: 4.600	2.600	. . . . .	. . . . .	2.800	2.700		
				Exec: 7.200	7.633	. . . . .	. . . . .	9.566	8.433		
				ND: -0.600	. . . . .	. . . . .	. . . . .	. . . . .	. . . . .		
				Final: 11.200	10.233	. . . . .	. . . . .	12.366	11.133		44.932
				Place: 17	13*	28*	27*	2	7		22
23	309	Ellis GRADASCEVIC	VIC	Diff: 3.500	. . . . .	3.800	2.800	3.400	. . . . .		
				Exec: 7.900	. . . . .	6.866	8.033	7.933	. . . . .		
				ND: . . . . .	. . . . .	. . . . .	. . . . .	. . . . .	. . . . .		
				Final: 11.400	. . . . .	10.666	10.833	11.333	. . . . .		44.232
				Place: 15	25*	16	25	21	25*		23
24	101	Alexander BARRAS	ACT	Diff: 4.900	. . . . .	2.700	3.200	2.900	. . . . .		
				Exec: 5.766	. . . . .	6.700	8.533	9.233	. . . . .		
				ND: -0.100	. . . . .	. . . . .	. . . . .	. . . . .	. . . . .		
				Final: 10.566	. . . . .	9.400	11.733	12.133	. . . . .		43.832
				Place: 20	25*	25	21	9	25*		24
25	306	Billy MCLEAN	VIC	Diff: . . . . .	4.400	3.600	. . . . .	4.100	3.200		
				Exec: . . . . .	7.300	6.300	. . . . .	5.233	8.466		
				ND: . . . . .	. . . . .	-0.300	. . . . .	. . . . .	. . . . .		
				Final: . . . . .	11.700	9.600	. . . . .	9.333	<b>11.666</b>		42.299
				Place: 27*	2	23	27*	27	<b>1</b>		25
26	356	Harrison JONES	WA	Diff: . . . . .	2.800	3.100	. . . . .	4.400	4.100		
				Exec: . . . . .	6.000	7.766	. . . . .	6.833	4.966		
				ND: . . . . .	. . . . .	. . . . .	. . . . .	. . . . .	. . . . .		
				Final: . . . . .	8.800	10.866	. . . . .	11.233	9.066		39.965
				Place: 27*	19	12	27*	22T	23		26
27	299	Drew AGGENBACH	VIC	Diff: 3.300	. . . . .	3.400	4.000	. . . . .	. . . . .		
				Exec: 9.033	. . . . .	8.766	9.166	. . . . .	. . . . .		
				ND: -0.300	. . . . .	. . . . .	. . . . .	. . . . .	. . . . .		
				Final: 12.033	. . . . .	12.166	13.166	. . . . .	. . . . .		37.365
				Place: 4	25*	4	2*	28*	25*		27
28	301	Nick SILAGY	VIC	Diff: 3.400	. . . . .	3.500	3.200	. . . . .	. . . . .		
				Exec: 8.433	. . . . .	7.700	8.866	. . . . .	. . . . .		
				ND: -0.400	. . . . .	. . . . .	. . . . .	. . . . .	. . . . .		
				Final: 11.433	. . . . .	11.200	12.066	. . . . .	. . . . .		34.699
				Place: 13T	25*	10	15*	28*	25*		28
29	302	Anthony DORRINGTON	VIC	Diff: 3.700	. . . . .	. . . . .	4.000	2.600	. . . . .		
				Exec: 8.066	. . . . .	. . . . .	8.200	7.900	. . . . .		
				ND: -0.400	. . . . .	. . . . .	. . . . .	. . . . .	. . . . .		
				Final: 11.366	. . . . .	. . . . .	12.200	10.500	. . . . .		34.066
				Place: 16	25*	28*	11	25	25*		29
30	303	Robert CREA	VIC	Diff: . . . . .	. . . . .	. . . . .	. . . . .	. . . . .	. . . . .		
				Exec: . . . . .	. . . . .	. . . . .	. . . . .	. . . . .	. . . . .		
				ND: . . . . .	. . . . .	. . . . .	. . . . .	. . . . .	. . . . .		
				Final: . . . . .	. . . . .	. . . . .	. . . . .	. . . . .	. . . . .		0.000
				Place: 27*	25*	28*	27*	28*	25*		30