







2018 MAG AGC Day 1

Team Results







May 21-27, 2018

Rank	Gym	Team	Score						
1	VIC	V1	229.426	36.999 1	37.666 1	37.099 2	39.032 3	39.265 1	39.300 2
	348	Kent PIETERSE	13.233				12.933		
	308	Philip STEWART	12.233			12.066			
	353	Scott BROOKS	11.533			12.300	13.466	12.866	12.933
	354	Tyson BULL			13.733			12.766	13.800
	347	William SHUREY			12.333				
	352	Lachlan SMITH			11.600	12.733	12.633	13.633	12.533
2	QLD	Q1	227.561	36.766 3	35.599 3	36.866 3	41.199 1	37.366 2	39.700 1
	269	Heath THORPE	12.833			12.200	14.000		
	273	Michael TONE	12.333		13.366		14.033	12.400	12.700
	210	Simon CONSTABLE	11.600		10.233	12.466	13.166		
	268	Michael MERCIECA			12.000			12.333	14.300
	271	Mitchell JONES				12.200		12.633	12.600
3	NSW	N1	224.495	36.799 2	36.733 2	38.366 1	40.799 2	36.566 4	35.200 3
	183	Jarrold BUICK	12.333		12.300	12.433		12.533	10.800
	137	Adam RUSGNACH	12.233		12.400			12.233	
	186	Ben CONGEDI	12.233		12.033	13.033			
	136	JAE NAGEL				12.900	13.033	11.800	11.600
	185	Gabriel SWAN-MCLEAN					14.433		12.700
	184	CAMERON MALONE					13.333		
4	VIC	V2	215.060	35.999 4	33.966 4	35.632 4	38.732 4	37.232 3	33.400 5
	304	Ethan MCCORMACK	12.066			12.000	13.133	12.566	10.800
	299	Drew AGGENBACH	12.033			12.166	13.166		
	300	Ben HOLDEN	11.900		10.966	11.466		12.333	11.000
	306	Billy MCLEAN			11.700				11.600
	307	Oliver DILNUTT			11.300				
	305	Ryan O'KEEFFE					12.433	12.333	
5	QLD	Q2	206.894	35.598 5	33.066 5	32.999 6	36.432 6	36.333 5	32.400 6
	207	Adam PARKER	11.966			10.766	12.066		
	206	Lachlan ROWAN	11.866		11.466				10.900
	208	Kyle MCCARTNEY	11.766			10.833	12.333	12.300	
	205	Jean NICK			11.000	11.400	12.033	12.100	10.900
	209	Jordan VANDERWAL			10.600			11.933	
	213	Tristan COLLINS							10.600

2018 MAG AGC Day 1

Team Results

May 21-27, 2018

Rank	Gym	Team	Score						
6	NSW	N2	202.395	30.766	31.165	34.199	36.133	35.999	34.133
				7	6	5	7	6	4
	139	JOEL BROWN		11.200	10.233			12.366	11.133
	135	RASMUS BRETH-PETERS		10.066	10.666	11.066	12.100	12.000	11.633
	134	Robert FASSONE		9.500		10.333	12.233		
	138	Joseph D'SOUZA-BULLM			10.266	12.800	11.800	11.633	11.433
7	ACT	ACT	166.361	33.499	17.699	31.899	38.599	33.599	11.033
				6	7	7	5	7	7
	133	James BACUETI		12.300	10.466		13.366	10.100	
	102	Alexander MCDONALD		10.633	7.233	9.333	13.500	11.366	11.033
	101	Alexander BARRAS		10.566		9.400	11.733	12.133	
	132	Adam FALZARANO				13.166			