

2018 MAG AGC Day 2

Meet Results

May 21-27, 2018

Page: 1
Printed: 5/24/2018 11:23 AM

Men / 70 / All Ages

Session: 11M

Judge's Signatures

Rank	Num	Name/Gym								AA
1	220	Finlay JONES QLD	Prelims	Final: 12.733	10.400	13.100	11.666	13.000	11.700	72.599
			D/E: 4.4 / 8.433	3.3 / 7.100	4.7 / 8.400	2.7 / 8.966	3.8 / 9.200	3.0 / 8.700		
			ND: -0.1							
			Finals	Final: 13.066	10.333	13.066	11.166	12.633	11.933	72.197
			D/E: 4.4 / 8.666	2.9 / 7.433	4.6 / 8.466	2.7 / 8.766	3.8 / 8.833	3.0 / 8.933		
			ND: -0.3							
Combined Total: 144.796										
2	218	Cody CORBETT QLD	Prelims	Final: 13.066	11.166	12.666	10.900	11.800	11.200	70.798
			D/E: 4.2 / 8.866	3.0 / 8.166	4.3 / 8.366	1.6 / 9.300	2.9 / 8.900	2.9 / 8.300		
			ND:							
			Finals	Final: 13.233	11.000	12.666	11.333	12.233	11.833	72.298
			D/E: 4.2 / 9.033	3.0 / 8.000	4.3 / 8.366	1.7 / 9.633	3.0 / 9.233	3.0 / 8.833		
			ND:							
Combined Total: 143.096										
3	314	Tyrone LLAGUANO VIC	Prelims	Final: 12.166	11.333	12.166	11.600	12.133	11.766	71.164
			D/E: 4.3 / 7.866	3.3 / 8.033	3.4 / 8.766	2.7 / 8.900	3.2 / 8.933	2.5 / 9.266		
			ND:							
			Finals	Final: 12.933	11.466	11.466	11.400	11.933	12.066	71.264
			D/E: 4.8 / 8.133	3.3 / 8.166	3.3 / 8.166	2.7 / 8.800	3.1 / 8.833	2.5 / 9.566		
			ND: -0.1							
Combined Total: 142.428										
4	140	ETHAN CARLILE NSW	Prelims	Final: 12.900	11.033	10.700	12.333	11.600	11.833	70.399
			D/E: 4.4 / 8.500	2.8 / 8.233	2.8 / 7.900	3.5 / 8.833	2.5 / 9.100	3.0 / 8.833		
			ND:							
			Finals	Final: 13.200	10.666	10.733	12.633	11.400	12.000	70.632
			D/E: 4.4 / 8.800	2.8 / 7.866	2.4 / 8.333	3.5 / 9.133	2.5 / 8.900	3.0 / 9.000		
			ND:							
Combined Total: 141.031										
5	142	JAMES OGILVIE NSW	Prelims	Final: 12.733	10.633	11.500	12.366	11.833	10.733	69.798
			D/E: 4.2 / 8.533	2.5 / 8.133	3.4 / 8.100	3.5 / 8.966	3.1 / 8.733	1.8 / 8.933		
			ND: -0.1							
			Finals	Final: 12.466	10.166	12.466	12.633	11.733	11.200	70.664
			D/E: 4.1 / 8.366	2.5 / 7.666	3.8 / 8.666	3.5 / 9.233	3.1 / 8.633	1.8 / 9.400		
			ND: -0.1							
Combined Total: 140.462										
6	312	James PORTER VIC	Prelims	Final: 12.700	11.433	11.600	11.400	11.433	11.133	69.699
			D/E: 4.3 / 8.400	3.0 / 8.433	3.4 / 8.200	2.5 / 8.900	2.7 / 8.733	1.9 / 9.233		
			ND:							
			Finals	Final: 13.100	11.766	11.433	11.533	11.633	11.166	70.631
			D/E: 4.4 / 8.700	3.0 / 8.766	3.4 / 8.033	2.5 / 9.033	3.0 / 8.633	1.9 / 9.266		
			ND:							
Combined Total: 140.330										
7	141	MINATO THOMAS NSW	Prelims	Final: 13.000	10.166	11.033	11.633	11.866	11.700	69.398
			D/E: 4.5 / 8.500	3.0 / 7.166	2.4 / 8.633	2.7 / 8.933	2.9 / 8.966	3.7 / 8.000		
			ND:							
			Finals	Final: 13.200	11.266	11.000	10.500	11.233	11.933	69.132
			D/E: 4.6 / 8.600	2.9 / 8.366	2.3 / 8.700	2.7 / 7.900	2.8 / 8.433	3.8 / 8.133		
			ND: -0.1							
Combined Total: 138.530										







2018 MAG AGC Day 2

Meet Results

May 21-27, 2018

Page: 2
Printed: 5/24/2018 11:23 AM

Men / 70 / All Ages
Session: 11M

Rank	Num	Name/Gym								AA
8	360	Ryan INOUYE WA	Prelims	Final: 12.733	10.533	11.366	12.266	11.366	11.633	69.897
				D/E: 4.2 / 8.533	2.9 / 7.633	3.1 / 8.266	3.5 / 8.866	3.6 / 7.766	4.0 / 7.633	ND:
			Finals	Final: 10.566	10.933	12.100	11.200	11.100	12.133	68.032
				D/E: 3.4 / 7.166	2.9 / 8.033	3.2 / 8.900	2.5 / 8.700	3.7 / 7.400	4.0 / 8.133	ND:
Combined Total: 137.929										
9	277	Tyson SAMMELLS SA	Prelims	Final: 12.900	11.200	12.433	11.466	11.166	10.800	69.965
				D/E: 4.2 / 8.700	3.0 / 8.200	3.4 / 9.033	2.5 / 8.966	2.7 / 8.466	1.8 / 9.000	ND:
			Finals	Final: 12.433	9.033	12.466	11.533	11.166	11.100	67.731
				D/E: 4.2 / 8.233	3.0 / 6.033	3.5 / 8.966	2.6 / 8.933	2.7 / 8.466	1.9 / 9.200	ND:
Combined Total: 137.696										
10	215	Lachlan ABBINK QLD	Prelims	Final: 12.866	12.066	11.666	10.833	11.733	11.100	70.264
				D/E: 4.3 / 8.566	3.1 / 8.966	3.0 / 8.666	2.5 / 8.333	2.7 / 9.033	3.2 / 7.900	ND:
			Finals	Final: 12.333	11.100	11.033	9.866	12.100	10.866	67.298
				D/E: 4.3 / 8.033	2.9 / 8.200	3.0 / 8.033	2.5 / 7.466	2.8 / 9.300	3.2 / 7.666	ND:
Combined Total: 137.562										
11	310	Blake JACKWAY VIC	Prelims	Final: 13.000	9.800	11.300	11.200	10.966	10.233	66.499
				D/E: 4.2 / 8.800	2.4 / 7.400	2.3 / 9.000	1.6 / 9.600	2.7 / 8.266	1.8 / 8.433	ND:
			Finals	Final: 12.166	11.633	11.666	11.100	12.033	10.533	69.131
				D/E: 3.6 / 8.566	2.6 / 9.033	2.4 / 9.266	1.6 / 9.500	2.8 / 9.233	1.8 / 8.733	ND:
Combined Total: 135.630										
12	278	Timothy KITE SA	Prelims	Final: 11.866	9.333	11.000	12.700	10.766	11.933	67.598
				D/E: 3.2 / 8.666	1.9 / 7.433	2.1 / 8.900	3.5 / 9.200	2.4 / 8.366	2.9 / 9.033	ND:
			Finals	Final: 11.833	10.666	11.033	12.300	10.966	10.766	67.564
				D/E: 3.1 / 8.733	2.4 / 8.266	2.1 / 8.933	3.5 / 8.800	2.4 / 8.566	2.8 / 7.966	ND:
Combined Total: 135.162										
13	217	Kaimana BARRY QLD	Prelims	Final: 12.366	8.633	12.866	12.300	11.966	11.366	69.497
				D/E: 3.6 / 8.766	1.9 / 6.733	4.2 / 8.666	3.4 / 8.900	2.6 / 9.366	2.7 / 8.666	ND:
			Finals	Final: 12.166	6.833	12.266	12.000	12.200	10.100	65.565
				D/E: 3.6 / 8.566	3.3 / 3.533	4.1 / 8.166	3.4 / 8.700	2.7 / 9.500	2.9 / 7.200	ND:
Combined Total: 135.062										
14	361	Jayden SARICH WA	Prelims	Final: 13.133	10.166	10.500	11.900	11.300	9.600	66.599
				D/E: 4.6 / 8.533	3.0 / 7.166	2.3 / 8.200	3.5 / 8.700	3.0 / 8.300	2.3 / 7.300	ND:
			Finals	Final: 13.200	10.666	10.866	12.633	11.533	9.500	68.398
				D/E: 4.6 / 8.600	2.9 / 7.766	2.3 / 8.566	3.5 / 9.133	3.0 / 8.533	2.3 / 7.200	ND:
Combined Total: 134.997										







2018 MAG AGC Day 2

Meet Results

May 21-27, 2018

Page: 3
Printed: 5/24/2018 11:23 AM

Men / 70 / All Ages
Session: 11M

Rank	Num	Name/Gym								AA	
15	293	Alexander THOMPSON TAS	Prelims	Final: 13.100	10.200	10.400	11.366	12.600	12.133	69.799	
				D/E: 4.0 / 9.100	2.8 / 7.400	2.1 / 8.300	2.5 / 8.866	3.1 / 9.500	3.4 / 8.733		
			ND:								
			Finals	Final: 13.033	11.166	10.433	11.066	8.866	10.433	64.997	
				D/E: 4.3 / 8.733	2.9 / 8.266	2.2 / 8.233	2.5 / 8.566	2.5 / 7.866	3.4 / 7.033		
				ND:				-1.5			
				Combined Total: 134.796							
16	313	Nathan CHAN VIC	Prelims	Final: 12.366	9.966	10.600	10.833	12.633	10.800	67.198	
				D/E: 3.5 / 8.866	2.5 / 7.466	2.5 / 8.100	1.6 / 9.233	3.2 / 9.433	2.1 / 8.700		
			ND:								
			Finals	Final: 9.900	11.266	10.900	11.166	12.400	11.066	66.698	
				D/E: 3.0 / 6.900	2.5 / 8.766	2.3 / 8.600	1.6 / 9.566	3.1 / 9.300	2.1 / 8.966		
				ND:							
				Combined Total: 133.896							
17	295	Ethan LORING TAS	Prelims	Final: 12.233	9.700	11.300	10.500	11.733	10.800	66.266	
				D/E: 3.6 / 8.633	2.4 / 7.300	2.2 / 9.100	1.6 / 8.900	2.7 / 9.033	1.8 / 9.000		
			ND:								
			Finals	Final: 11.666	11.033	11.466	10.700	11.733	10.766	67.364	
				D/E: 4.1 / 7.666	2.9 / 8.133	2.2 / 9.266	1.6 / 9.100	2.8 / 8.933	1.9 / 8.866		
				ND:	-0.1						
				Combined Total: 133.630							
18	358	Joel HUMICH WA	Prelims	Final: 10.500	9.866	12.700	11.100	11.433	9.766	65.365	
				D/E: 4.2 / 6.600	3.3 / 6.566	4.3 / 8.400	2.7 / 8.700	3.3 / 8.133	1.6 / 8.166		
			ND:	-0.3			-0.3				
			Finals	Final: 10.766	9.866	13.133	12.000	12.100	10.266	68.131	
				D/E: 4.3 / 6.466	3.3 / 6.566	4.3 / 8.833	3.5 / 8.500	3.4 / 8.700	1.6 / 8.666		
				ND:							
				Combined Total: 133.496							
19	103	Milo WHITTINGHAM ACT	Prelims	Final: 12.033	9.233	11.266	11.433	11.700	10.933	66.598	
				D/E: 4.1 / 7.933	2.9 / 6.333	2.3 / 8.966	3.5 / 7.933	2.5 / 9.200	2.1 / 8.833		
			ND:								
			Finals	Final: 11.966	9.800	11.133	11.833	11.333	10.633	66.698	
				D/E: 4.2 / 7.766	2.5 / 7.300	2.3 / 8.833	3.5 / 8.333	2.4 / 8.933	2.1 / 8.533		
				ND:							
				Combined Total: 133.296							
20	294	Samuel LAYNG TAS	Prelims	Final: 11.433	9.466	10.766	10.666	12.066	11.233	65.630	
				D/E: 4.2 / 7.533	2.9 / 6.566	2.0 / 8.766	1.6 / 9.066	2.9 / 9.166	2.2 / 9.033		
			ND:	-0.3							
			Finals	Final: 12.300	11.366	11.366	10.966	11.933	8.900	66.831	
				D/E: 4.2 / 8.200	2.9 / 8.466	1.9 / 9.466	1.7 / 9.366	2.9 / 9.033	2.2 / 6.700		
				ND:	-0.1		-0.1				
				Combined Total: 132.461							
21	292	Harry DRIESSEN TAS	Prelims	Final: 12.233	9.400	10.466	10.666	11.833	11.066	65.664	
				D/E: 3.5 / 8.733	2.5 / 6.900	2.1 / 8.366	1.6 / 9.066	2.5 / 9.333	2.0 / 9.066		
			ND:								
			Finals	Final: 12.033	10.733	10.233	10.766	11.533	11.066	66.364	
				D/E: 3.5 / 8.533	3.0 / 7.733	2.1 / 8.133	1.6 / 9.166	2.5 / 9.033	2.1 / 8.966		
				ND:							
				Combined Total: 132.028							

2018 MAG AGC Day 2

Meet Results







May 21-27, 2018

Page: 4

Printed: 5/24/2018 11:23 AM

Men / 70 / All Ages

Session: 11M

Rank	Num	Name/Gym								AA
22	315	Livio CZARNY VIC	Prelims	Final: 13.133	8.233	11.066	10.533	11.700	11.000	65.665
				D/E: 4.7 / 8.433	1.9 / 6.333	2.2 / 8.866	2.4 / 8.133	2.8 / 8.900	2.1 / 8.900	ND:
			Finals	Final: 13.133	8.266	10.800	12.333	10.700	10.933	66.165
				D/E: 4.7 / 8.433	1.9 / 6.366	2.2 / 8.600	3.5 / 8.833	2.8 / 7.900	2.1 / 8.833	ND:
Combined Total: 131.830										
23	216	Dean CHANDLER QLD	Prelims	Final: 11.800	11.566	10.066	11.233	11.433	10.000	66.098
				D/E: 4.4 / 7.400	3.1 / 8.466	3.1 / 6.966	2.7 / 8.533	3.0 / 8.433	2.0 / 8.000	ND:
			Finals	Final: 11.566	10.333	10.966	11.600	11.333	9.900	65.698
				D/E: 4.4 / 7.166	3.0 / 7.333	3.7 / 7.266	2.7 / 8.900	3.0 / 8.333	2.0 / 7.900	ND:
Combined Total: 131.796										
24	145	SEBASTIAN MASSI NSW	Prelims	Final: 11.633	10.800	10.666	11.000	11.233	11.133	66.465
				D/E: 3.6 / 8.033	2.5 / 8.300	2.2 / 8.466	1.7 / 9.300	2.4 / 8.833	1.9 / 9.233	ND:
			Finals	Final: 12.166	9.066	10.766	11.000	11.533	10.566	65.097
				D/E: 3.6 / 8.566	1.8 / 7.266	2.2 / 8.566	1.6 / 9.400	2.5 / 9.033	1.9 / 8.666	ND:
Combined Total: 131.562										
25	311	Aidan BROWNE VIC	Prelims	Final: 12.866	7.033	10.766	11.866	11.100	10.733	64.364
				D/E: 4.2 / 8.666	1.9 / 5.133	2.1 / 8.666	2.7 / 9.166	2.3 / 8.800	1.9 / 8.833	ND:
			Finals	Final: 12.766	9.266	10.833	12.266	11.166	10.733	67.030
				D/E: 4.1 / 8.766	1.9 / 7.366	2.2 / 8.633	2.8 / 9.466	2.4 / 8.766	1.9 / 8.833	ND: -0.1
Combined Total: 131.394										
26	143	BRADY WHEELER NSW	Prelims	Final: 12.266	7.933	11.033	11.433	11.966	10.733	65.364
				D/E: 3.6 / 8.666	2.7 / 6.733	2.3 / 8.733	3.5 / 7.933	2.8 / 9.166	1.8 / 8.933	ND: -1.5
			Finals	Final: 11.533	10.933	11.200	10.100	11.733	10.366	65.865
				D/E: 3.7 / 7.933	2.8 / 8.133	2.3 / 8.900	2.7 / 7.500	2.9 / 8.833	1.8 / 8.566	ND: -0.1
Combined Total: 131.229										
27	359	Josiah HUNTER WA	Prelims	Final: 11.933	10.433	10.600	10.266	11.266	10.333	64.831
				D/E: 4.0 / 8.233	2.9 / 7.533	2.6 / 8.000	2.5 / 7.766	2.8 / 8.466	1.7 / 8.633	ND: -0.3
			Finals	Final: 10.900	11.466	11.700	9.900	11.666	10.033	65.665
				D/E: 3.5 / 7.400	3.0 / 8.466	3.2 / 8.500	2.5 / 7.700	2.8 / 8.866	1.8 / 8.233	ND: -0.3
Combined Total: 130.496										
28	144	MARCUS NICOL NSW	Prelims	Final: 12.300	9.266	11.366	11.233	11.133	10.966	66.264
				D/E: 3.9 / 8.400	2.9 / 6.366	2.9 / 8.466	1.7 / 9.533	3.0 / 8.133	2.7 / 8.266	ND:
			Finals	Final: 12.133	9.900	8.933	10.966	11.500	10.733	64.165
				D/E: 4.0 / 8.133	2.9 / 7.000	2.9 / 6.033	1.6 / 9.366	3.1 / 8.400	2.7 / 8.033	ND:
Combined Total: 130.429										

2018 MAG AGC Day 2

Meet Results







May 21-27, 2018

Page: 5

Printed: 5/24/2018 11:23 AM

Men / 70 / All Ages

Session: 11M

Rank	Num	Name/Gym								AA	
29	362	Jacob SHEPPARD WA	Prelims	Final: 12.366	7.133	10.966	11.500	11.133	10.633	63.731	
				D/E: 4.7 / 7.666	2.2 / 4.933	4.1 / 6.866	2.7 / 8.800	3.7 / 7.433	2.8 / 7.833		
			ND:								
			Finals	Final: 12.600	5.500	11.900	11.300	10.533	10.933	62.766	
				D/E: 4.7 / 7.900	2.0 / 5.000	4.1 / 7.800	2.7 / 8.700	3.4 / 7.133	2.7 / 8.233		
				ND:	-1.5		-0.1				
				Combined Total: 126.497							
30	357	Daniel COOPER WA	Prelims	Final: 11.800	7.100	10.666	11.066	9.900	11.166	61.698	
				D/E: 4.4 / 7.400	1.8 / 5.300	2.1 / 8.566	2.5 / 8.566	3.1 / 6.800	2.3 / 8.866		
			ND:								
			Finals	Final: 12.200	8.966	10.966	11.566	10.066	10.533	64.297	
				D/E: 4.5 / 7.800	2.5 / 6.466	2.1 / 8.866	2.6 / 8.966	3.1 / 6.966	2.4 / 8.133		
				ND:	-0.1						
				Combined Total: 125.995							
31	279	Cameron TIDD SA	Prelims	Final: 11.800	8.666	9.500	11.333	10.300	11.066	62.665	
				D/E: 3.4 / 8.400	1.8 / 6.866	2.1 / 7.400	1.7 / 9.633	2.3 / 8.000	1.8 / 9.266		
			ND:								
			Finals	Final: 11.200	8.633	10.866	11.000	10.566	10.633	62.898	
				D/E: 3.3 / 7.900	1.8 / 6.833	1.9 / 8.966	1.6 / 9.400	2.4 / 8.166	1.9 / 8.733		
				ND:							
				Combined Total: 125.563							
32	104	Viraan EPASINGHE ACT	Prelims	Final: 11.000	6.566	10.400	10.800	10.466	10.166	59.398	
				D/E: 2.7 / 8.300	1.7 / 6.366	2.0 / 8.400	1.6 / 9.200	2.3 / 8.166	1.8 / 8.366		
			ND:		-1.5						
			Finals	Final: 11.366	10.333	10.800	11.333	10.666	10.433	64.931	
				D/E: 2.7 / 8.666	2.4 / 7.933	2.0 / 8.800	1.6 / 9.733	2.3 / 8.366	1.9 / 8.533		
				ND:							
				Combined Total: 124.329							
33	105	Edward GILLARD ACT	Prelims	Final: 12.033	10.133	10.600	10.466	9.400	8.500	61.132	
				D/E: 3.1 / 8.933	2.4 / 7.733	1.9 / 8.700	1.6 / 8.866	2.3 / 7.100	1.8 / 6.700		
			ND:								
			Finals	Final: 11.833	9.733	10.366	10.666	10.166	8.533	61.297	
				D/E: 3.1 / 8.733	2.3 / 7.433	1.8 / 8.566	1.6 / 9.066	2.3 / 7.866	1.9 / 6.633		
				ND:							
				Combined Total: 122.429							
34	296	Beau JOHNSON TAS	Prelims	Final: 11.366	7.900	11.166	10.466	10.833	10.200	61.931	
				D/E: 3.2 / 8.166	1.9 / 6.000	1.9 / 9.266	1.6 / 8.866	2.1 / 8.733	1.5 / 8.700		
			ND:								
			Finals	Final: 7.866	8.966	11.200	10.566	10.900	10.133	59.631	
				D/E: 2.2 / 7.166	1.9 / 7.066	1.9 / 9.300	1.6 / 8.966	2.0 / 8.900	1.6 / 8.533		
				ND:	-1.5						
				Combined Total: 121.562							
35	107	Taine LOCKTON ACT	Prelims	Final: 12.033	9.033	10.700	10.800	8.300	8.633	59.499	
				D/E: 2.8 / 9.233	1.8 / 7.233	1.9 / 8.800	1.6 / 9.200	1.9 / 7.900	1.5 / 7.133		
			ND:					-1.5			
			Finals	Final: 11.700	9.200	11.066	11.000	9.200	9.133	61.299	
				D/E: 2.8 / 9.000	1.9 / 7.300	2.1 / 8.966	1.7 / 9.300	2.0 / 7.200	1.8 / 7.333		
				ND:	-0.1						
				Combined Total: 120.798							

2018 MAG AGC Day 2

Meet Results







May 21-27, 2018

Page: 6

Printed: 5/24/2018 11:23 AM

Men / 70 / All Ages

Session: 11M

Rank	Num	Name/Gym								AA
36	106	Joshua BALDWIN ACT	Prelims	Final: 12.000	9.833	9.900	10.800	10.366	8.133	61.032
				D/E: 3.7 / 8.300	2.3 / 7.533	2.2 / 7.700	2.5 / 8.400	2.4 / 7.966	3.2 / 4.933	
				ND: -0.1						
			Finals	Final: 11.466	6.600	11.033	11.300	8.666	10.700	59.765
				D/E: 3.7 / 7.766	1.7 / 6.400	2.2 / 8.833	2.5 / 8.800	2.3 / 6.366	2.8 / 7.900	
				ND: -1.5						
										Combined Total: 120.797
37	280	Joshua DOYLE SA	Prelims	Final: 10.066	4.766	11.000	10.733	10.800	9.800	57.165
				D/E: 1.8 / 8.266	1.8 / 4.466	1.9 / 9.100	1.6 / 9.133	2.4 / 8.400	1.8 / 8.000	
				ND: -1.5						
			Finals	Final: 10.833	9.233	10.966	10.800	10.166	9.666	61.664
				D/E: 2.9 / 7.933	2.3 / 6.933	1.9 / 9.066	1.6 / 9.200	2.3 / 7.866	1.8 / 7.866	
				ND: -1.5						
										Combined Total: 118.829
38	108	Lachlan MCGEE ACT	Prelims	Final: 11.266	4.366	10.400	10.566	10.566	9.166	56.330
				D/E: 2.3 / 8.966	1.8 / 2.566	2.1 / 8.300	1.6 / 8.966	2.0 / 8.566	1.8 / 7.366	
				ND: -1.5						
			Finals	Final: 11.333	7.500	10.766	10.533	8.133	9.200	57.465
				D/E: 2.4 / 8.933	1.9 / 5.600	2.1 / 8.666	1.6 / 8.933	1.9 / 7.733	1.9 / 7.300	
				ND: -1.5						
										Combined Total: 113.795
39	188	Luke MUSTEY NT	Prelims	Final: 10.466	8.266	10.133	10.633	5.600	10.466	55.564
				D/E: 3.1 / 7.366	2.6 / 5.666	2.0 / 8.133	1.6 / 9.033	1.5 / 5.600	1.9 / 8.566	
				ND: -1.5						
			Finals	Final: 10.366	8.400	9.366	10.533	7.800	10.366	56.831
				D/E: 3.1 / 7.266	1.8 / 6.600	1.9 / 7.466	1.6 / 8.933	2.4 / 5.400	1.9 / 8.466	
				ND: -1.5						
										Combined Total: 112.395
40	187	Louis REID NT	Prelims	Final: 9.966	10.233	9.500	11.000	7.600	8.500	56.799
				D/E: 3.1 / 6.866	2.4 / 7.833	2.0 / 7.500	1.6 / 9.400	1.4 / 7.700	1.8 / 6.700	
				ND: -1.5						
			Finals	Final: 10.566	4.400	10.233	11.266	7.866	9.200	53.531
				D/E: 2.7 / 7.866	1.4 / 4.500	2.0 / 8.233	1.6 / 9.666	2.1 / 5.766	1.5 / 7.700	
				ND: -1.5						
										Combined Total: 110.330
41	189	Ty PETTERSEN NT	Prelims	Final: 9.500	8.866	9.900	0.000	10.866	9.533	48.665
				D/E: 2.1 / 7.400	2.5 / 6.366	1.9 / 8.000	0.0 / 0.000	2.5 / 8.366	1.8 / 7.733	
				ND: -1.5						
			Finals	Final: 10.833	8.500	10.666	10.600	10.366	9.266	60.231
				D/E: 3.3 / 7.533	1.9 / 6.600	1.9 / 8.766	1.7 / 8.900	2.4 / 7.966	1.9 / 7.366	
				ND: -1.5						
										Combined Total: 108.896
42	219	Ethan MUNT QLD	Prelims	Final: .	12.033	10.866	.	12.133	10.666	45.698
				D/E: .	3.3 / 8.733	2.8 / 8.066	.	3.3 / 8.833	3.7 / 6.966	
				ND: -1.5						
			Finals	Final: .	10.933	10.833	0.000	12.133	11.333	45.232
				D/E: .	3.3 / 7.633	2.8 / 8.033	0.0 / 0.000	3.4 / 8.733	3.7 / 7.633	
				ND: -1.5						
										Combined Total: 90.930