

# 2018 MAG AGC Day 1

## Meet Results







May 21-27, 2018

Page: 1  
Printed: 5/22/2018 3:57 PM

Men / 70

Session: 06M

Judge's Signatures

Rank	Num	Name	Gym							AA
1	220	Finlay JONES	QLD	Diff: 4.400	3.300	4.700	2.700	3.800	3.000	72.599 1
				Exec: 8.433	7.100	8.400	8.966	9.200	8.700	
				ND: -0.100						
				Final: 12.733	10.400	13.100	11.666	13.000	11.700	
				Place: 11T	13	1	8	1	5T	
2	314	Tyrone LLAGUANO	VIC	Diff: 4.300	3.300	3.400	2.700	3.200	2.500	71.164 2
				Exec: 7.866	8.033	8.766	8.900	8.933	9.266	
				ND:						
				Final: 12.166	11.333	12.166	11.600	12.133	11.766	
				Place: 22	5	6	10	4T	4	
3	218	Cody CORBETT	QLD	Diff: 4.200	3.000	4.300	1.600	2.900	2.900	70.798 3
				Exec: 8.866	8.166	8.366	9.300	8.900	8.300	
				ND:						
				Final: 13.066	11.166	12.666	10.900	11.800	11.200	
				Place: 4	7	4	25	12	10	
4	140	ETHAN CARLILE	NSW	Diff: 4.400	2.800	2.800	3.500	2.500	3.000	70.399 4
				Exec: 8.500	8.233	7.900	8.833	9.100	8.833	
				ND:						
				Final: 12.900	11.033	10.700	12.333	11.600	11.833	
				Place: 7T	8	25T	3	17	3	
5	215	Lachlan ABBINK	QLD	Diff: 4.300	3.100	3.000	2.500	2.700	3.200	70.264 5
				Exec: 8.566	8.966	8.666	8.333	9.033	7.900	
				ND:						
				Final: 12.866	12.066	11.666	10.833	11.733	11.100	
				Place: 9T	1	7	26T	13*	14	
6	277	Tyson SAMMELLS	SA	Diff: 4.200	3.000	3.400	2.500	2.700	1.800	69.965 6
				Exec: 8.700	8.200	9.033	8.966	8.466	9.000	
				ND:						
				Final: 12.900	11.200	12.433	11.466	11.166	10.800	
				Place: 7T	6	5	12	25	20*	
7	360	Ryan INOUE	WA	Diff: 4.200	2.900	3.100	3.500	3.600	4.000	69.897 7
				Exec: 8.533	7.633	8.266	8.866	7.766	7.633	
				ND:			-0.100			
				Final: 12.733	10.533	11.366	12.266	11.366	11.633	
				Place: 11*	11	10T	5	21	7	
8	293	Alexander THOMPSON	TAS	Diff: 4.000	2.800	2.100	2.500	3.100	3.400	69.799 8
				Exec: 9.100	7.400	8.300	8.866	9.500	8.733	
				ND:						
				Final: 13.100	10.200	10.400	11.366	12.600	12.133	
				Place: 3	15	34*	16	3	1	
9	142	JAMES OGILVIE	NSW	Diff: 4.200	2.500	3.400	3.500	3.100	1.800	69.798 9
				Exec: 8.533	8.133	8.100	8.966	8.733	8.933	
				ND:			-0.100			
				Final: 12.733	10.633	11.500	12.366	11.833	10.733	
				Place: 11*	10	9	2	10T	23*	
10	312	James PORTER	VIC	Diff: 4.300	3.000	3.400	2.500	2.700	1.900	69.699 10
				Exec: 8.400	8.433	8.200	8.900	8.733	9.233	
				ND:						
				Final: 12.700	11.433	11.600	11.400	11.433	11.133	
				Place: 14	4	8	15	18T	12*	







# 2018 MAG AGC Day 1

## Meet Results

May 21-27, 2018

Page: 2  
Printed: 5/22/2018 3:57 PM

Men / 70  
Session: 06M







Rank	Num	Name	Gym							AA
11	217	Kaimana BARRY	QLD	Diff: 3.600	1.900	4.200	3.400	2.600	2.700	
				Exec: 8.766	6.733	8.666	8.900	9.366	8.666	
				ND: _____	_____	_____	_____	_____	_____	
				Final: 12.366	8.633	12.866	12.300	11.966	11.366	69.497
				Place: 15T	32	2	4	7T	8	11
12	141	MINATO THOMAS	NSW	Diff: 4.500	3.000	2.400	2.700	2.900	3.700	
				Exec: 8.500	7.166	8.633	8.933	8.966	8.000	
				ND: _____	_____	_____	_____	_____	_____	
				Final: 13.000	10.166	11.033	11.633	11.866	11.700	69.398
				Place: 5T	16*	17T	9	9	5T	12
13	278	Timothy KITE	SA	Diff: 3.200	1.900	2.100	3.500	2.400	2.900	
				Exec: 8.666	7.433	8.900	9.200	8.366	9.033	
				ND: _____	_____	_____	_____	_____	_____	
				Final: 11.866	9.333	11.000	12.700	10.766	11.933	67.598
				Place: 28	26	19T	1	33	2	13
14	313	Nathan CHAN	VIC	Diff: 3.500	2.500	2.500	1.600	3.200	2.100	
				Exec: 8.866	7.466	8.100	9.233	9.433	8.700	
				ND: _____	_____	_____	_____	_____	_____	
				Final: 12.366	9.966	10.600	10.833	12.633	10.800	67.198
				Place: 15T	19	29T	26T	2	20T	14
15	361	Jayden SARICH	WA	Diff: 4.600	3.000	2.300	3.500	3.000	2.300	
				Exec: 8.533	7.166	8.200	8.700	8.300	7.300	
				ND: _____	_____	_____	-0.300	_____	_____	
				Final: 13.133	10.166	10.500	11.900	11.300	9.600	66.599
				Place: 1T	16*	32	6	22	36	15
16	103	Milo WHITTINGHAM	ACT	Diff: 4.100	2.900	2.300	3.500	2.500	2.100	
				Exec: 7.933	6.333	8.966	7.933	9.200	8.833	
				ND: _____	_____	_____	_____	_____	_____	
				Final: 12.033	9.233	11.266	11.433	11.700	10.933	66.598
				Place: 23T	28	14	13*	15T	19	16
17	310	Blake JACKWAY	VIC	Diff: 4.200	2.400	2.300	1.600	2.700	1.800	
				Exec: 8.800	7.400	9.000	9.600	8.266	8.433	
				ND: _____	_____	_____	_____	_____	_____	
				Final: 13.000	9.800	11.300	11.200	10.966	10.233	66.499
				Place: 5T	22	12T	20	29	30	17
18	145	SEBASTIAN MASSI	NSW	Diff: 3.600	2.500	2.200	1.700	2.400	1.900	
				Exec: 8.033	8.300	8.466	9.300	8.833	9.233	
				ND: _____	_____	_____	_____	_____	_____	
				Final: 11.633	10.800	10.666	11.000	11.233	11.133	66.465
				Place: 32	9	27T	23T	24	12*	18
19	295	Ethan LORING	TAS	Diff: 3.600	2.400	2.200	1.600	2.700	1.800	
				Exec: 8.633	7.300	9.100	8.900	9.033	9.000	
				ND: _____	_____	_____	_____	_____	_____	
				Final: 12.233	9.700	11.300	10.500	11.733	10.800	66.266
				Place: 20T	23	12T	37	13*	20*	19
20	144	MARCUS NICOL	NSW	Diff: 3.900	2.900	2.900	1.700	3.000	2.700	
				Exec: 8.400	6.366	8.466	9.533	8.133	8.266	
				ND: _____	_____	_____	_____	_____	_____	
				Final: 12.300	9.266	11.366	11.233	11.133	10.966	66.264
				Place: 18	27	10T	18T	26T	18	20

# 2018 MAG AGC Day 1

## Meet Results

May 21-27, 2018







Men / 70  
Session: 06M

Rank	Num	Name	Gym							AA
21	216	Dean CHANDLER	QLD	Diff: 4.400	3.100	3.100	2.700	3.000	2.000	
				Exec: 7.400	8.466	6.966	8.533	8.433	8.000	
				ND: _____	_____	_____	_____	_____	_____	
				Final: 11.800	11.566	10.066	11.233	11.433	10.000	66.098
				Place: 29*	3	38	18T	18T	33	21
22	315	Livio CZARNY	VIC	Diff: 4.700	1.900	2.200	2.400	2.800	2.100	
				Exec: 8.433	6.333	8.866	8.133	8.900	8.900	
				ND: _____	_____	_____	_____	_____	_____	
				Final: 13.133	8.233	11.066	10.533	11.700	11.000	65.665
				Place: 1T	34	16	36	15T	17	22
23	292	Harry DRIESSEN	TAS	Diff: 3.500	2.500	2.100	1.600	2.500	2.000	
				Exec: 8.733	6.900	8.366	9.066	9.333	9.066	
				ND: _____	_____	_____	_____	_____	_____	
				Final: 12.233	9.400	10.466	10.666	11.833	11.066	65.664
				Place: 20T	25	33	32*	10T	15T	23
24	294	Samuel LAYNG	TAS	Diff: 4.200	2.900	2.000	1.600	2.900	2.200	
				Exec: 7.533	6.566	8.766	9.066	9.166	9.033	
				ND: -0.300	_____	_____	_____	_____	_____	
				Final: 11.433	9.466	10.766	10.666	12.066	11.233	65.630
				Place: 33	24	23T	32*	6	9	24
25	358	Joel HUMICH	WA	Diff: 4.200	3.300	4.300	2.700	3.300	1.600	
				Exec: 6.600	6.566	8.400	8.700	8.133	8.166	
				ND: -0.300	_____	_____	-0.300	_____	_____	
				Final: 10.500	9.866	12.700	11.100	11.433	9.766	65.365
				Place: 37	20	3	21	18T	35	25
26	143	BRADY WHEELER	NSW	Diff: 3.600	2.700	2.300	3.500	2.800	1.800	
				Exec: 8.666	6.733	8.733	7.933	9.166	8.933	
				ND: _____	-1.500	_____	_____	_____	_____	
				Final: 12.266	7.933	11.033	11.433	11.966	10.733	65.364
				Place: 19	35	17T	13*	7T	23*	26
27	359	Josiah HUNTER	WA	Diff: 4.000	2.900	2.600	2.500	2.800	1.700	
				Exec: 8.233	7.533	8.000	7.766	8.466	8.633	
				ND: -0.300	_____	_____	_____	_____	_____	
				Final: 11.933	10.433	10.600	10.266	11.266	10.333	64.831
				Place: 27	12	29T	40	23	29	27
28	311	Aidan BROWNE	VIC	Diff: 4.200	1.900	2.100	2.700	2.300	1.900	
				Exec: 8.666	5.133	8.666	9.166	8.800	8.833	
				ND: _____	_____	_____	_____	_____	_____	
				Final: 12.866	7.033	10.766	11.866	11.100	10.733	64.364
				Place: 9T	39	23T	7	28	23T	28
29	362	Jacob SHEPPARD	WA	Diff: 4.700	2.200	4.100	2.700	3.700	2.800	
				Exec: 7.666	4.933	6.866	8.800	7.433	7.833	
				ND: _____	_____	_____	_____	_____	_____	
				Final: 12.366	7.133	10.966	11.500	11.133	10.633	63.731
				Place: 15T	37	21	11	26T	27	29
30	279	Cameron TIDD	SA	Diff: 3.400	1.800	2.100	1.700	2.300	1.800	
				Exec: 8.400	6.866	7.400	9.633	8.000	9.266	
				ND: _____	_____	_____	_____	_____	_____	
				Final: 11.800	8.666	9.500	11.333	10.300	11.066	62.665
				Place: 29T	31	41T	17	37	15T	30

# 2018 MAG AGC Day 1

## Meet Results

May 21-27, 2018

Rank	Num	Name	Gym							AA
31	296	Beau JOHNSON	TAS	Diff: 3.200	1.900	1.900	1.600	2.100	1.500	
				Exec: 8.166	6.000	9.266	8.866	8.733	8.700	
				ND: _____	_____	_____	_____	_____	_____	
				Final: 11.366	7.900	11.166	10.466	10.833	10.200	61.931
				Place: 34	36	15	38*	31	31	31
32	357	Daniel COOPER	WA	Diff: 4.400	1.800	2.100	2.500	3.100	2.300	
				Exec: 7.400	5.300	8.566	8.566	6.800	8.866	
				ND: _____	_____	_____	_____	_____	_____	
				Final: 11.800	7.100	10.666	11.066	9.900	11.166	61.698
				Place: 29*	38	27T	22	38	11	32
33	105	Edward GILLARD	ACT	Diff: 3.100	2.400	1.900	1.600	2.300	1.800	
				Exec: 8.933	7.733	8.700	8.866	7.100	6.700	
				ND: _____	_____	_____	_____	_____	_____	
				Final: 12.033	10.133	10.600	10.466	9.400	8.500	61.132
				Place: 23T	18	29T	38*	39	40*	33
34	106	Joshua BALDWIN	ACT	Diff: 3.700	2.300	2.200	2.500	2.400	3.200	
				Exec: 8.300	7.533	7.700	8.400	7.966	4.933	
				ND: _____	_____	_____	-0.100	_____	_____	
				Final: 12.000	9.833	9.900	10.800	10.366	8.133	61.032
				Place: 26	21	39T	28T	36	42	34
35	107	Taine LOCKTON	ACT	Diff: 2.800	1.800	1.900	1.600	1.900	1.500	
				Exec: 9.233	7.233	8.800	9.200	7.900	7.133	
				ND: _____	_____	_____	_____	-1.500	_____	
				Final: 12.033	9.033	10.700	10.800	8.300	8.633	59.499
				Place: 23T	29	25T	28*	40	39	35
36	104	Viraan EPASINGHE	ACT	Diff: 2.700	1.700	2.000	1.600	2.300	1.800	
				Exec: 8.300	6.366	8.400	9.200	8.166	8.366	
				ND: _____	-1.500	_____	_____	_____	_____	
				Final: 11.000	6.566	10.400	10.800	10.466	10.166	59.398
				Place: 36	40	34T	28*	35	32	36
37	280	Joshua DOYLE	SA	Diff: 1.800	1.800	1.900	1.600	2.400	1.800	
				Exec: 8.266	4.466	9.100	9.133	8.400	8.000	
				ND: _____	-1.500	_____	_____	_____	_____	
				Final: 10.066	4.766	11.000	10.733	10.800	9.800	57.165
				Place: 39	41	19T	31	32	34	37
38	187	Louis REID	NT	Diff: 3.100	2.400	2.000	1.600	1.400	1.800	
				Exec: 6.866	7.833	7.500	9.400	7.700	6.700	
				ND: _____	_____	_____	_____	-1.500	_____	
				Final: 9.966	10.233	9.500	11.000	7.600	8.500	56.799
				Place: 40	14	41T	23T	41	40*	38
39	108	Lachlan MCGEE	ACT	Diff: 2.300	1.800	2.100	1.600	2.000	1.800	
				Exec: 8.966	2.566	8.300	8.966	8.566	7.366	
				ND: _____	_____	_____	_____	_____	_____	
				Final: 11.266	4.366	10.400	10.566	10.566	9.166	56.330
				Place: 35	42	34*	35	34	38	39
40	188	Luke MUSTEY	NT	Diff: 3.100	2.600	2.000	1.600	1.500	1.900	
				Exec: 7.366	5.666	8.133	9.033	5.600	8.566	
				ND: _____	_____	_____	_____	-1.500	_____	
				Final: 10.466	8.266	10.133	10.633	5.600	10.466	55.564
				Place: 38	33	37	34	42	28	40







# 2018 MAG AGC Day 1

## Meet Results

May 21-27, 2018

Page: 5  
Printed: 5/22/2018 3:57 PM

Men / 70  
Session: 06M

Rank	Num	Name	Gym							AA
41	189	Ty PETTERSEN	NT	Diff: 2.100	2.500	1.900	0.000	2.500	1.800	
				Exec: 7.400	6.366	8.000	0.000	8.366	7.733	
				ND: _____	_____	_____	_____	_____	_____	
				Final: 9.500	8.866	9.900	0.000	10.866	9.533	48.665
				Place: 41	30	39T	41*	30	37	41
42	219	Ethan MUNT	QLD	Diff: ____	3.300	2.800	____	3.300	3.700	
				Exec: ____	8.733	8.066	____	8.833	6.966	
				ND: _____	_____	_____	_____	_____	_____	
				Final: ____	12.033	10.866	____	12.133	10.666	45.698
				Place: 42	2	22	41*	4T	26	42