


2018 MAG AGC Day 1

Team Results

May 21-27, 2018

Page: 1
Printed: 5/22/2018 3:56 PM

Men / 70
Session: 06M

Rank	Gym	Team	Score						
1	QLD	QLD	219.526	38.665 2	35.665 1	38.632 1	35.199 4	37.099 1	34.266 3
	218	Cody CORBETT		13.066		12.666			11.200
	215	Lachlan ABBINK		12.866	12.066				
	220	Finlay JONES		12.733		13.100	11.666	13.000	11.700
	219	Ethan MUNT			12.033			12.133	
	216	Dean CHANDLER			11.566		11.233		
	217	Kaimana BARRY				12.866	12.300	11.966	11.366
2	VIC	VIC	212.028	38.999 1	32.732 2	35.066 2	34.866 5	36.466 3	33.899 4
	315	Livio CZARNY		13.133				11.700	11.000
	310	Blake JACKWAY		13.000		11.300			
	311	Aidan BROWNE		12.866			11.866		
	312	James PORTER			11.433	11.600	11.400		11.133
	314	Tyrone LLAGUANO			11.333	12.166	11.600	12.133	11.766
	313	Nathan CHAN			9.966			12.633	
3	NSW	NSW	211.661	38.633 3	32.466 3	33.899 5	36.332 1	35.665 4	34.666 1
	141	MINATO THOMAS		13.000		11.033	11.633	11.866	11.700
	140	ETHAN CARLILE		12.900	11.033		12.333		11.833
	142	JAMES OGILVIE		12.733	10.633	11.500	12.366	11.833	
	145	SEBASTIAN MASSI			10.800				11.133
	144	MARCUS NICOL				11.366			
	143	BRADY WHEELER						11.966	
4	WA	WA	207.593	38.232 4	31.132 4	35.032 3	35.666 2	34.099 5	33.432 6
	361	Jayden SARICH		13.133	10.166		11.900	11.300	
	360	Ryan INOUYE		12.733	10.533	11.366	12.266	11.366	11.633
	362	Jacob SHEPPARD		12.366		10.966	11.500		10.633
	359	Josiah HUNTER			10.433				
	358	Joel HUMICH				12.700		11.433	
	357	Daniel COOPER							11.166
5	TAS	TAS	203.793	37.566 5	29.366 5	33.232 6	32.698 7	36.499 2	34.432 2
	293	Alexander THOMPSON		13.100	10.200		11.366	12.600	12.133
	295	Ethan LORING		12.233	9.700	11.300			
	292	Harry DRIESSEN		12.233			10.666	11.833	11.066
	294	Samuel LAYNG			9.466	10.766	10.666	12.066	11.233
	296	Beau JOHNSON				11.166			







2018 MAG AGC Day 1

Team Results

May 21-27, 2018

Page: 2
Printed: 5/22/2018 3:56 PM

Men / 70
Session: 06M

Rank	Gym	Team	Score						
6	SA	SA	202.228	36.566 6	29.199 6T	34.433 4	35.499 3	32.732 6T	33.799 5
	277	Tyson SAMMELLS		12.900	11.200	12.433	11.466	11.166	10.800
	278	Timothy KITE		11.866	9.333	11.000	12.700	10.766	11.933
	279	Cameron TIDD		11.800	8.666		11.333		11.066
	280	Joshua DOYLE				11.000		10.800	
7	ACT	ACT	193.894	36.099 7	29.199 6T	32.566 7	33.033 6	32.732 6T	30.265 7
	103	Milo WHITTINGHAM		12.033	9.233	11.266	11.433	11.700	10.933
	105	Edward GILLARD		12.033	10.133	10.600			
	107	Taine LOCKTON		12.033		10.700	10.800		
	106	Joshua BALDWIN			9.833		10.800		
	108	Lachlan MCGEE						10.566	9.166
	104	Viraan EPASINGHE						10.466	10.166
8	NT	NT	161.028	29.932 8	27.365 8	29.533 8	21.633 8	24.066 8	28.499 8
	188	Luke MUSTEY		10.466	8.266	10.133	10.633	5.600	10.466
	187	Louis REID		9.966	10.233	9.500	11.000	7.600	8.500
	189	Ty PETERSEN		9.500	8.866	9.900		10.866	9.533