

2018 AGC Under 13 & 14 Day 2

Meet Results - Multi

May 21-27, 2018

Page: 1
Printed: 5/27/2018 11:28 AM

Men / 7U

Session: 20M

Judge's Signatures

| Rank | Num | Name/Gym | |  |  |  |  |  |  | AA |
|------|-----|---------------------------|---------|---|---|--|---|---|---|--------|
| 1 | 152 | Julian TAVARES NSW | Prelims | 9.600 | 9.450 | 9.250 | 9.000 | 9.100 | 9.800 | 56.200 |
| | | | Finals | 9.650 | 10.150 | 9.550 | 9.600 | 9.300 | 9.500 | 57.750 |
| | | | | <u>Combined Total</u> 113.950 | | | | | | |
| 2 | 151 | Max LANGDON NSW | Prelims | 8.950 | 10.100 | 8.750 | 9.400 | 9.500 | 9.500 | 56.200 |
| | | | Finals | 8.850 | 10.100 | 9.350 | 9.500 | 9.800 | 9.050 | 56.650 |
| | | | | <u>Combined Total</u> 112.850 | | | | | | |
| 3 | 223 | Jackson WRIGHT QLD | Prelims | 9.750 | 8.100 | 9.200 | 9.150 | 8.700 | 9.050 | 53.950 |
| | | | Finals | 9.600 | 10.300 | 9.650 | 9.050 | 9.850 | 9.050 | 57.500 |
| | | | | <u>Combined Total</u> 111.450 | | | | | | |
| 4 | 150 | Connor OWEN NSW | Prelims | 9.550 | 9.500 | 8.750 | 9.450 | 9.750 | 8.650 | 55.650 |
| | | | Finals | 9.550 | 9.450 | 9.200 | 9.600 | 9.800 | 8.100 | 55.700 |
| | | | | <u>Combined Total</u> 111.350 | | | | | | |
| 5 | 111 | Csongor KESZEI ACT | Prelims | 9.050 | 7.550 | 8.350 | 8.950 | 9.300 | 9.700 | 52.900 |
| | | | Finals | 9.850 | 10.000 | 8.550 | 9.300 | 9.950 | 9.400 | 57.050 |
| | | | | <u>Combined Total</u> 109.950 | | | | | | |
| 6 | 154 | Tru HAGENS NSW | Prelims | 9.800 | 9.050 | 8.950 | 9.350 | 9.550 | 8.400 | 55.100 |
| | | | Finals | 9.150 | 9.850 | 9.150 | 9.750 | 8.400 | 8.350 | 54.650 |
| | | | | <u>Combined Total</u> 109.750 | | | | | | |
| 7 | 148 | Lucas ENGESSER NSW | Prelims | 8.250 | 9.350 | 8.600 | 9.350 | 8.500 | 9.600 | 53.650 |
| | | | Finals | 8.300 | 10.100 | 8.900 | 9.500 | 8.500 | 9.350 | 54.650 |
| | | | | <u>Combined Total</u> 108.300 | | | | | | |
| 8 | 156 | Benjamin KROPMAN NSW | Prelims | 9.100 | 7.550 | 8.200 | 9.700 | 8.800 | 8.750 | 52.100 |
| | | | Finals | 9.600 | 9.000 | 8.800 | 9.400 | 9.950 | 9.100 | 55.850 |
| | | | | <u>Combined Total</u> 107.950 | | | | | | |
| 9 | 113 | Elijah CLAY ACT | Prelims | 8.900 | 8.350 | 7.800 | 9.150 | 9.500 | 8.850 | 52.550 |
| | | | Finals | 9.200 | 7.800 | 8.850 | 9.250 | 9.400 | 9.550 | 54.050 |
| | | | | <u>Combined Total</u> 106.600 | | | | | | |
| 10 | 319 | William WATERS VIC | Prelims | 8.350 | 8.350 | 8.600 | 9.600 | 8.700 | 9.700 | 53.300 |
| | | | Finals | 6.700 | 8.900 | 9.100 | 9.500 | 9.250 | 9.300 | 52.750 |
| | | | | <u>Combined Total</u> 106.050 | | | | | | |
| 11 | 317 | Xavier MAGNANINI VIC | Prelims | 9.650 | 7.000 | 8.500 | 9.750 | 8.500 | 9.350 | 52.750 |
| | | | Finals | 9.700 | 8.550 | 8.850 | 9.500 | 7.200 | 9.150 | 52.950 |
| | | | | <u>Combined Total</u> 105.700 | | | | | | |
| 12 | 153 | ZACHERY BROTHERTON NSW | Prelims | 9.550 | 6.300 | 9.000 | 9.350 | 8.450 | 10.000 | 52.650 |
| | | | Finals | 8.750 | 8.050 | 8.800 | 9.450 | 8.200 | 9.700 | 52.950 |
| | | | | <u>Combined Total</u> 105.600 | | | | | | |
| 13 | 115 | Toby WINDSOR ACT | Prelims | 8.800 | 5.950 | 8.450 | 9.450 | 8.550 | 9.950 | 51.150 |
| | | | Finals | 8.350 | 9.350 | 8.750 | 9.400 | 8.550 | 9.500 | 53.900 |
| | | | | <u>Combined Total</u> 105.050 | | | | | | |
| 14 | 318 | Samuel VAGG VIC | Prelims | 7.950 | 9.700 | 7.800 | 9.200 | 9.000 | 8.050 | 51.700 |
| | | | Finals | 7.750 | 10.050 | 8.550 | 9.000 | 8.650 | 8.650 | 52.650 |
| | | | | <u>Combined Total</u> 104.350 | | | | | | |

2018 AGC Under 13 & 14 Day 2

Meet Results - Multi

May 21-27, 2018

Page: 2
Printed: 5/27/2018 11:28 AM

Men / 7U
Session: 20M

| Rank | Num | Name/Gym | |  |  |  |  |  |  | AA |
|------|-----|--------------------------|---------|---|---|--|---|---|---|--------|
| 15 | 225 | Elijah COOMBS QLD | Prelims | 9.100 | 7.150 | 9.450 | 9.350 | 6.850 | 8.450 | 50.350 |
| | | | Finals | 9.050 | 9.300 | 9.700 | 9.100 | 8.250 | 8.150 | 53.550 |
| | | | | <u>Combined Total</u> 103.900 | | | | | | |
| 16 | 112 | Sean EDWARDS ACT | Prelims | 7.750 | 9.550 | 7.800 | 9.650 | 9.300 | 7.150 | 51.200 |
| | | | Finals | 7.950 | 9.550 | 8.300 | 9.350 | 8.300 | 7.900 | 51.350 |
| | | | | <u>Combined Total</u> 102.550 | | | | | | |
| 17 | 155 | MATTHEW GODFREY NSW | Prelims | 9.050 | 6.900 | 7.650 | 9.050 | 8.350 | 9.650 | 50.650 |
| | | | Finals | 8.800 | 7.750 | 8.900 | 9.300 | 7.250 | 9.200 | 51.200 |
| | | | | <u>Combined Total</u> 101.850 | | | | | | |
| 18 | 370 | Ayrton SYNNERDAHL WA | Prelims | 9.150 | 7.200 | 7.350 | 9.250 | 8.850 | 9.050 | 50.850 |
| | | | Finals | 9.400 | 7.350 | 7.900 | 9.550 | 7.000 | 8.700 | 49.900 |
| | | | | <u>Combined Total</u> 100.750 | | | | | | |
| 19 | 229 | Eli PULLEN QLD | Prelims | 9.150 | 6.150 | 8.150 | 9.750 | 8.200 | 7.850 | 49.250 |
| | | | Finals | 9.250 | 8.650 | 8.700 | 9.050 | 7.750 | 8.000 | 51.400 |
| | | | | <u>Combined Total</u> 100.650 | | | | | | |
| 20 | 224 | Oliver WATERHOUSE QLD | Prelims | 9.100 | 8.800 | 8.700 | 9.350 | 6.850 | 8.450 | 51.250 |
| | | | Finals | 8.950 | 6.900 | 9.250 | 9.400 | 6.700 | 7.850 | 49.050 |
| | | | | <u>Combined Total</u> 100.300 | | | | | | |
| 21 | 367 | Nathaniel INOUYE WA | Prelims | 7.750 | 7.350 | 8.750 | 9.100 | 7.050 | 9.650 | 49.650 |
| | | | Finals | 8.150 | 8.500 | 9.450 | 9.500 | 8.250 | 6.200 | 50.050 |
| | | | | <u>Combined Total</u> 99.700 | | | | | | |
| 22 | 226 | Takumi MATSUO QLD | Prelims | 7.700 | 7.250 | 9.100 | 9.550 | 7.800 | 7.000 | 48.400 |
| | | | Finals | 7.350 | 8.200 | 9.600 | 9.600 | 8.500 | 8.000 | 51.250 |
| | | | | <u>Combined Total</u> 99.650 | | | | | | |
| 23 | 320 | Nicholas HOWARD VIC | Prelims | 9.000 | 7.350 | 7.800 | 9.550 | 8.450 | 8.750 | 50.900 |
| | | | Finals | 8.000 | 4.650 | 8.200 | 9.800 | 8.500 | 8.650 | 47.800 |
| | | | | <u>Combined Total</u> 98.700 | | | | | | |
| 24 | 114 | Harry WOODWARD ACT | Prelims | 9.250 | 6.000 | 8.200 | 9.550 | 8.200 | 9.150 | 50.350 |
| | | | Finals | 7.850 | 5.350 | 8.050 | 8.700 | 8.850 | 9.300 | 48.100 |
| | | | | <u>Combined Total</u> 98.450 | | | | | | |
| 25T | 116 | Sam MARTIN ACT | Prelims | 8.550 | 5.650 | 8.150 | 9.450 | 7.700 | 8.150 | 47.650 |
| | | | Finals | 8.200 | 8.000 | 8.550 | 9.100 | 8.200 | 8.500 | 50.550 |
| | | | | <u>Combined Total</u> 98.200 | | | | | | |
| 25T | 117 | Riley HARDY ACT | Prelims | 9.200 | 6.000 | 7.650 | 8.800 | 7.950 | 8.750 | 48.350 |
| | | | Finals | 8.500 | 7.900 | 7.950 | 8.800 | 8.200 | 8.500 | 49.850 |
| | | | | <u>Combined Total</u> 98.200 | | | | | | |
| 27 | 371 | Peter WALTERS WA | Prelims | 7.300 | 7.250 | 7.500 | 9.000 | 8.700 | 8.200 | 47.950 |
| | | | Finals | 7.500 | 9.250 | 7.500 | 9.100 | 8.350 | 8.200 | 49.900 |
| | | | | <u>Combined Total</u> 97.850 | | | | | | |
| 28 | 372 | Alexander WILLIAMS WA | Prelims | 9.000 | 6.450 | 7.450 | 9.500 | 7.100 | 9.400 | 48.900 |
| | | | Finals | 7.950 | 7.650 | 6.200 | 9.550 | 7.050 | 8.600 | 47.000 |
| | | | | <u>Combined Total</u> 95.900 | | | | | | |







2018 AGC Under 13 & 14 Day 2

Meet Results - Multi

May 21-27, 2018

Page: 3
Printed: 5/27/2018 11:28 AM

Men / 7U
Session: 20M

| Rank | Num | Name/Gym | |  |  |  |  |  |  | AA |
|------|-----|-------------------------|---------|---|---|--|---|---|---|--------|
| 29 | 365 | Thomas BEGLEY WA | Prelims | 7.200 | 7.650 | 8.250 | 9.050 | 7.700 | 7.550 | 47.400 |
| | | | Finals | 7.550 | 8.400 | 8.550 | 9.150 | 7.300 | 7.100 | 48.050 |
| | | | | <u>Combined Total</u> 95.450 | | | | | | |
| 30 | 297 | Harry DAVIES TAS | Prelims | 8.550 | 7.350 | 6.200 | 9.050 | 8.400 | 7.750 | 47.300 |
| | | | Finals | 8.300 | 7.800 | 6.800 | 8.700 | 7.200 | 7.450 | 46.250 |
| | | | | <u>Combined Total</u> 93.550 | | | | | | |
| 31 | 230 | Lucian HOCKLEY QLD | Prelims | 7.900 | 7.550 | 7.150 | 9.700 | 6.700 | 6.850 | 45.850 |
| | | | Finals | 7.900 | 9.250 | 6.600 | 9.250 | 7.100 | 7.350 | 47.450 |
| | | | | <u>Combined Total</u> 93.300 | | | | | | |
| 32 | 298 | Jaellem LOVELESS TAS | Prelims | 6.200 | 7.900 | 7.250 | 8.900 | 8.150 | 6.150 | 44.550 |
| | | | Finals | 6.750 | 9.350 | 7.750 | 8.550 | 7.950 | 6.200 | 46.550 |
| | | | | <u>Combined Total</u> 91.100 | | | | | | |
| 33 | 228 | Nicholas HOOLE QLD | Prelims | 6.200 | 6.200 | 7.200 | 9.200 | 6.500 | 8.450 | 43.750 |
| | | | Finals | 6.750 | 7.000 | 8.150 | 9.150 | 7.250 | 8.850 | 47.150 |
| | | | | <u>Combined Total</u> 90.900 | | | | | | |
| 34 | 366 | Rio BOWLING WA | Prelims | 8.200 | 5.300 | 8.750 | 9.550 | 8.400 | 6.450 | 46.650 |
| | | | Finals | 7.700 | 7.200 | 8.250 | 9.300 | 7.500 | 4.000 | 43.950 |
| | | | | <u>Combined Total</u> 90.600 | | | | | | |
| 35 | 368 | Evan SAGGERS WA | Prelims | 6.750 | 3.350 | 6.700 | 8.650 | 8.300 | 7.950 | 41.700 |
| | | | Finals | 5.400 | 6.300 | 6.250 | 9.250 | 7.050 | 7.750 | 42.000 |
| | | | | <u>Combined Total</u> 83.700 | | | | | | |
| 36 | 369 | Porter STEWART WA | Prelims | ___ | 5.950 | 5.300 | ___ | 7.800 | 8.800 | 27.850 |
| | | | Finals | ___ | 9.100 | 3.800 | ___ | 6.700 | 8.700 | 28.300 |
| | | | | <u>Combined Total</u> 56.150 | | | | | | |
| 37 | 227 | Samuel SOFRONOFF QLD | Prelims | ___ | ___ | ___ | ___ | ___ | ___ | 0.000 |
| | | | Finals | ___ | ___ | ___ | ___ | ___ | ___ | 0.000 |
| | | | | <u>Combined Total</u> : 0.000 | | | | | | |