







2018 MAG AGC Day 1

Meet Results







May 21-27, 2018

Rank	Num	Name	Gym	Diff:							A
1	233	Ken GUNAWAN	QLD	4.000	3.400	3.700	3.500	3.100	2.300		
				Exec: 8.800	7.800	8.333	8.966	9.500	8.666		
				ND:							
				Final: 12.800	11.200	12.033	12.466	12.600	10.966	72.0	
				Place: 4T	2T	3	10T	1	6		
2	159	GEORDIE MCCOLL	NSW	4.600	2.700	2.600	4.600	2.700	2.700		
				Exec: 8.733	7.400	8.733	8.966	9.433	8.400		
				ND:							
				Final: 13.333	10.100	11.333	13.566	12.133	11.100	71.5	
				Place: 1	9	9	2	3	3T		
3	231	Mitchell HARRYS	QLD	4.100	3.400	3.700	3.500	2.900	2.700		
				Exec: 8.700	7.666	8.033	9.066	9.200	8.133		
				ND:							
				Final: 12.800	11.066	11.733	12.566	12.100	10.833	71.0	
				Place: 4T	4	5T	9	4	8		
4	158	JOSHUA DE-ROO	NSW	4.300	2.600	2.600	4.600	3.000	2.700		
				Exec: 8.766	6.466	8.566	9.066	8.600	8.633		
				ND:							
				Final: 13.066	9.066	11.166	13.666	11.600	11.333	69.8	
				Place: 3	23	13	1	12T	1		
5	281	Ben VENUS	SA	3.600	2.900	4.200	3.500	2.400	2.300		
				Exec: 8.033	7.566	7.066	9.066	9.400	8.500		
				ND:			-0.100				
				Final: 11.633	10.466	11.266	12.466	11.800	10.800	68.4	
				Place: 22	6	10T	10T	7	9T		
6	163	AUSTEN ARMSTRONG	NSW	3.700	2.200	2.800	2.800	2.800	2.400		
				Exec: 9.033	7.866	8.066	9.166	8.933	8.266		
				ND:							
				Final: 12.733	10.066	10.866	11.966	11.733	10.666	68.0	
				Place: 6	10T	21	15	9T	15		
7	160	JUSTIN TAKAYASU	NSW	3.600	3.100	2.200	3.500	2.500	2.700		
				Exec: 8.233	8.100	7.766	9.100	9.000	8.000		
				ND:							
				Final: 11.833	11.200	9.966	12.600	11.500	10.700	67.7	
				Place: 18	2T	29	7*	14*	14		
8	282	Ryan MORROW	SA	3.800	2.300	1.700	3.500	2.400	1.700		
				Exec: 9.333	7.033	9.400	9.733	8.700	8.133		
				ND:							
				Final: 13.133	9.333	11.100	13.233	11.100	9.833	67.7	
				Place: 2	21	17	3	19	24T		
9	377	Max CHAPMAN	WA	3.300	2.700	3.100	2.200	2.700	2.700		
				Exec: 9.033	7.500	8.166	8.933	8.733	8.433		
				ND:							
				Final: 12.333	10.200	11.266	11.133	11.433	11.133	67.4	
				Place: 9T	8	10*	21	15	2		
10	376	Todd BRINKWORTH	WA	3.100	3.000	2.700	2.200	2.300	2.300		
				Exec: 8.800	8.800	7.200	8.866	9.333	8.433		
				ND:							
				Final: 11.900	11.800	9.900	11.066	11.633	10.733	67.0	
				Place: 16T	1	30	23	11	12T		

2018 MAG AGC Day 1

Meet Results







May 21-27, 2018

Rank	Num	Name	Gym							A
11	234	Mackinley KEEN	QLD	Diff: 3.300	3.000	3.000	1.600	2.200	2.300	
				Exec: 7.800	7.433	8.733	9.733	8.866	8.700	
				ND: _____	_____	_____	_____	_____	_____	
				Final: 11.100	10.433	11.733	11.333	11.066	11.000	66.6
				Place: 24T	7	5T	19	20	5	
12	236	Oliver ARMSTRONG	QLD	Diff: 3.400	2.700	3.600	2.400	2.400	2.800	
				Exec: 8.766	6.233	8.500	8.266	9.566	8.000	
				ND: _____	_____	_____	_____	_____	_____	
				Final: 12.166	8.933	12.100	10.666	11.966	10.800	66.6
				Place: 13	25	2	30T	5T	9T	
13	119	Isaac BALDWIN	ACT	Diff: 3.700	2.600	3.300	2.400	3.700	2.400	
				Exec: 8.533	5.933	8.100	9.066	8.500	8.333	
				ND: _____	_____	_____	_____	_____	_____	
				Final: 12.233	8.533	11.400	11.466	12.200	10.733	66.5
				Place: 11T	27	8	17	2	12T	
14	161	DANIEL KAY	NSW	Diff: 3.600	2.400	2.100	3.500	2.500	2.300	
				Exec: 8.300	7.300	8.500	8.700	8.500	8.800	
				ND: _____	_____	_____	_____	_____	_____	
				Final: 11.900	9.700	10.600	12.200	11.000	11.100	66.5
				Place: 16T	17	24	12	21	3T	
15	235	Luke GRAHAM	QLD	Diff: 4.000	2.300	3.700	3.500	2.700	2.500	
				Exec: 7.200	7.100	7.800	9.166	9.066	7.400	
				ND: -0.100	_____	_____	_____	_____	_____	
				Final: 11.100	9.400	11.500	12.666	11.766	9.900	66.3
				Place: 24T	20	7	6	8	23	
16	164	THOMAS MOUNTSTEPHENS	NSW	Diff: 3.900	2.300	2.100	2.400	2.700	2.900	
				Exec: 8.433	7.666	8.100	8.366	9.266	7.966	
				ND: _____	_____	_____	_____	_____	_____	
				Final: 12.333	9.966	10.200	10.766	11.966	10.866	66.0
				Place: 9T	13	28	29	5T	7	
17	326	Matthew KAPP	VIC	Diff: 3.900	2.200	2.800	2.200	2.700	2.200	
				Exec: 8.166	7.433	8.333	8.766	9.033	8.200	
				ND: _____	_____	_____	_____	_____	_____	
				Final: 12.066	9.633	11.133	10.966	11.733	10.400	65.9
				Place: 14	18	14T	25	9T	16T	
18	323	Blake RYAN	VIC	Diff: 2.800	2.900	4.600	1.700	2.300	2.200	
				Exec: 8.200	6.933	7.766	9.133	8.666	8.133	
				ND: _____	_____	_____	_____	_____	_____	
				Final: 11.000	9.833	12.366	10.833	10.966	10.333	65.3
				Place: 28	15	1	27	22	18T	
19	374	Jakeb HYNES	WA	Diff: 4.100	2.500	2.900	2.400	2.900	2.100	
				Exec: 7.833	7.033	7.800	9.266	8.233	8.133	
				ND: _____	_____	_____	_____	_____	_____	
				Final: 11.933	9.533	10.700	11.666	11.133	10.233	65.1
				Place: 15	19	22*	16	17T	20	
20	162	Ryan GRIMISON	NSW	Diff: 4.300	2.900	2.200	4.600	3.100	2.100	
				Exec: 8.333	6.000	8.466	7.833	8.500	6.700	
				ND: _____	_____	_____	-0.300	_____	_____	
				Final: 12.633	8.900	10.666	12.133	11.600	8.800	64.7
				Place: 7	26	23T	13	12T	30	

2018 MAG AGC Day 1

Meet Results







May 21-27, 2018

Rank	Num	Name	Gym							A
21	325	Asher GINSBERG	VIC	Diff: 3.700	2.200	2.800	2.400	2.200	1.800	
				Exec: 7.166	8.466	7.633	8.066	8.933	8.533	
				ND: _____	_____	_____	_____	_____	_____	
				Final: 10.866	10.666	10.433	10.466	11.133	10.333	63.8
				Place: 29	5	26	32	17T	18T	
22F	191	Dylan BIGGS	NZL	Diff: 3.900	2.200	2.900	3.500	3.200	2.800	
				Exec: 7.866	5.933	7.800	9.033	6.300	8.133	
				ND: _____	_____	_____	_____	_____	_____	
				Final: 11.766	8.133	10.700	12.533	9.500	10.933	63.5
				Place: 19F	28F	22F	10F	32F	7F	
22	120	Jonathan FULOP	ACT	Diff: 3.300	2.500	3.400	2.400	3.200	2.800	
				Exec: 7.333	7.366	7.733	8.966	7.200	7.266	
				ND: _____	_____	_____	-0.100	_____	_____	
				Final: 10.633	9.866	11.133	11.266	10.400	10.066	63.3
				Place: 32	14	14T	20	30	21T	
23	121	Jamieson NORRIS	ACT	Diff: 2.700	2.800	2.000	2.200	2.400	2.000	
				Exec: 9.000	7.233	8.900	8.666	7.500	7.533	
				ND: _____	_____	_____	_____	_____	_____	
				Final: 11.700	10.033	10.900	10.866	9.900	9.533	62.9
				Place: 20	12	20	26	31	27	
24	124	Jonathan ADAMS	ACT	Diff: 2.900	2.200	2.700	3.500	2.600	1.700	
				Exec: 7.866	5.900	8.333	8.533	8.200	8.066	
				ND: _____	_____	_____	_____	_____	_____	
				Final: 10.766	8.100	11.033	12.033	10.800	9.766	62.4
				Place: 30	28	18T	14	26	26	
25	122	Conall MINCHIN	ACT	Diff: 3.100	2.600	2.200	2.400	2.600	2.000	
				Exec: 8.666	6.366	8.033	8.700	8.233	7.466	
				ND: -0.100	_____	_____	_____	_____	_____	
				Final: 11.666	8.966	10.233	11.100	10.833	9.466	62.2
				Place: 21	24	27	22	24T	28	
26F	190	Aaron VAN EIJCK	NZL	Diff: 2.900	2.400	2.100	2.200	3.100	2.100	
				Exec: 8.200	5.566	8.566	8.500	9.266	9.000	
				ND: _____	-2.000	_____	_____	_____	_____	
				Final: 11.100	5.966	10.666	10.700	12.366	11.100	61.8
				Place: 24F	30F	23F	30F	2F	3F	
26	327	Josh ADAMS	VIC	Diff: 3.300	3.000	2.200	1.600	2.700	2.300	
				Exec: 8.333	4.933	8.833	9.433	6.433	8.100	
				ND: -0.300	_____	_____	_____	_____	_____	
				Final: 11.333	7.933	11.033	11.033	9.133	10.400	60.8
				Place: 23	29	18T	24	32	16T	
27	123	Isaac LEONARD	ACT	Diff: 2.900	2.300	2.000	1.600	2.400	2.000	
				Exec: 8.200	6.933	7.866	9.200	8.033	7.266	
				ND: _____	_____	_____	_____	_____	_____	
				Final: 11.100	9.233	9.866	10.800	10.433	9.266	60.6
				Place: 24*	22	31	28	29	29	
28	238	Kingsley SMITH	QLD	Diff: 3.400	2.000	2.700	2.400	2.300	2.400	
				Exec: 7.666	2.700	8.433	7.966	8.600	7.433	
				ND: _____	-2.000	_____	_____	_____	_____	
				Final: 11.066	2.700	11.133	10.366	10.900	9.833	55.9
				Place: 27	30	14T	33	23	24T	

2018 MAG AGC Day 1

Meet Results

May 21-27, 2018

Rank	Num	Name	Gym							A
29	324	Ricky MUKUMI	VIC	Diff: 4.700	___	2.000	3.500	2.700	2.700	
				Exec: 7.866	___	7.600	9.233	7.800	7.366	
				ND: -0.100	___	___	___	___	___	
				Final: 12.466	___	9.600	12.733	10.500	10.066	55.3
				Place: 8	31*	32	5	28	21T	
30	321	Jay ROSENZWEIG	VIC	Diff: 3.200	2.800	3.100	0.000	2.200	1.800	
				Exec: 6.633	7.266	8.166	0.000	9.200	8.966	
				ND: -0.100	___	___	___	___	___	
				Final: 9.733	10.066	11.266	0.000	11.400	10.766	53.2
				Place: 33	10T	10*	34	16	11	
31F	193	Mathew WILKINS	NZL	Diff: 3.100	1.600	2.000	2.400	2.500	0.700	
				Exec: 7.633	5.633	8.733	8.366	9.000	5.800	
				ND: ___	-2.000	___	-0.100	___	-3.500	
				Final: 10.733	5.233	10.733	10.666	11.500	3.000	51.8
				Place: 31F	30F	22F	30F	14F	31F	
31	373	Aaron ANTONAS	WA	Diff: 4.400	0.000	3.700	1.700	2.800	___	
				Exec: 7.833	0.000	8.233	9.733	8.033	___	
				ND: ___	___	___	___	___	___	
				Final: 12.233	0.000	11.933	11.433	10.833	___	46.4
				Place: 11T	31*	4	18	24T	31*	
32	232	Hugo VEERMAN	QLD	Diff: 2.900	3.900	2.100	2.400	0.000	___	
				Exec: 8.866	5.833	8.433	8.166	0.000	___	
				ND: ___	___	___	___	___	___	
				Final: 11.766	9.733	10.533	10.566	0.000	___	42.5
				Place: 19T	16	25	31	34	31*	
33	375	Jason CICCOTOSTO	WA	Diff: 3.800	0.000	0.000	3.500	2.700	___	
				Exec: 6.933	0.000	0.000	9.433	8.066	___	
				ND: ___	___	___	___	___	___	
				Final: 10.733	0.000	0.000	12.933	10.766	___	34.4
				Place: 31T	31*	34	4	27	31*	
34	322	Baciele ALYOUSEF	VIC	Diff: ___	___	2.500	3.500	2.800	___	
				Exec: ___	___	5.866	9.100	6.233	___	
				ND: ___	___	___	___	-2.000	___	
				Final: ___	___	8.366	12.600	7.033	___	27.9
				Place: 34	31*	33	7*	33	31*	