

2021 MAG Aus Championships L7 L8U D2

Level 8 Under 14







May 20-25, 2021

Page: 1
Printed: 5/23/2021 1:19 PM

Men / 8U / All Ages

Session: 231

Judge's Signatures

Rank	Num	Name/Gym								AA
1	205	Josef NEUMANN QLD	Prelims	10.566	10.500	10.733	9.533	10.033	9.533	60.898
			Finals	10.500	8.900	10.433	10.400	10.400	10.366	60.999
				Combined Total: 121.897						
2	153	Tru HAGENS NSW	Prelims	9.866	8.500	8.600	9.600	10.000	10.033	56.599
			Finals	10.600	10.133	8.900	10.600	9.500	10.400	60.133
				Combined Total: 116.732						
3	277	Xavier MAGNANINI VIC	Prelims	8.633	7.300	9.166	9.600	9.433	9.966	54.098
			Finals	10.266	8.700	9.666	10.133	9.800	10.400	58.965
				Combined Total: 113.063						
4T	151	John CARROLL NSW	Prelims	9.866	7.233	8.866	10.466	9.500	9.633	55.564
			Finals	10.666	8.700	9.133	10.266	8.333	6.933	54.031
				Combined Total: 109.595						
4T	207	James WOOD QLD	Prelims	9.733	8.266	9.266	9.433	10.066	8.466	55.230
			Finals	9.433	7.666	10.100	9.800	9.766	7.600	54.365
				Combined Total: 109.595						
6	152	Sam COOK NSW	Prelims	10.433	5.600	9.233	9.900	8.166	9.333	52.665
			Finals	10.900	6.633	10.300	10.433	9.100	8.366	55.732
				Combined Total: 108.397						
7	149	Alexander HRIPKO NSW	Prelims	7.166	8.833	8.000	8.933	9.600	9.933	52.465
			Finals	7.200	8.833	7.833	9.166	8.233	9.766	51.031
				Combined Total: 103.496						
8	206	Kane RODWAY QLD	Prelims	7.266	7.233	8.033	9.166	10.033	8.266	49.997
			Finals	7.766	7.433	8.800	9.933	9.833	8.166	51.931
				Combined Total: 101.928						
9	111	Kale WHITTINGHAM ACT	Prelims	8.100	5.200	7.533	9.233	6.366	9.166	45.598
			Finals	7.766	4.933	7.933	9.366	6.366	9.000	45.364
				Combined Total: 90.962						
10	150	Chase CROSS NSW	Prelims	8.133	5.633	6.233	10.266	7.466	7.466	45.197
			Finals	7.066	7.166	7.533	10.033	6.466	6.766	45.030
				Combined Total: 90.227						
11	278	Phoenix PETROVIC VIC	Prelims	7.200	4.700	6.533	9.166	7.833	8.566	43.998
			Finals	8.200	6.533	6.600	8.900	8.166	6.266	44.665
				Combined Total: 88.663						
12	112	Sebastian GALANG ACT	Prelims	7.200	6.200	7.633	9.300	6.633	8.366	45.332
			Finals	7.333	6.300	6.100	9.233	5.900	7.900	42.766
				Combined Total: 88.098						