

2018 MAG AGC Under 13 & 14 Day 1







Team Results - Multi

Men / 8U
Session: 08M

May 21-27, 2018

#1 - 2018 MAG AGC Under 13 & 14 Day 1: 100%

#2 - 2018 AGC Under 13 & 14 Day 2: 100%

Place	Gym	Team	Score						
1	QLD	QLD	328.200	53.950	48.250	54.100	59.150	53.950	58.800
				26.650	21.400	27.150	29.500	26.200	28.250
				27.300	26.850	26.950	29.650	27.750	30.550
		242 Zachary SIMPSON-WYLD							
		245 Matthew DAVIES							
		241 Harrison WILLIAMS							
		244 Fletcher GRIFFITHS							
		243 Alistair HOOLE							
		240 Baylen JUPP							
2	NSW	NSW	323.150	50.950	53.150	49.250	59.150	51.200	59.450
				25.300	27.850	25.050	29.950	26.050	28.800
				25.650	25.300	24.200	29.200	25.150	30.650
		167 Alan OSMAN							
		171 Logan OWEN							
		166 Saxon GLENDINNING							
		168 Will PHILLIPS							
		169 Taj BOVA							
		170 Aiden PRINCENA-WHITE							
3	WA	WA	301.000	48.550	45.150	45.350	57.850	50.400	53.700
				24.350	20.000	23.050	28.850	24.950	26.900
				24.200	25.150	22.300	29.000	25.450	26.800
		380 Matthew ROBERTS							
		381 Aarav RONGHE							
		378 Taj GARMONY							
		379 Luc VAN NIEL							