

# 2018 MAG AGC Day 1

## Meet Results







May 21-27, 2018

Page: 1  
Printed: 5/24/2018 9:38:05 PM

Men / 90

Session: 13M

Judge's Signatures

Rank	Num	Name	Gym							AA
1	250	Samuel FAVILLA	QLD	Diff: 3.700	3.100	3.600	4.000	3.400	3.300	
				Exec: 8.666	7.966	8.533	8.966	8.700	8.500	
				ND: _____	_____	_____	-0.100	_____	_____	
				Final: 12.366	11.066	12.133	12.866	12.100	11.800	72.331
				Place: 3T	3	1	3	5	2	1
2	172	JONATHAN HARRY	NSW	Diff: 3.900	2.300	3.800	3.200	3.100	3.200	
				Exec: 8.466	8.600	7.900	9.066	9.150	8.966	
				ND: _____	_____	_____	_____	_____	_____	
				Final: 12.366	10.900	11.700	12.266	12.250	12.166	71.648
				Place: 3T	5T	4	9	2	1	2
3	127	Simon BEWICK	ACT	Diff: 4.100	3.300	3.500	3.200	3.400	3.700	
				Exec: 8.600	6.933	8.266	9.133	8.350	7.866	
				ND: _____	_____	_____	_____	_____	_____	
				Final: 12.700	10.233	11.766	12.333	11.750	11.566	70.348
				Place: 1	10	3	6*	10	8	3
4	173	ANGUS LAURIE	NSW	Diff: 3.800	2.400	3.000	3.200	3.000	3.000	
				Exec: 8.266	8.500	8.333	9.133	9.200	8.700	
				ND: _____	_____	-0.300	_____	_____	_____	
				Final: 12.066	10.900	11.033	12.333	12.200	11.700	70.232
				Place: 5	5T	6	6*	3*	3T	4
5	247	Mitchell HARDING	QLD	Diff: 3.900	2.800	3.000	3.200	3.200	2.700	
				Exec: 8.666	7.533	8.500	8.933	9.200	8.700	
				ND: _____	_____	-0.300	-0.100	_____	_____	
				Final: 12.566	10.333	11.200	12.033	12.400	11.400	69.932
				Place: 2	8	5	11	1T	9T	5
6	332	William WHITEHEAD	VIC	Diff: 3.600	3.200	2.800	4.000	2.900	3.300	
				Exec: 7.566	8.600	8.166	8.900	8.900	7.900	
				ND: _____	_____	-0.300	_____	_____	_____	
				Final: 11.166	11.800	10.666	12.900	11.800	11.200	69.532
				Place: 15	1	9T	2	9	11T	6
7	174	COREY DEHN	NSW	Diff: 3.600	2.300	2.400	4.000	3.100	2.700	
				Exec: 8.233	7.566	8.200	9.133	8.850	8.966	
				ND: _____	_____	-0.300	_____	_____	_____	
				Final: 11.833	9.866	10.300	13.133	11.950	11.666	68.748
				Place: 9	11	15	1	6	5	7
8	330	James DUNN	VIC	Diff: 3.500	2.900	3.100	3.600	3.000	2.900	
				Exec: 7.966	8.566	7.300	7.200	9.200	8.800	
				ND: -0.200	_____	-0.300	-0.100	_____	_____	
				Final: 11.266	11.466	10.100	10.700	12.200	11.700	67.432
				Place: 13	2	17	19	3*	3T	8
9F	194	Peter NICHOLLS	NZL	Diff: 3.700	3.000	2.800	3.200	2.900	2.800	
				Exec: 8.400	6.666	8.266	8.633	8.400	8.266	
				ND: _____	_____	-0.300	_____	_____	_____	
				Final: 12.100	9.666	10.766	11.833	11.300	11.066	66.731
				Place: 5F	12F	9F	14F	15F	12F	9F
9	249	Taylor MOSS	QLD	Diff: 3.900	2.500	3.500	3.200	3.000	3.200	
				Exec: 7.600	6.200	7.500	9.033	7.800	8.433	
				ND: _____	_____	_____	_____	_____	_____	
				Final: 11.500	8.700	11.000	12.233	10.800	11.633	65.866
				Place: 12	14	7	10	16T	6T	9







# 2018 MAG AGC Day 1

## Meet Results

May 21-27, 2018

Page: 2  
Printed: 5/24/2018 9:38:05 PM

Men / 90  
Session: 13M

Rank	Num	Name	Gym							AA
10	252	Flynn CASSELLS	QLD	Diff: 3.500	2.800	3.400	1.600	2.500	3.100	
				Exec: 6.233	8.233	6.866	9.200	9.200	7.666	
				ND: _____	_____	_____	_____	_____	_____	
				Final: 9.733	11.033	10.266	10.800	11.700	10.766	64.298
				Place: 18	4	16	18	11T	13T	10
11	248	Joshua RIDLEY	QLD	Diff: 3.200	2.300	3.200	2.200	2.400	2.400	
				Exec: 8.666	6.533	9.066	8.466	8.050	7.900	
				ND: _____	_____	-0.300	_____	_____	_____	
				Final: 11.866	8.833	11.966	10.666	10.450	10.300	64.081
				Place: 8	13	2	20	18	15T	11
12F	196	Zayne COFFEY	NZL	Diff: 3.600	3.100	3.000	2.200	3.000	2.300	
				Exec: 7.466	4.600	7.933	8.833	9.400	8.900	
				ND: _____	_____	-0.300	_____	_____	_____	
				Final: 11.066	7.700	10.633	11.033	12.400	11.200	64.032
				Place: 17F	15F	11F	18F	1F	11F	12F
12	255	Alistair WESTACOTT	QLD	Diff: 3.300	3.100	2.400	3.200	2.300	2.300	
				Exec: 7.833	6.866	8.766	8.700	9.150	8.000	
				ND: _____	-4.000	-0.300	_____	_____	_____	
				Final: 11.133	5.966	10.866	11.900	11.450	10.300	61.615
				Place: 16	17	8	13	14	15T	12
13	283	Stephen MOULDS	SA	Diff: 3.000	2.100	2.000	3.200	2.400	2.700	
				Exec: 9.033	7.500	7.400	9.233	8.650	8.366	
				ND: _____	-4.300	_____	_____	_____	_____	
				Final: 12.033	5.300	9.400	12.433	11.050	11.066	61.282
				Place: 6	19	19	4	15	12T	13
14T	251	Joseph RYAN	QLD	Diff: 4.200	3.100	3.500	4.000	2.500	3.400	
				Exec: 7.333	7.600	6.900	7.733	6.700	8.233	
				ND: _____	_____	_____	-0.300	-4.000	_____	
				Final: 11.533	10.700	10.400	11.433	5.200	11.633	60.899
				Place: 11	7	13	17	20	6T	14T
14F	197	Thomas DEW	NZL	Diff: 4.400	2.500	3.000	4.000	3.300	1.900	
				Exec: 6.700	6.700	7.966	9.233	6.600	4.600	
				ND: _____	_____	_____	_____	_____	_____	
				Final: 11.100	9.200	10.966	13.233	9.900	6.500	60.899
				Place: 17F	13F	8F	1F	19F	21F	14F
15	331	Christopher GRANTSOS	VIC	Diff: 3.800	2.600	2.900	4.000	2.900	3.000	
				Exec: 8.200	4.766	7.666	7.700	9.000	8.400	
				ND: -0.100	-4.000	_____	_____	_____	_____	
				Final: 11.900	3.366	10.566	11.700	11.900	11.400	60.832
				Place: 7	21	11T	15	7	9T	15
16	246	Connor DE CAMPO	QLD	Diff: 3.900	2.500	2.600	3.200	3.200	2.700	
				Exec: 7.966	3.033	8.066	9.166	8.500	8.066	
				ND: -0.200	-4.000	-0.300	_____	_____	_____	
				Final: 11.666	1.533	10.366	12.366	11.700	10.766	58.397
				Place: 10	22	14	5	11T	13T	16
17	382	Jacob WESTLEY	WA	Diff: 3.400	2.300	2.400	3.200	2.500	2.100	
				Exec: 6.133	6.700	7.433	9.100	9.100	7.933	
				ND: _____	-4.000	-0.300	_____	_____	_____	
				Final: 9.533	5.000	9.533	12.300	11.600	10.033	57.999
				Place: 19	20	18	8	13	17	17







# 2018 MAG AGC Day 1

## Meet Results

May 21-27, 2018

Page: 3  
Printed: 5/24/2018 9:38:05 PM

Men / 90  
Session: 13M

Rank	Num	Name	Gym							AA
18	256	Haney MARTENS	QLD	Diff: 2.500	2.300	2.300	2.200	2.400	1.800	
				Exec: 7.533	7.133	8.000	8.533	8.400	8.133	
				ND: -0.100	_____	-4.300	-0.100	_____	_____	
				Final: 9.933	9.433	6.000	10.633	10.800	9.933	56.732
				Place: 17	12	21	21	16T	18	18
19	254	Christopher KONIDIS	QLD	Diff: 2.700	2.300	3.000	3.200	3.200	1.800	
				Exec: 7.200	8.100	7.966	8.700	8.650	7.900	
				ND: -4.100	-4.000	-0.300	-0.100	_____	_____	
				Final: 5.800	6.400	10.666	11.800	11.850	9.700	56.216
				Place: 20	16	9T	14	8	19	19
20F	195	Patrick SMITH	NZL	Diff: 4.100	2.800	3.000	2.800	2.900	_____	
				Exec: 7.666	6.833	6.800	7.366	8.750	_____	
				ND: _____	-0.300	-0.300	_____	-4.000	_____	
				Final: 11.766	9.333	9.500	10.166	7.650	_____	48.415
				Place: 10F	13F	19F	22F	19F	22F	20F
20	175	David CAPUTO	NSW	Diff: 3.400	2.300	3.100	3.200	2.600	2.200	
				Exec: 4.233	5.366	7.766	8.533	8.450	5.200	
				ND: -4.000	_____	-0.300	-0.100	-4.000	_____	
				Final: 3.633	7.666	10.566	11.633	7.050	7.400	47.948
				Place: 21	15	11T	16	19	20	20
21	253	Samuel STEAD	QLD	Diff: 2.800	2.400	2.300	3.200	0.900	1.300	
				Exec: 8.400	6.966	6.966	8.733	9.850	9.033	
				ND: _____	-4.000	-0.300	_____	-6.000	-6.000	
				Final: 11.200	5.366	8.966	11.933	4.750	4.333	46.548
				Place: 14	18	20	12	21	21	21
22	284	Aaron BARBARO	SA	Diff: _____	2.600	0.000	0.000	_____	_____	
				Exec: _____	7.700	0.000	0.000	_____	_____	
				ND: _____	_____	_____	_____	_____	_____	
				Final: _____	10.300	0.000	0.000	_____	_____	10.300
				Place: 22	9	22	22	22	22*	22