

# 2018 MAG AGC Day 1







## Meet Results Level 9 Unders

May 21-27, 2018

Men / 9J

Session: 15M







Judge's Signatures

Rank	Num	Name	Gym							AA
1F	200	Sam DICK	NZL	Diff: 4.600 Exec: 8.400 ND: -0.100 Final: <b>12.900</b> Place: <b>1F</b>	3.500 8.400	4.400 9.000	4.800 9.166	3.800 9.166	3.300 8.700	<b>77.132</b> <b>1F</b>
1	180	Jack HALL	NSW	Diff: 4.700 Exec: 7.333 ND: . Final: 12.033 Place: 5	3.800 8.400	4.500 8.566	4.000 9.300	4.600 7.933	4.100 7.333	<b>74.465</b> <b>1</b>
2	344	Ruben CHITTERS	VIC	Diff: 4.300 Exec: 7.666 ND: . Final: 11.966 Place: 6	3.400 7.833	3.900 8.200	4.000 9.600	3.300 9.300	4.000 8.100	73.599 <b>2</b>
3	343	Kipp SMITH	VIC	Diff: 3.900 Exec: 7.966 ND: -0.200 Final: 11.666 Place: 11	3.900 9.100	3.900 8.500	4.000 7.933	3.300 9.000	3.600 7.966	72.565 <b>3</b>
4	346	Marcus CASAMENTO	VIC	Diff: 4.600 Exec: 7.700 ND: . Final: <b>12.300</b> Place: <b>1T</b>	2.400 8.533	4.000 8.233	3.200 9.100	3.600 8.933	3.500 8.500	71.899 <b>4</b>
5F	202	Jack WILLIAMSON	NZL	Diff: 3.700 Exec: 6.766 ND: . Final: 10.466 Place: 23F	3.200 8.733	3.600 8.433	4.000 9.566	3.400 8.833	3.600 8.366	71.797 <b>5F</b>
5F	201	William FU ALLEN	NZL	Diff: 4.500 Exec: 6.866 ND: . Final: 11.366 Place: 17F	3.600 7.966	3.600 7.866	4.800 8.833	3.300 9.066	2.700 8.300	71.097 <b>5F</b>
5	266	David TANNER	QLD	Diff: 4.200 Exec: 7.566 ND: . Final: 11.766 Place: 7T	3.500 8.300	4.200 8.933	2.800 8.900	3.900 7.833	2.600 8.300	71.032 <b>5</b>
6	181	BENJAMIN FOSTER	NSW	Diff: 3.900 Exec: 7.966 ND: -0.100 Final: 11.766 Place: 7T	3.900 8.300	3.800 7.933	3.200 8.733	4.200 6.966	3.000 8.800	70.598 <b>6</b>
7	289	Nicholas MATTHEWS	SA	Diff: 4.400 Exec: 6.366 ND: . Final: 10.766 Place: 19	3.800 7.233	2.900 9.000	3.200 8.966	3.500 8.866	3.400 7.700	69.031 <b>7</b>

# 2018 MAG AGC Day 1

## Meet Results Level 9 Unders

May 21-27, 2018







Rank	Num	Name	Gym	Diff							AA
8	267	Brayden MARTIN	QLD	Diff: 3.800	3.800	4.200	2.800	3.300	3.800		
				Exec: 8.433	8.200	7.733	8.633	8.333	5.966		
				ND: .	.	.	-0.100	.	.		
				Final: 12.233	12.000	11.933	11.333	11.633	9.766	68.898	
				Place: 4	4	7	17T	8	20	8	
9	345	Joshua WALKER	VIC	Diff: 4.000	3.200	2.900	2.400	3.300	3.000		
				Exec: 8.266	7.666	8.333	8.900	8.266	8.166		
				ND: .	.	.	.	.	.		
				Final: 12.266	10.866	11.233	11.300	11.566	11.166	68.397	
				Place: 3	10	10	19	10T	7	9	
10	259	Kobi THOMPSON	QLD	Diff: 4.100	3.200	2.900	2.400	3.500	3.300		
				Exec: 7.600	6.966	8.200	9.100	8.100	8.400		
				ND: -0.200	.	.	.	.	.		
				Final: 11.500	10.166	11.100	11.500	11.600	11.700	67.566	
				Place: 14	13	11	14*	9	4	10	
11	128	Jeremy BLICK	ACT	Diff: 3.400	3.900	2.600	3.200	2.900	2.500		
				Exec: 7.200	7.333	7.400	8.900	8.800	7.566		
				ND: .	.	-0.300	.	.	.		
				Final: 10.600	11.233	9.700	12.100	11.700	10.066	65.399	
				Place: 21T	7T	19	8	7	18T	11	
12	130	Blair STEWART	ACT	Diff: 4.000	2.700	3.500	2.400	4.000	3.500		
				Exec: 7.700	5.333	7.066	9.066	7.533	7.166		
				ND: .	.	.	.	.	.		
				Final: 11.700	8.033	10.566	11.466	11.533	10.666	63.964	
				Place: 10	18	15	16	13	12T	12	
13	131	David KIDD	ACT	Diff: 4.100	3.000	3.000	4.000	3.000	2.200		
				Exec: 7.333	5.333	7.033	8.333	8.566	8.333		
				ND: .	.	-0.300	-0.300	.	.		
				Final: 11.433	8.333	9.733	12.033	11.566	10.533	63.631	
				Place: 15T	17	18	9	10T	14	13	
14	129	Mackenzie MURRAY	ACT	Diff: 3.900	2.400	3.000	3.200	2.500	2.000		
				Exec: 7.533	5.400	7.700	9.200	7.400	8.933		
				ND: .	.	.	.	.	.		
				Final: 11.433	7.800	10.700	12.400	9.900	10.933	63.166	
				Place: 15T	19	14	4*	20	10	14	
15	260	Ethan DE BEER	QLD	Diff: 4.000	3.000	2.300	3.200	3.200	2.900		
				Exec: 7.000	6.766	8.466	8.800	8.366	6.100		
				ND: -0.400	.	-0.300	-0.300	.	.		
				Final: 10.600	9.766	10.466	11.700	11.566	9.000	63.098	
				Place: 21T	15	16	11T	10T	21	15	
16	258	Callum HEALY	QLD	Diff: 2.900	3.100	2.200	1.600	2.700	2.600		
				Exec: 8.466	6.766	7.366	9.366	8.533	7.533		
				ND: .	.	-0.300	.	.	.		
				Final: 11.366	9.866	9.266	10.966	11.233	10.133	62.830	
				Place: 17T	14	21	21	14	17	16	
17F	204	Maxmilian RENAUD	NZL	Diff: 4.300	2.400	3.400	4.000	3.300	3.000		
				Exec: 6.866	5.600	7.866	8.966	9.166	6.166		
				ND: -0.300	-4.000	-0.300	-0.300	.	.		
				Final: 10.866	4.000	10.966	12.666	12.466	9.166	60.130	
				Place: 19F	20F	12F	3F	4F	21F	17F	

# 2018 MAG AGC Day 1

## Meet Results Level 9 Unders

May 21-27, 2018

Men / 9J  
Session: 15M

Rank	Num	Name	Gym							AA
17	383	Jeremy CHOONG	WA	Diff: 4.400 Exec: 7.266 ND: -0.100 Final: 11.566 Place: 12	3.300 4.400 -4.000 3.700 20	3.300 7.433 . 10.733 13	4.000 7.333 . 11.333 17T	3.300 7.266 . 10.566 19	3.600 7.466 . 11.066 9	58.964 17
18	261	Kristian RUSSELL	QLD	Diff: 4.300 Exec: 7.166 ND: -0.100 Final: 11.366 Place: 17T	2.900 6.366 . 9.266 16	2.300 7.533 -4.300 5.533 22	2.800 8.533 -0.100 11.233 20	3.000 7.633 . 10.633 18	2.900 7.166 . 10.066 18T	58.097 18
19	342	Kynan WHITEHEAD	VIC	Diff: 4.500 Exec: 7.800 ND: . Final: 12.300 Place: 1T	3.100 8.633 . 11.733 6	2.900 7.733 -0.300 10.333 17	3.200 9.200 . 12.400 4*	3.300 7.800 . 11.100 17	. . . . 22*	57.866 19
20	182	AUSTIN FOLLETT	NSW	Diff: 3.500 Exec: 7.266 ND: -0.100 Final: 10.666 Place: 20	2.500 7.800 . 10.300 12	2.400 7.400 -0.300 9.500 20	2.400 7.900 -0.100 10.200 22	2.800 7.600 -4.000 6.400 21	2.700 7.566 . 10.266 15	57.332 20
21	333	Dylan CHAPMAN	VIC	Diff: 3.500 Exec: 8.033 ND: . Final: 11.533 Place: 13	. . . . 21*	4.000 7.966 . 11.966 6	2.400 9.100 . 11.500 14*	3.200 8.000 . 11.200 15	3.200 7.033 . 10.233 16	56.432 21
22F	203	Batu YAZICI	NZL	Diff: . Exec: . ND: . Final: . Place: 23F	4.200 7.133 . 11.333 7F	3.500 7.800 . 11.300 10F	. . . . 23F	3.600 8.166 . 11.766 6F	3.800 6.933 . 10.733 12F	45.132 22F
22	179	Joel GAAL	NSW	Diff: 3.900 Exec: 7.833 ND: . Final: 11.733 Place: 9	. . . . 21*	. . . . 23	3.200 9.433 . 12.633 3	. . . . 22*	3.000 7.666 . 10.666 12T	35.032 22
23	335	William HAINES	VIC	Diff: . Exec: . ND: . Final: . Place: 23*	. . . . 21*	3.300 7.800 -0.300 10.800 12	. . . . 23*	. . . . 22*	. . . . 22*	10.800 23