







2018 MAG AGC Day 1

Meet Results

May 21-27, 2018

Page: 1
Printed: 5/25/2018 10:20:08 PM

Men / SR
Session: 16M
Judge's Signatures







Rank	Num	Name	Gym							AA
1	273	Michael TONE	QLD	Diff: 4.600	5.500	5.200	5.200	4.500	4.300	
				Exec: 7.733	7.866	6.733	8.933	7.900	8.433	
				ND: _____	_____	_____	-0.100	_____	_____	
				Final: 12.333	13.366	11.933	14.033	12.400	12.733	76.798
				Place: 6T	3	8	3	6	4T	1
2	352	Lachlan SMITH	VIC	Diff: 4.500	3.800	3.900	4.000	4.500	4.500	
				Exec: 7.233	7.800	8.833	8.733	9.133	8.033	
				ND: -0.300	_____	_____	-0.100	_____	_____	
				Final: 11.433	11.600	12.733	12.633	13.633	12.533	74.565
				Place: 12	9	3	13	1	8	2
3	353	Scott BROOKS	VIC	Diff: 4.800	4.000	4.100	4.800	4.700	4.100	
				Exec: 7.033	6.633	8.200	8.666	8.166	8.866	
				ND: -0.300	_____	_____	_____	_____	_____	
				Final: 11.533	10.633	12.300	13.466	12.866	12.966	73.764
				Place: 11	11	5	5	2	3	3
4	183	Jarrold BUICK	NSW	Diff: 4.900	4.000	3.900	4.000	3.900	3.700	
				Exec: 7.433	8.300	8.533	8.533	8.633	7.166	
				ND: _____	_____	_____	_____	_____	_____	
				Final: 12.333	12.300	12.433	12.533	12.533	10.866	72.998
				Place: 6T	6	4	15	5	10	4
5	271	Mitchell JONES	QLD	Diff: 4.900	4.900	5.300	4.800	5.300	4.300	
				Exec: 5.900	4.700	6.900	7.866	7.333	8.366	
				ND: _____	_____	_____	-0.100	_____	_____	
				Final: 10.800	9.600	12.200	12.566	12.633	12.666	70.465
				Place: 14	14	6T	14	4	6	5
6F	198	Harvey HAMBER	NZL	Diff: 5.000	3.400	4.500	4.400	3.900	4.200	
				Exec: 5.933	7.466	8.633	8.733	7.466	6.933	
				ND: -0.100	_____	_____	_____	_____	_____	
				Final: 10.833	10.866	13.133	13.133	11.366	11.133	70.464
				Place: 14F	11F	2F	9F	10F	10F	6F
6	384	Jake THOMPSON	WA	Diff: 4.700	4.300	4.200	4.000	4.200	4.600	
				Exec: 5.200	5.766	6.466	9.066	7.600	6.033	
				ND: _____	_____	_____	_____	_____	_____	
				Final: 9.900	10.066	10.666	13.066	11.800	10.633	66.131
				Place: 16	13	10	10	9	11	6
7	274	Joshua CHAMBERS	QLD	Diff: 4.700	3.500	3.400	4.000	4.000	4.300	
				Exec: 5.733	5.000	8.333	9.133	7.900	6.133	
				ND: -0.200	_____	_____	_____	_____	_____	
				Final: 10.233	8.500	11.733	13.133	11.900	10.433	65.932
				Place: 15	16	9	9T	8	12	7
8	269	Heath THORPE	QLD	Diff: 5.200	_____	4.300	4.800	_____	4.500	
				Exec: 7.633	_____	7.900	9.300	_____	8.066	
				ND: _____	_____	_____	-0.100	_____	_____	
				Final: 12.833	_____	12.200	14.000	_____	12.566	51.599
				Place: 3	17*	6T	4	12*	7	8
9	184	CAMERON MALONE	NSW	Diff: 4.700	4.800	_____	4.800	3.600	_____	
				Exec: 7.000	6.100	_____	8.633	7.666	_____	
				ND: -0.300	_____	_____	-0.100	_____	_____	
				Final: 11.400	10.900	_____	13.333	11.266	_____	46.899
				Place: 13	10	11*	8	10	13*	9

2018 MAG AGC Day 1

Meet Results

May 21-27, 2018

Men / SR
Session: 16M

Rank	Num	Name	Gym							AA
10	133	James BACUETI	ACT	Diff: 5.400	4.800	___	5.600	4.400	___	46.232 10
				Exec: 7.000	5.666	___	8.066	5.700	___	
				ND: -0.100	___	___	-0.300	___	___	
				Final: 12.300	10.466	___	13.366	10.100	___	
				Place: 8	12	11*	7	11	13*	
11	290	Christopher REMKES	SA	Diff: 6.200	5.900	___	5.600	___	___	42.466 11
				Exec: 8.266	7.500	___	9.000	___	___	
				ND: ___	___	___	___	___	___	
				Final: 14.466	13.400	___	14.600	___	___	
				Place: 1	2	11*	1	12*	13*	
12	354	Tyson BULL	VIC	Diff: ___	5.000	___	___	5.000	5.900	40.365 12
				Exec: ___	8.733	___	___	7.766	7.966	
				ND: ___	___	___	___	___	___	
				Final: ___	13.733	___	___	12.766	13.866	
				Place: 17*	1	11*	17*	3	2	
13	185	Gabriel SWAN-MCLEAN	NSW	Diff: 5.600	___	___	5.200	___	4.200	39.299 13
				Exec: 6.533	___	___	9.233	___	8.533	
				ND: ___	___	___	___	___	___	
				Final: 12.133	___	___	14.433	___	12.733	
				Place: 10	17*	11*	2	12*	4T	
14	268	Michael MERCIECA	QLD	Diff: ___	5.100	___	___	5.000	5.700	38.699 14
				Exec: ___	6.900	___	___	7.333	8.666	
				ND: ___	___	___	___	___	___	
				Final: ___	12.000	___	___	12.333	14.366	
				Place: 17*	8	11*	17*	7	1	
15	348	Kent PIETERSE	VIC	Diff: 5.200	___	___	4.400	___	4.800	38.566 15
				Exec: 8.033	___	___	8.633	___	7.600	
				ND: ___	___	___	-0.100	___	___	
				Final: 13.233	___	___	12.933	___	12.400	
				Place: 2	17*	11*	11	12*	9	
16	186	Ben CONGEDI	NSW	Diff: 4.800	4.400	5.200	___	___	___	37.299 16
				Exec: 7.533	7.633	7.833	___	___	___	
				ND: -0.100	___	___	___	___	___	
				Final: 12.233	12.033	13.033	___	___	___	
				Place: 9	7	2	17*	12*	13*	
17F	199	Amos CHAN	NZL	Diff: 4.200	4.300	___	0.000	___	4.200	33.566 17F
				Exec: 7.000	6.100	___	0.000	___	8.066	
				ND: -0.300	___	___	___	___	___	
				Final: 10.900	10.400	___	0.000	___	12.266	
				Place: 14F	13F	11F	17F	12F	10F	
17	351	Corey MORTON	VIC	Diff: 5.400	___	___	5.200	___	___	25.799 17
				Exec: 7.366	___	___	8.333	___	___	
				ND: -0.400	___	___	-0.100	___	___	
				Final: 12.366	___	___	13.433	___	___	
				Place: 5	17*	11*	6	12*	13*	
18	276	Jay PERY	QLD	Diff: 4.500	4.500	___	___	___	___	25.233 18
				Exec: 7.900	8.333	___	___	___	___	
				ND: ___	___	___	___	___	___	
				Final: 12.400	12.833	___	___	___	___	
				Place: 4	4	11*	17*	12*	13*	







2018 MAG AGC Day 1

Meet Results

May 21-27, 2018

Page: 3
Printed: 5/25/2018 10:20:08 PM

Men / SR
Session: 16M

Rank	Num	Name	Gym							AA
19	347	William SHUREY	VIC	Diff: —. —.	5.000	—. —.	4.000	—. —.	—. —.	
				Exec: —. —.	7.333	—. —.	7.833	—. —.	—. —.	
				ND: —. —.						
				Final: —. —.	12.333	—. —.	11.833	—. —.	—. —.	24.166
				Place: 17*	5	11*	16	12*	13*	19
20	350	Andreas LEPORE	VIC	Diff: —. —.	4.600	—. —.	4.000	—. —.	—. —.	
				Exec: —. —.	4.200	—. —.	8.800	—. —.	—. —.	
				ND: —. —.			-0.100	—. —.	—. —.	
				Final: —. —.	8.800	—. —.	12.700	—. —.	—. —.	21.500
				Place: 17*	15	11*	12	12*	13*	20
21	132	Adam FALZARANO	ACT	Diff: —. —.	—. —.	4.800	—. —.	—. —.	—. —.	
				Exec: —. —.	—. —.	8.366	—. —.	—. —.	—. —.	
				ND: —. —.						
				Final: —. —.	—. —.	13.166	—. —.	—. —.	—. —.	13.166
				Place: 17*	17*	1	17*	12*	13*	21
22*	272	Jack RIEK	QLD	Diff: —. —.	—. —.	—. —.	—. —.	—. —.	—. —.	
				Exec: —. —.	—. —.	—. —.	—. —.	—. —.	—. —.	
				ND: —. —.						
				Final: —. —.	—. —.	—. —.	—. —.	—. —.	—. —.	0.000
				Place: 17*	17*	11*	17*	12*	13*	22*
22*	270	Scott COSTIN	QLD	Diff: —. —.	—. —.	—. —.	—. —.	—. —.	—. —.	
				Exec: —. —.	—. —.	—. —.	—. —.	—. —.	—. —.	
				ND: —. —.						
				Final: —. —.	—. —.	—. —.	—. —.	—. —.	—. —.	0.000
				Place: 17*	17*	11*	17*	12*	13*	22*