



AUS Australian Championships 2023 Gold Coast Sports and Leisure Centre, 16-21 May 2023  
 Double mini-trampoline — Junior U17 DMT Male — [Final 2](#)

					S1	S2	L	E	D	Total	Score
1.	BLENCH	Joshua	<b>NSW</b> NSW	2007	6	6	4	18.4	7.2	-0.2→25.400	25.400
2.	DIAZ BALLAS	Nicolas	<b>NSW</b> NSW	2007	7	6	2	18.5	6.4	-1.0→23.900	23.900
3.	LEFFLER	Emerson	<b>VIC</b> VIC	2008	6	7	3	18.4	6.4	-1.0→23.800	23.800
4.	SOUTHALL	Ryan	<b>NSW</b> NSW	2007	6	8	2	18.4	5.2	-0.2→23.400	23.400

Generated by [sporttech.io](https://sporttech.io) official scoring system at **May 12, 2023 11:26:02 AM**. Live results at [www.sporttech.io/explore](https://www.sporttech.io/explore).



AUS Australian Championships 2023 Gold Coast Sports and Leisure Centre, 16-21 May 2023  
 Double mini-trampoline — Junior U17 DMT Male — Final

						S1	S2	L	E	D	Total	Score
1.	BLENCH	Joshua	<b>NSW</b> NSW	2007	4	5	0	19.1	6.9		26.000	26.000
2.	LEFFLER	Emerson	<b>VIC</b> VIC	2008	5	6	2	18.7	6.8		25.500	25.500
3.	DIAZ BALLAS	Nicolas	<b>NSW</b> NSW	2007	4	6	3	18.7	7.2	-0.6→	25.300	25.300
4.	SOUTHALL	Ryan	<b>NSW</b> NSW	2007	6	4	2	18.8	5.2		24.000	24.000
5.	NARDELLO	Loki	<b>QLD</b> QLD	2007	6	6	2	18.6	6.0	-0.6→	24.000	24.000
6.	WILCOX	Rohan	<b>TAS</b> TAS	2007	8	9	4	17.9	6.4	-1.0→	23.300	23.300
7.	DONALD	Harry	<b>TAS</b> TAS	2008	6	8	4	18.2	4.8	-0.8→	22.200	22.200
8.	BATTY	Brock	<b>VIC</b> VIC	2007							DNS	0







Generated by [sporttech.io](https://sporttech.io) official scoring system at **May 19, 2023 10:52:38 AM**. Live results at [www.sporttech.io/explore](https://www.sporttech.io/explore).



AUS Australian Championships 2023 Gold Coast Sports and Leisure Centre, 16-21 May 2023  
 Double mini-trampoline — Junior U17 DMT Male — Qualification

						S1	S2	L	E	D	Total	Score
1.	LEFFLER	Emerson	VIC	VIC	2008	4	4	2	19.0	6.8	-0.8→25.000	50.300
						3	4	2	19.1	6.4	-0.2→25.300	
2.	DIAZ BALLAS	Nicolas	NSW	NSW	2007	4	6	2	18.8	7.2	-0.6→25.400	50.200
						7	5	2	18.6	6.8	-0.6→24.800	
3.	BATTY	Brock	VIC	VIC	2007	3	2	2	19.3	6.4	-0.6→25.100	49.700
						2	3	3	19.2	6.0	-0.6→24.600	
4.	BLENCH	Joshua	NSW	NSW	2007	6	6	20	16.8	6.9	-1.0→22.700	48.800
						4	5	2	18.9	7.2	26.100	
5.	SOUTHALL	Ryan	NSW	NSW	2007	7	7	2	18.4	5.2	23.600	48.300
						3	2	0	19.5	5.2	24.700	
6.	NARDELLO	Loki	QLD	QLD	2007	6	8	4	18.2	6.0	-0.6→23.600	47.900
						6	4	1	18.9	6.0	-0.6→24.300	
7.	WILCOX	Rohan	TAS	TAS	2007	6	5	3	18.6	5.6	-0.6→23.600	47.300
						6	6	1	18.7	5.6	-0.6→23.700	
8.	DONALD	Harry	TAS	TAS	2008	8	7	4	18.1	4.8	-0.2→22.700	45.100
						7	7	4	18.2	4.8	-0.6→22.400	
9.	MANN-SEGAL	James	VIC	VIC	2008	4	6	0	19.0	3.7	-0.6→22.100	44.800
						8	8	1	18.3	4.4	22.700	

Generated by [sporttech.io](https://sporttech.io) official scoring system at **May 12, 2023 11:25:36 AM**. Live results at [www.sporttech.io/explore](https://www.sporttech.io/explore).

					S1	S2	L	E	D	Total	Score
<del>10.</del>	MCEVEDY	Roman	 NZ	2008	6	6	2	18.6	4.8	-0.6→22.800	44.000
					6	6	0	18.8	2.4	21.200	
10.	BARTON	Isaac	 NSW	2007	6			17.4	2.4	19.800	43.600
					6	6	2	18.6	5.2	23.800	
<del>11.</del>	VILJOEN	Eras	 NZ	2008	6	6	3	18.5	4.8	-0.8→22.500	42.800
					8	10	5	17.7	3.2	-0.6→20.300	
11.	CAPP	Alexander	 QLD	2007	6			17.4	2.4	19.800	42.700
					5	5	5	18.5	5.2	-0.8→22.900	
12.	LEWSAM	Nathan	 NSW	2007						DNS	0
										DNS	
12.	MORALES	Trey	 QLD	2007						DNS	0
										DNS	
12.	BROWN	Hudson	 QLD	2008						DNS	0
										DNS	