



AUS Australian Championships 2023 Gold Coast Sports and Leisure Centre, 16-21 May 2023







Individual trampoline – Junior U17 TRP Male – Final

					S1	S2	S3	S4	S5	S6	S7	S8	S9	S10	L	E	D	HD	ToF	Total	Score
1.	GUNTHER	Flynn	NZ	2008	4	4	6	4	4	4	6	4	5	6	2	15.1	13.8	9.60	15.350	53.850	53.850
1.	DIAZ BALLAS	Nicolas	NSW	2007	6	4	6	4	8	8	6	6	5	4	0	14.3	13.8	9.10	15.280	-0.2→52.280	52.280
2.	BROWN	Hudson	QLD	2008	4	4	4	6	6	4	6	4	4	6	4	14.8	10.0	9.50	14.525	48.825	48.825
3.	MCEVEDY	Roman	NZ	2008	4	4	4	6	4	4	4	4	2	4	1	15.9	9.4	9.50	13.935	48.735	48.735
3.	MANN-SEGAL	James	VIC	2008	6	4	8	5	6	6	6	7	7	8	4	13.3	11.8	8.90	14.265	48.265	48.265
4.	CAPOGRECO	Zac	SA	2007	4	4	6	6	4	5	7	6	6	4	1	14.7	9.0	9.20	14.275	47.175	47.175
5.	SOUTHALL	Ryan	NSW	2007	6	6	6	7	6	8	8	6	6	8	2	13.1	10.5	8.50	14.805	46.905	46.905
6.	BARTON	Isaac	NSW	2007	8	8	8	8	8	8	8	6	4	6	2	12.6	9.8	9.20	13.095	44.695	44.695
7.	NARDELLO	Loki	QLD	2007	8											1.2	1.7	1.00	1.580	5.480	5.480
8.	LEWSAM	Nathan	NSW	2007	4											1.6	1.3	1.00	1.575	5.475	5.475



AUS Australian Championships 2023 Gold Coast Sports and Leisure Centre, 16-21 May 2023
 Individual trampoline – Junior U17 TRP Male – Qualification

					S1	S2	S3	S4	S5	S6	S7	S8	S9	S10	L	E	D	HD	ToF	Total	Score
4.	GUNTHER	Flynn	NZ	2008	0	2	2	2	2	2	2	2	4	2	3	17.7		9.50	16.160	43.360	96.995
					4	4	6	4	4	6	6	4	4	6	6	14.6	13.8	9.50	15.735	53.635	
1.	DIAZ BALLAS	Nicolas	NSW	2007	0	2	3	2	4	1	4	2	5	4	2	17.1		9.00	16.680	-0.2→42.580	95.850
					4	6	4	4	6	6	4	5	6	6	0	14.9	13.8	9.10	15.670	-0.2→53.270	
2.	MANN-SEGAL	James	VIC	2008	2	2	6	4	4	2	2	2	0	2	2	17.2		9.40	15.540	42.140	92.595
					7	4	4	3	3	4	2	6	6	7	2	15.2	11.8	8.80	14.655	50.455	
3.	BROWN	Hudson	QLD	2008	3	4	2	2	3	4	4	3	5	2	0	16.8		9.40	15.395	41.595	91.790
					4	4	4	2	2	4	4	3	3	6	2	16.2	10.0	9.10	14.895	50.195	
4.	MCEVEDY	Roman	NZ	2008	0	2	2	2	4	4	4	3	1	3	0	17.5		9.20	14.490	41.190	89.675
					3	2	4	6	5	4	4	4	5	4	3	15.6	9.4	9.30	14.185	48.485	
4.	CAPOGRECO	Zac	SA	2007	2	2	4	6	4	4	4	2	2	6	0	16.4		9.60	14.790	40.790	89.365
					3	2	4	4	6	4	6	4	4	4	2	15.7	9.0	9.50	14.375	48.575	
5.	BARTON	Isaac	NSW	2007	3	2	3	4	4	6	6	2	4	4	4	15.8		9.60	14.445	39.845	87.200
					8	6	6	4	6	5	4	4	4	6	5	14.2	9.8	9.40	13.955	47.355	
6.	SOUTHALL	Ryan	NSW	2007	3	4	4	5	6	8	6	4	4	2	2	15.2		9.30	15.710	40.210	86.405
					6	8	8	8	8	6	5	4	8	8	20	11.1	10.5	9.50	15.295	-0.2→46.195	
7.	NARDELLO	Loki	QLD	2007	4	2	4	3	5	4	4	2	2	2	4	16.4		9.70	14.745	40.845	56.825
					6	4	6									4.4	4.2	2.90	4.480	15.980	

					S1	S2	S3	S4	S5	S6	S7	S8	S9	S10	L	E	D	HD	ToF	Total	Score	
8.	LEWSAM	Nathan	 NSW	2007	6	6										2.8		1.70	3.110	7.610	55.955	
					4	4	3	4	6	4	6	6	6	8	2	14.7	9.5	9.60	14.545	48.345		
9.	WILCOX	Rohan	 TAS	2007	8											1.2		0.80	1.820	3.820	55.145	
					4	4	6	7	6	10	8	8	8	8	2	12.9	14.2	9.00	15.225	51.325		
10.	LEFFLER	Emerson	 VIC	2008	3	3	4	4	2	2	4	3	3	4	2	16.6		9.20	15.395	41.195	46.320	
					4											1.6	1.1	0.80	1.625	5.125		
11.	FREIND	Jayden	 WA	2008	5	4	6	6	7	6	4	6	5	8	0	14.3		9.50	14.185	37.985	43.305	
					6											1.4	1.5	1.00	1.420	5.320		
12.	BATTY	Brock	 VIC	2007	0	0	3	2	2	0	2	3	4	5	20	15.9		8.90	17.095	41.895	41.895	
					0	0	0	0	0	0	0	0	0	0	0	20.0					DNS	
13.	AFONSO	Isaac	 SA	2008																	DNS	
																					DNS	0