







AUS Australian Championships 2023 Gold Coast Sports and Leisure Centre, 16-21 May 2023  
Synchronised trampoline – Junior SYN Female – Final

					S1	S2	S3	S4	S5	S6	S7	S8	S9	S10	L	E	D	HD	Syn	Total	Score
1.	CROTTY MAR FAN	Rebecca Clare	QLD QLD	2005 2004	2.0	2.0	2.0	1.5	1.5	1.5	2.0	2.0	2.0	2.5	1.5	7.95	8.7	9.45	17.28	43.380	87.040
2.	CUNNINGHAM HUTH	Harmony Alexis	QLD QLD	2007 2007	2.5	3.0	3.0	3.0	3.0	3.0	3.0	3.0	3.0	3.5	5.5	6.45	8.3	9.25	18.92	42.920	86.600
3.	SWIFT UPTON	Belle Tegan	NSW NSW	2008 2007	2.0	2.0	3.5	3.0	2.0	2.0	3.0	2.5	2.0	2.5	0	7.55	7.8	9.30	19.16	43.810	86.380
4.	UNKOVICH-SMITH ARNOLD	Luci Lily	NZ NZ	2008 2007	2.5	3.0	3.0	3.5	3.0	3.0	3.0	2.5	2.5	3.5	2.0	6.85	8.4	9.15	16.84	-0.4→40.840	85.770
4.	CUNNINGHAM WOGAND	Trinity Elloise	QLD QLD	2004 2004	2.0	3.0	3.5	2.0	2.5	2.0	2.0	2.0	2.0	2.0	1.0	7.60	8.5	9.35	17.14	42.590	84.770
5.	BENNIE GALLACHER	Sally Evie	WA WA	2005 2007	1.5	1.0	3.0	3.5	3.0	2.5	2.5	2.0	1.5	2.5	2.0	7.50	8.2	9.25	17.52	42.470	83.330
6.	SHEERE JOHNSON	Lauren Layla-Leigh	NZ NZ	2007 2008	0.5	1.5	2.5	1.5	1.5	2.5	1.0	2.5	1.5	2.0	1.0	8.20	6.0	9.35	17.62	41.170	82.010
6.	DE PAOLI TARLINGTON	Evie Jennaya	NSW NSW	2006 2005	3.5	2.0	3.0	3.0	3.0	3.0	2.5	3.0	3.5	3.5	1.5	6.85	7.6	9.55	16.88	40.880	79.230
7.	MACDONALD FOSTER	Charlotte Grace	NZ NZ	2005 2005	1.5	2.0	1.5	1.5	2.0							4.15	2.8	4.75	8.86	20.560	62.180

Generated by [sporttech.io](http://sporttech.io) official scoring system at **May 12, 2023 11:22:47 AM**. Live results at [www.sporttech.io/explore](http://www.sporttech.io/explore).

					S1	S2	S3	S4	S5	S6	S7	S8	S9	S10	L	E	D	HD	Syn	Total	Score
7.	HUGHES MCCULLOCH	Avah Madison	 TAS  TAS	TAS TAS	2005 2006	2.0	1.5	1.5	3.0	3.0						3.90	3.9	4.55	8.00	20.350	61.600
8.	BARTER FOUNTIS	Lauren Eleni	 NSW  NSW	NSW NSW	2008 2008	1.5										0.85	1.3	1.00	1.96	5.110	46.470



AUS Australian Championships 2023 Gold Coast Sports and Leisure Centre, 16-21 May 2023  
Synchronised trampoline – Junior SYN Female – Qualification

					S1	S2	S3	S4	S5	S6	S7	S8	S9	S10	L	E	D	HD	Syn	Total	Score	
4.	UNKOVICH-SMITH ARNOLD	Luci Lily	NZ NZ	NZ NZ	2008 2007	2.0	2.0	2.0	2.5	2.5	2.0	2.5	2.0	2.0	2.5	1.0	7.70	8.4	9.65	19.18	44.930	44.930
1.	CUNNINGHAM HUTH	Harmony Alexis	QLD QLD	QLD QLD	2007 2007	2.0	2.5	3.0	3.0	2.0	3.0	3.5	3.0	3.0	3.0	1.5	7.05	8.3	9.85	18.48	43.680	43.680
2.	CROTTY MAR FAN	Rebecca Clare	QLD QLD	QLD QLD	2005 2004	2.0	2.0	2.5	2.0	2.0	2.0	2.5	1.5	2.0	2.0	2.5	7.70	8.7	9.40	17.86	43.660	43.660
3.	SWIFT UPTON	Belle Tegan	NSW NSW	NSW NSW	2008 2007	1.5	2.5	3.0	2.0	2.0	2.5	3.0	1.5	2.0	3.0	0	7.70	7.8	9.35	17.72	42.570	42.570
4.	CUNNINGHAM WOGAND	Trinity Elloise	QLD QLD	QLD QLD	2004 2004	2.0	3.0	3.5	2.5	3.0	3.0	2.0	2.0	2.0	2.0	0.5	7.45	8.5	9.45	16.78	42.180	42.180
5.	MACDONALD FOSTER	Charlotte Grace	NZ NZ	NZ NZ	2005 2005	0.5	2.0	1.5	2.5	2.5	2.0	3.0	2.5	2.5	2.5	6.0	7.25	6.5	9.65	18.22	41.620	41.620
5.	BARTER FOUNTIS	Lauren Eleni	NSW NSW	NSW NSW	2008 2008	2.0	2.0	2.5	3.0	3.0	2.5	2.0	2.0	2.0	2.5	1.5	7.50	8.3	9.40	16.16	41.360	41.360
6.	HUGHES MCCULLOCH	Avah Madison	TAS TAS	TAS TAS	2005 2006	3.0	1.5	1.5	3.0	2.5	2.5	3.0	2.5	3.0	2.5	0.5	7.45	7.8	9.60	16.40	41.250	41.250
7.	BENNIE GALLACHER	Sally Evie	WA WA	WA WA	2005 2007	2.5	2.0	2.5	3.0	3.0	2.5	2.5	3.0	2.5	3.0	1.0	7.25	8.2	9.25	16.16	40.860	40.860

Generated by [sporttech.io](http://sporttech.io) official scoring system at **May 19, 2023 10:15:48 AM**. Live results at [www.sporttech.io/explore](http://www.sporttech.io/explore).

					S1	S2	S3	S4	S5	S6	S7	S8	S9	S10	L	E	D	HD	Syn	Total	Score
<del>8.</del>	SHEERE JOHNSON	Lauren Layla-Leigh	<del>NZ</del> NZ <del>NZ</del> NZ	2007 2008	0.5	1.0	1.0	1.0	1.5	1.5	1.0	2.0	1.5	1.5	0.5	8.70	6.0	9.40	16.74	40.840	40.840
8.	DE PAOLI TARLINGTON	Evie Jennaya	NSW NSW NSW NSW	2006 2005	3.0	2.0	3.0	2.5	2.5	3.5	3.5	4.0	4.0	3.5	1.0	6.75	7.6	9.20	14.80	38.350	38.350
<del>9.</del>	HOWDEN MOORE	Lisa Maddison	<del>NZ</del> NZ <del>NZ</del> NZ	2005 2005	3.0	2.0	2.0	1.0	1.5	1.0						4.95	4.7	5.65	10.42	25.720	25.720
9.	WAIT RUSSELL	Breeanna Kate	QLD QLD WA WA	2003 2006	3.0	3.0	3.0	3.0	3.0							3.50	4.1	4.75	7.12	19.470	19.470
10.	MCGREGOR WILLIAMS	Charlotte Sienna	WA WA WA WA	2007 2008	2.0	1.5	1.5	2.0								3.30	3.5	3.80	7.76	-0.2→18.160	18.160
11.	BELL-O'BRIEN KERRISON	Aoife Ruby	SA SA SA SA	2007 2008	2.5	2.0	2.5	3.0								3.00	3.3	3.75	6.42	16.470	16.470
12.	MONTGOMERY SOUTHALL	Skye Abigail	NSW NSW NSW NSW	2007 2005	2.0	3.0										1.50	2.5	1.80	3.30	9.100	9.100
13.	DACK WALKER	Madeline Ellen	QLD QLD QLD QLD	2008 2008																DNS	0
13.	MITCHELL SEPPING	Chloe Hayley	NSW NSW NSW NSW	2006 2006																DNS	0