



AUS Australian Championships 2023 Gold Coast Sports and Leisure Centre, 16-21 May 2023

Individual trampoline – Junior U17 TRP Female – Final











					S1	S2	S3	S4	S5	S6	S7	S8	S9	S10	L	E	D	HD	ToF	Total	Score
1.	SHEERE	Lauren	NZ NZ	2007	4	2	2	4	2	4	2	4	2	2	1	17.1	9.7	9.30	13.910	50.010	50.010
1.	GALLACHER	Evie	WA WA	2007	4	4	4	6	4	2	2	5	4	6	0	15.9	8.9	9.70	14.240	48.740	48.740
2.	KERRISON	Ruby	SA SA	2008	5	6	4	5	3	4	6	4	4	7	3	14.9	9.9	9.60	13.855	48.255	48.255
3.	WILLIAMS	Sienna	WA WA	2008	2	4	6	4	6	4	4	2	3	6	4	15.5	8.1	9.10	15.155	47.855	47.855
4.	BARTER	Lauren	NSW NSW	2008	4	4	4	6	4	4	4	4	3	4	0	15.9	8.9	9.10	13.465	47.365	47.365
5.	ARNOLD	Lily	NZ NZ	2007	5	4	6	6	6	5	6	5	6	4	1	14.6	9.0	9.40	13.325	46.325	46.325
5.	BELL-O'BRIEN	Aoife	SA SA	2007	4	4	4	4	3	3	5	4	4	4	20	14.1	8.0	9.10	13.825	45.025	45.025
6.	CUNNINGHAM	Harmony	QLD QLD	2007	6	7	7	6	6	8	9	5	6	10	4	12.6	8.5	8.90	13.340	43.340	43.340
7.	FOUNTIS	Eleni	NSW NSW	2008	6	6	6									4.2	3.6	2.70	4.195	14.695	14.695
8.	DACK	Madeline	QLD QLD	2008	4	6										3.0	2.3	1.70	2.675	9.675	9.675



AUS Australian Championships 2023 Gold Coast Sports and Leisure Centre, 16-21 May 2023

Individual trampoline – Junior U17 TRP Female – Qualification

					S1	S2	S3	S4	S5	S6	S7	S8	S9	S10	L	E	D	HD	ToF	Total	Score
4.	SHEERE	Lauren	NZ	2007	2	2	2	2	4	2	2	0	3	4	0	17.7		9.40	14.170	41.270	91.350
					4	2	4	4	4	4	3	2	2	2	2	16.7	9.7	9.70	13.980	50.080	
1.	KERRISON	Ruby	SA	2008	0	1	2	2	4	2	2	2	4	4	2	17.5		9.70	14.185	41.385	88.850
					5	5	6	6	4	5	5	4	3	7	4	14.6	9.9	9.30	13.665	47.465	
2.	WILLIAMS	Sienna	WA	2008	4	4	4	2	3	2	4	6	2	6	3	16.0		9.00	14.860	39.860	88.655
					2	2	4	6	4	2	6	4	4	6	2	15.8	8.1	9.70	15.195	48.795	
3.	GALLACHER	Evie	WA	2007	3	2	4	4	4	4	4	4	2	6	4	15.9		9.70	14.655	40.255	88.110
					6	3	5	6	4	4	4	6	6	6	4	14.6	9.7	9.50	14.055	47.855	
4.	BARTER	Lauren	NSW	2008	4	4	2	2	2	3	3	3	3	4	2	16.8		9.80	13.720	40.320	86.770
					5	6	6	6	5	4	4	4	4	4	4	14.8	8.9	9.10	13.650	46.450	
5.	BELL-O'BRIEN	Aoife	SA	2007	2	4	0	4	4	3	3	5	3	4	0	16.8		9.80	13.870	40.470	86.650
					5	5	5	6	4	5	5	4	5	4	0	15.2	8.0	9.60	13.380	46.180	
6.	ARNOLD	Lily	NZ	2007	2	2	4	4	5	6	4	2	6	6	0	15.9		9.60	14.170	39.670	86.055
					5	5	8	6	6	5	6	4	4	7	2	14.2	9.2	9.40	13.585	46.385	
6.	FOUNTIS	Eleni	NSW	2008	5	4	4	5	5	4	4	4	4	4	2	15.5		9.40	13.890	38.790	83.725
					6	8	7	8	6	5	6	5	5	6	2	13.6	8.9	9.20	13.235	44.935	
7.	CUNNINGHAM	Harmony	QLD	2007	4	4	4	2	6	5	5	1	5	8	1	15.5		9.20	13.860	38.560	83.590
					6	7	8	7	8	8	6	6	6	6	2	13.0	9.2	9.40	13.430	45.030	

					S1	S2	S3	S4	S5	S6	S7	S8	S9	S10	L	E	D	HD	ToF	Total	Score	
8.	DACK	Madeline	 QLD	2008	4	4	2	4	4	5	6	1	4	6	0	16.0		9.20	12.765	37.965	83.585	
					5	4	5	4	4	4	6	6	6	6	2	14.8	9.1	8.70	13.020	45.620		
9.	SWIFT	Belle	 NSW	2008	5	5	5	4	4	4	4	2	4	6	0	15.7		9.50	13.090	38.290	83.145	
					5	6	6	6	5	5	7	4	5	6	0	14.5	8.3	9.10	12.955	44.855		
10.	MONTGOMERY	Skye	 NSW	2007	8	6	4	6	5	4	4	6	4	6	2	14.5		9.00	13.925	37.425	83.025	
					8	8	8	7	6	5	6	6	6	8	1	13.1	9.6	9.20	13.700	45.600		
11.	HUTH	Alexis	 QLD	2007	5	4	4	4	6	6	5	6	7	8	0	14.5		9.60	13.680	37.780	82.810	
					6	6	7	8	4	6	8	8	7	8	4	12.8	8.4	9.10	14.730	45.030		
12.	UPTON	Tegan	 NSW	2007	6	4	5	6	6	4	5	1	3	4	0	15.6		9.50	13.280	38.380	82.510	
					5	6	6	8	7	6	7	6	6	8	2	13.3	8.8	9.00	13.030	44.130		
13.	JOHNSON	Layla-Leigh	 NZ	2008	4	4	4	4	6	4	4	2	4	4	2	15.8		9.30	13.425	38.525	81.175	
					6	6	8	6	4	8	8	6	6	6	5	13.1	7.3	9.20	13.050	42.650		
13.	COLEMAN	Rosie	 SA	2007	5	6	6	6	6	5	6	4	4	6	1	14.5		9.60	12.525	36.625	79.390	
					6	6	8	6	7	6	8	6	6	8	2	13.1	7.8	9.30	12.565	42.765		
14.	MCGREGOR	Charlotte	 WA	2007	4	2	4	6	6	4	5	6	4	6	4	14.9		9.20	12.855	36.955	76.505	
					5	6	7	6	6	6	6	6	8		12.4	7.0	8.50	11.650	39.550			
15.	UNKOVICH-SMITH	Luci	 NZ	2008	2	2	4	6	6	5	5					11.0		6.70	10.075	27.775	73.130	
					6	4	4	6	4	5	4	3	4	5	20	13.5	8.7	9.10	14.055	45.355		
15.	WALKER	Ellen	 QLD	2008																DNS	0	
																					DNS	