



AUS Australian Championships 2023 Gold Coast Sports and Leisure Centre, 16-21 May 2023  
Individual trampoline – Junior U22 TRP Male – Final

				S1	S2	S3	S4	S5	S6	S7	S8	S9	S10	L	E	D	HD	ToF	Total	Score	
1.	EDWARDS Bryce	QLD	QLD	2005	4	4	6	6	7	6	8	6	5	6	0	14.2	15.0	9.30	14.730	53.230	53.230
2.	FRENCH Billy	TAS	TAS	2006	6	4	4	6	5	4	5	4	6	4	0	15.2	12.7	9.30	14.970	52.170	52.170
3.	BRETT Kaleb	NSW	NSW	2005	7	6	6	7	6	4	4	6	6	6	2	14.0	13.1	9.20	14.925	51.225	51.225
4.	CHU Andy	QLD	QLD	2005	4	4	4	6	4	4	7	6	4	6	20	13.1	11.8	9.70	15.325	49.925	49.925
5.	BRETT Kyle	NSW	NSW	2006	6	6	6	8	8	8	8	8	8	6	2	12.6	13.4	9.30	13.935	49.235	49.235
6.	DURKIN Samuel	QLD	QLD	2005	6	7	5	8								5.4	6.7	4.00	6.515	22.615	22.615
7.	STYLES Tristan	TAS	TAS	2005	4	6	4	6								6.0	5.0	3.50	5.755	20.255	20.255
8.	COX Callum	NSW	NSW	2005	6	6	6									4.2	4.2	2.60	4.485	15.485	15.485











# AUS Australian Championships 2023 Gold Coast Sports and Leisure Centre, 16-21 May 2023

## Individual trampoline – Junior U22 TRP Male – Qualification

					S1	S2	S3	S4	S5	S6	S7	S8	S9	S10	L	E	D	HD	ToF	Total	Score
1.	EDWARDS	Bryce	<b>QLD</b> QLD	2005	4 4	5	4	4	6	6	6	4	5	7	2	14.7 1.6	15.0 2.0	9.30 0.90	15.015 1.665	54.015 6.165	54.015
2.	DURKIN	Samuel	<b>QLD</b> QLD	2005	4 6	4 6	6 6	4 7	4 6	4 6	6 6	4 4	4 5	6 6	0	14.0 14.2	12.8 14.6	8.10 9.30	13.960 15.150	-0.2→48.660 53.250	53.250
3.	FRENCH	Billy	<b>TAS</b> TAS	2006	6 6	5 5	6 6	6 6	6 4	7 4	6 6	6 4	6 6	4 4	2 2	14.0 14.7	11.3 12.7	9.10 9.50	14.375 15.020	48.775 51.920	51.920
4.	BRETT	Kyle	<b>NSW</b> NSW	2006	7 6	7 6	8 6	10 7	10 8	10 6	10 5	10 6	10 6	10 4	0	5.8 14.0	7.3 13.4	4.20 9.20	7.510 14.675	24.810 51.275	51.275
5.	CHU	Andy	<b>QLD</b> QLD	2005	6 6	5 4	6 4	7 6	4 5	4 7	4 8	4 6	4 4	8 8	0	8.8 14.2	7.0 11.8	5.50 9.50	9.185 15.380	30.485 50.880	50.880
6.	BRETT	Kaleb	<b>NSW</b> NSW	2005	6 7	7 8	8 8	6 8	8 8	6 8	6 8	6 8	4 6	7 8	2 0	13.4 12.3	13.1 13.1	9.10 9.00	15.015 14.520	50.615 48.920	50.615
7.	STYLES	Tristan	<b>TAS</b> TAS	2005	4 3	4 4	4 6	4 4	4 8	2	3	4	4	6	2	15.9 7.5	10.5 5.8	9.10 4.80	14.595 7.445	50.095 25.545	50.095
8.	COX	Callum	<b>NSW</b> NSW	2005	7 6	6 6	6 6	4 5	8 6	6 4	8 4	8 6	8 4	4 4	0 2	13.5 14.7	11.7 11.9	9.00 9.20	13.775 14.280	47.975 50.080	50.080
9.	MURDEN	Axel	<b>TAS</b> TAS	2004	6 6	5 6	6 4	6	6	5	6	7	6	8	0	13.9 4.4	13.1 3.3	8.90 2.80	13.805 4.370	49.705 14.870	49.705

					S1	S2	S3	S4	S5	S6	S7	S8	S9	S10	L	E	D	HD	ToF	Total	Score
10.	STAFFORD	Damien	<b>WA</b> WA	2005	4	4	4	4	6	6	4	4	6	6	20	13.2	10.9	9.20	15.825	49.125	49.125
																				DNS	
11.	LEWSAM	Anthony	<b>ACT</b> ACT	2002	7	8	8	8	8	4	5	6	8	6	4	12.8	10.5	9.30	13.665	46.265	48.655
					7	6	8	8	9	4	4	4	6	6	0	13.8	10.5	9.70	14.655	48.655	
12.	ROCCA	Joshua	<b>SA</b> SA	2004	4	4	3	3	3	4	5	4	3	7	1	15.9	9.1	9.10	14.530	48.630	48.630
					3	6	4	4	4	5	5	4	3	5	3	15.4	9.1	9.50	14.185	48.185	
13.	WILSON	Timothy	<b>TAS</b> TAS	2002	6	4	4	3	6	4	6	5	6	5	4	14.7	9.6	9.30	14.005	47.605	48.270
					6	4	5	2	4	2	4	5	6	6	6	15.0	9.6	9.40	14.270	48.270	
14.	SMIT	Luan	<b>TAS</b> TAS	2004	6	8	6	7	3	8	6	8	6	5	2	13.5	11.3	9.20	14.175	48.175	48.175
					6	5	7	8								5.4	5.4	3.50	5.955	20.255	
<del>15.</del>	<del>SMITH</del>	<del>Sebastian</del>	<del><b>NZ</b> NZ</del>	<del>2005</del>	<del>0</del>	<del>4</del>	<del>4</del>	<del>3</del>	<del>2</del>	<del>4</del>	<del>4</del>	<del>6</del>	<del>4</del>	<del>5</del>	<del>5</del>	<del>15.9</del>	<del>7.3</del>	<del>9.40</del>	<del>15.480</del>	<del>48.080</del>	<del>48.080</del>
					<del>2</del>	<del>3</del>	<del>2</del>	<del>2</del>								<del>7.1</del>	<del>2.1</del>	<del>3.80</del>	<del>6.410</del>	<del>19.410</del>	
15.	BAILEY	Ryan	<b>QLD</b> QLD	2005	6	6	6	6	6	8	5	6	5	6	2	13.8	9.3	9.30	14.260	46.660	47.850
					4	6	5	6	3	6	4	6	4	6	2	14.8	9.3	9.30	14.450	47.850	
16.	KERR	Nicholas	<b>TAS</b> TAS	2006	4	3	5	6	4	6	4					10.8	7.2	6.60	10.005	34.605	47.815
					4	4	4	6	6	7	6	4	5	6	4	14.4	10.4	9.20	13.815	47.815	
17.	DU PRE MOORE	Zak	<b>QLD</b> QLD	2004	7	8	9	8	10	10	6	8	7	8	6	11.3	12.2	8.90	13.780	46.180	47.145
					8	8	8	6	8	8	8	8	10	8	2	11.8	11.8	9.30	14.245	47.145	
18.	PARDEY	Blake	<b>NSW</b> NSW	2005	8	7	6	6	5	8	4	4	4	6	6	13.6	10.0	9.30	14.055	46.955	46.955
					8	6	6	6	6	7	7	6	6			12.2	8.4	8.10	12.775	41.475	
19.	OTTEN	Oliver	<b>TAS</b> TAS	2006	8											1.2	1.5	0.80	1.565	5.065	46.950
					9	8	8	4	8	8	6	5	7	8	2	12.7	10.8	8.90	14.550	46.950	

					S1	S2	S3	S4	S5	S6	S7	S8	S9	S10	L	E	D	HD	ToF	Total	Score
<del>20.</del>	WEST	Jack	 NZ	2005	4	4	5	6	6	6						8.9	7.7	5.80	9.230	31.630	46.560
					4	4	4	6	6	4	8	4	6			13.4	11.3	8.10	13.760	46.560	
20.	CROSBIE	Jens	 WA	2006	6	6	8									4.0	4.2	2.90	4.655	15.755	45.325
					6	4	6	6	4	4	6	6	5			13.3	9.6	8.70	13.725	45.325	
21.	MALLAM	River	 TAS	2006	8	6	8	7	8	7	6	8	9			11.3	9.6	7.70	12.700	41.300	44.700
					8	6	7	7	6	5	6	4	6			12.5	10.7	8.40	13.100	44.700	
22.	GRIEVES	Matthaeus	 QLD	2004	7	8	6	6								5.3	4.2	3.80	6.145	19.445	38.810
					8	8	8	6	8	8	8	10				9.6	10.1	7.40	11.710	38.810	
23.	STAMATOPOULOS	Alexander	 NSW	2004	6	6	6	8	6	4	6					9.8	7.5	6.70	10.510	34.510	34.510
					7	6	7									4.0	3.8	2.80	4.320	14.920	
24.	SITKOWSKI	Troy	 NSW	2005	4	5	8	6	8							6.9	7.6	4.80	7.345	26.645	26.645
					4											1.6	2.0	0.90	1.635	6.135	
25.	CRACK	Dylan	 TAS	2005	4	6	4	4	5							7.7	4.9	4.30	7.525	24.425	24.425
					6	4	4	5								6.1	4.3	3.60	6.285	20.285	
26.	MULLER	Heinz	 QLD	2004																DNS	0
																				DNS	
26.	FRANCIA	Caleb	 NSW	2005																DNS	0
																				DNS	