



AUS Australian Championships 2023 Gold Coast Sports and Leisure Centre, 16-21 May 2023











Individual trampoline – Junior U22 TRP Female – Final



					S1	S2	S3	S4	S5	S6	S7	S8	S9	S10	L	E	D	HD	ToF	Total	Score
1.	THOMSON	Rebekah	SA SA	2004	2	4	2	6	4	6	4	6	4	8	4	15.0	9.7	9.20	14.685	48.585	48.585
2.	CUNNINGHAM	Trinity	QLD QLD	2004	4	6	6	4	4	4	4	4	4	6	2	15.2	9.4	9.10	13.590	47.290	47.290
3.	SOUTHALL	Abigail	NSW NSW	2005	6	4	4	2	3	2	3	4	6	5	1	16.0	8.4	8.80	14.030	47.230	47.230
4.	SEPPING	Hayley	NSW NSW	2006	5	4	5	6	4	4	5	4	3	6	1	15.3	8.9	9.30	13.660	47.160	47.160
5.	MOORE	Maddison	NZ NZ	2005	4	7	6	4	4	4	5	2	2	4	2	15.6	8.1	9.40	13.790	46.890	46.890
5.	CROTTY	Rebecca	QLD QLD	2005	5	5	4	6	4	8	8	4	6	4	0	14.6	9.3	8.70	13.950	46.550	46.550
6.	MAR FAN	Clare	QLD QLD	2004	4	4	5	5	6	4	6	5	6	4	5	14.6	8.9	9.20	13.775	46.475	46.475
7.	HOWDEN	Lisa	NZ NZ	2005	5	7	6	4	6	4	4	4	4	6	2	14.8	8.1	9.50	13.685	46.085	46.085
7.	MCCULLOCH	Madison	TAS TAS	2006	6	4	6	6	6	8	8	8	8	8	20	11.2	9.7	8.90	12.655	42.455	42.455
8.	DE PAOLI	Evie	NSW NSW	2006	8	7	6									3.9	3.5	2.40	4.300	14.100	14.100



AUS Australian Championships 2023 Gold Coast Sports and Leisure Centre, 16-21 May 2023
Individual trampoline – Junior U22 TRP Female – Qualification

					S1	S2	S3	S4	S5	S6	S7	S8	S9	S10	L	E	D	HD	ToF	Total	Score
1.	THOMSON	Rebekah	SA	2004	2	3	4	4	5	6	4	4	2	6	0	16.0	9.7	9.40	14.300	49.400	49.400
					5	2	6	4	4	4	3	6	4	8	2	15.2	10.3	9.20	14.365	49.065	
2.	SOUTHALL	Abigail	NSW	2005	7	4	6	4	4	2	4	5	6	7	2	14.9	9.8	9.30	13.555	47.555	48.270
					6	4	6	2	4	2	4	4	4	7	2	15.5	9.6	9.10	14.070	48.270	
3.	HOWDEN	Lisa	 NZ	2005	4	4	3	2	4	4	4	4	6	5	2	15.8	8.1	9.50	13.570	46.970	47.670
					4	4	3	2	4	4	4	4	6	5	0	16.3	8.1	9.40	13.870	47.670	
3.	SEPPING	Hayley	NSW	2006	4	4	4	4	4	5	6	2	3	4	2	15.8	8.9	9.20	13.640	47.540	47.540
					4	4	4	8	6	4	6	4	4	5	2	14.9	7.7	9.30	13.480	45.380	
4.	CROTTY	Rebecca	QLD	2005	4	4	5	6	4	6	6	4	5	5	1	15.0	9.3	9.30	13.655	47.255	47.255
					4	6										3.0	2.3	1.50	2.950	9.750	
5.	MOORE	Maddison	 NZ	2005	4	4	5	4	3	4	4	2	4	6	3	15.7	8.1	9.50	13.645	46.945	46.945
					3	4	4	4	4	4	4	2	3	6	2	16.0	8.1	9.10	13.575	46.775	
5.	MCCULLOCH	Madison	TAS	2006	6	4	6	6	6	6	4	6	8	2	1	14.5	8.5	9.00	12.595	44.595	46.880
					2	2	4	6	6	6	4	6	6	6	0	15.2	8.8	9.60	13.280	46.880	
6.	MAR FAN	Clare	QLD	2004	4	4	6	6	5	4	6	4	6	4	4	14.7	8.8	9.50	13.570	46.570	46.570
					4	6	6									4.4	3.4	2.40	4.335	14.535	
7.	DE PAOLI	Evie	NSW	2006	6	6	4	5	6	6	6	4	6	5	3	14.3	9.5	9.20	13.470	46.470	46.470
					6	7	6	6	6	8	5	4	6	8	5	13.3	8.9	9.60	13.750	45.550	

					S1	S2	S3	S4	S5	S6	S7	S8	S9	S10	L	E	D	HD	ToF	Total	Score
8.	CUNNINGHAM	Trinity	 QLD	2004	4	8	8	4	4	4	6	5	6	8	1	14.2	9.5	9.40	13.360	46.460	46.460
					4	6	6	5	4	4	6	5	6	8	2	14.4	9.4	8.60	13.770	46.170	
9.	STOKES	Brighty	 NSW	2005	6	6	6	6	6	7	6	5	6	8	20	11.8	9.5	8.90	13.700	43.900	46.400
					3	3	5	6	6	8	6	6	5	8	2	14.2	9.5	9.30	13.400	46.400	
10.	MACDONALD	Charlotte	 NZ	2005	2	4	3	4	4	6	5	6	6	6	0	15.4	6.9	9.50	14.350	46.150	46.150
					2	3	3	4	2	4	4	4	6	6	10	15.2	5.9	9.50	14.315	44.915	
10.	WOGAND	Elloise	 QLD	2004	4	6										3.0	2.3	1.80	2.590	9.690	46.080
					4	5	6	3	4	4	4	4	2	6	6	15.2	8.5	9.60	12.780	46.080	
11.	RUSSELL	Kate	 WA	2006	6	4	6	6	6	6	4	4	5	7	1	14.5	8.2	9.50	13.700	45.900	45.900
					4	8										2.8	1.8	1.70	2.790	9.090	
12.	BENNIE	Sally	 WA	2005	7	4	5	8	8	5	4	8	6	8	4	13.3	9.2	9.50	13.700	45.700	45.700
					6	5	6	8	6	8	8					9.3	6.2	6.10	9.320	30.920	
13.	MITCHELL	Chloe	 NSW	2006	4	6	6	6	6	6	6	4	6	7	6	13.7	8.7	9.30	13.870	45.570	45.570
					4	6	6									4.4	3.4	2.70	4.070	14.570	
14.	WAIT	Breanna	 QLD	2003	6	6	7	8	6	4	6	6	6	8	5	13.2	9.0	9.20	13.780	45.180	45.180
					6	8	8	8	6	4	8	8	7	6	20	11.1	9.0	9.20	13.050	42.350	
15.	MCGILLIVRAY	Katie	 VIC	2005	6	4	8	6	6	6						8.4	6.0			14.400	44.970
					6	6	8	7	6	8	8	8	6	8	2	12.7	9.6	9.00	13.670	44.970	
16.	HUGHES	Avah	 TAS	2005	6	6	6	6	6	6	6	5	6	6	0	14.1	8.4	9.10	13.275	44.875	44.875
					6	6	4	6	7	6	6	6	7	6	5	13.5	7.8	8.90	13.185	43.385	
17.	FOSTER	Grace	 NZ	2005	6	6										2.8	2.1	1.80	2.925	9.625	44.640
					5	7	6	4	7	6	6	4	4	4	20	12.7	9.0	8.90	14.040	44.640	

					S1	S2	S3	S4	S5	S6	S7	S8	S9	S10	L	E	D	HD	ToF	Total	Score
17.	TARLINGTON	Jennaya	 NSW	2005	6	6	6	8	9	8	7	6	6	6	2	13.0	8.2	9.30	12.425	42.925	42.925
					6	6										2.8	2.3	1.80	2.635	9.535	
18.	EAKIN	Olivia	 SA	2006																DNS	0
																				DNS	