



AUS Australian Championships 2023 Gold Coast Sports and Leisure Centre, 16-21 May 2023
Individual trampoline – Senior TRP Female – Final




					S1	S2	S3	S4	S5	S6	S7	S8	S9	S10	L	E	D	HD	ToF	Total	Score
1.	DAVIDSON	Madaline	NZ	1999	4	5	4	4	6	4	6	4	6	6	2	14.9	15.2	9.20	14.900	54.200	54.200
1.	PICKERING	Jessica	NSW	2001	4	4	4	4	4	4	4	5	4	6	0	15.7	14.2	9.40	14.545	53.845	53.845
2.	FLORIAN	Imogen	NSW	2001	4	4	5	4	6	6	4	4	4	8	1	15.0	13.5	9.60	14.875	52.975	52.975
3.	HAGARTY	Carina	QLD	2000	4	2	6	8	5	4	4	6	4	7	0	15.0	13.8	9.50	14.510	52.810	52.810
4.	SCHMIDT	Rachel	NZ	1994	4	1	6	2	2	4	2	4	4	6	0	16.5	10.6	9.50	14.820	51.420	51.420
4.	SAMPSON	Lauren	NSW	1995	6	6	6	8	4	4	4	4	4	5	1	14.8	12.5	9.30	14.080	50.680	50.680
5.	FRENCH	Amber	TAS	2003	4	4	6	4	5	6	6	8	6	4	0	14.7	12.7	9.00	13.790	50.190	50.190
6.	JOHNSTONE	Charlotte	QLD	2004	2	2	4	4	6	6	6	8	6	8	1	14.7	10.4	8.60	14.450	48.150	48.150
7.	WATTS	Abbie	SA	1997	6	4	6									4.4	5.1	2.90	4.835	17.235	17.235
8.	HOLLINGSWORTH	Sunday	VIC	2004	6	8										2.6	2.5	1.60	2.885	9.585	9.585



AUS Australian Championships 2023 Gold Coast Sports and Leisure Centre, 16-21 May 2023

Individual trampoline – Senior TRP Female – Qualification

					S1	S2	S3	S4	S5	S6	S7	S8	S9	S10	L	E	D	HD	ToF	Total	Score
4.	DAVIDSON	Madaline	NZ	1999	4	2	2	4	4	4	4	4	6	6	0	16.0	14.6	9.70	15.070	55.370	55.370
					4	4	3	4	4	4	4	6	6	6	0	15.5	15.2	9.10	15.170	-0.2→54.770	
1.	WATTS	Abbie	SA	1997	4	4	5	4	4	6	6	4	4	6	0	15.3	13.8	9.40	15.220	53.720	54.050
					6	4	6	4	6	4	4	4	5	6	1	15.0	14.4	9.40	15.250	54.050	
2.	PICKERING	Jessica	NSW	2001	5	4	5	4	4	4	5	4	4	6	1	15.4	13.8	8.80	14.680	52.680	52.680
					6	4	5	5	5	4	4	6	4	6	2	14.9	13.3	9.20	14.505	51.905	
3.	FLORIAN	Imogen	NSW	2001	4	4	4	4	6	8	6	4	4	6	2	14.8	13.5	9.10	14.730	52.130	52.130
					5	6	6	4	6	6	4	4	6	8	4	14.1	13.8	8.90	14.715	51.515	
4.	HAGARTY	Carina	QLD	2000	4	4	6	7	6	6	6	6	6	6	0	14.3	13.8	9.40	14.565	52.065	52.065
					5	5	6									4.4	4.5	2.60	4.665	16.165	
5.	SAMPSON	Lauren	NSW	1995	6	6	6	6	6	5	5	4	4	4	2	14.6	13.4	9.30	14.130	51.430	51.430
					8											1.2	2.0	0.80	1.565	-0.4→5.165	
6.	SCHMIDT	Rachel	NZ	1994	5	3	6	3	4	4	2	3	4	4	2	16.0	10.6	9.70	14.665	50.965	50.965
					4	2	6	2	3	4	2	4	4	6	0	16.3	10.6	9.40	14.775	-0.2→50.875	
6.	JOHNSTONE	Charlotte	QLD	2004	2	3	6	4	6	4	4	6	6	4	1	15.4	11.0	9.40	14.865	50.665	50.665
					1	4	6									4.9	3.3	2.60	4.690	15.490	
7.	FRENCH	Amber	TAS	2003	8	5	8	6	4	5	5	6	6	4	1	14.2	11.4	9.50	13.710	48.810	48.810
					4	4	6	2	6	8	4	6	4	8	20	12.8	12.0	9.30	13.980	48.080	

					S1	S2	S3	S4	S5	S6	S7	S8	S9	S10	L	E	D	HD	ToF	Total	Score
8.	HOLLINGSWORTH	Sunday	 VIC	2004	6	5	6	8	6	4	4	6	6	6	2	14.1	10.6	9.20	14.135	48.035	48.370
					6	4	6	6	5	4	5	6	6	6	2	14.4	10.6	9.20	14.170	48.370	
9.	THOMAS	Braida	 QLD	1996	6	6	4	4	8	4	4	4	7	8	4	14.1	9.9	9.70	13.480	47.180	47.335
					5	6	4	4	6	4	6	6	8	8	20	12.3	12.1	9.30	13.635	47.335	
10.	VAN RENSBURG	Leanne	 NSW	1995	6	6										2.8	3.4	1.60	3.145	10.945	26.835
					4	4	4	5	8							7.5	7.0	4.70	7.635	26.835	