



AUS Australian Championships 2018 Hisense Arena, Melbourne, 30 May - 3 June
Synchronised trampoline – U13 SYN Female – Final

					S1	S2	S3	S4	S5	S6	S7	S8	S9	S10	L	E	D	H	Synchro	Total	Score
1.	GORANOVA THOMSON	Kristina Brooke	SA AUS, SA AUS, SA	2006 2006	1.0	1.0	1.5	1.5	1.75	1.5	2.25	2.5	2.5	2.5	0.75	8.125	5.9	9.70	17.96	41.685	82.905
2.	ROSE MCAVANEY	Mackenzie Charlotte	SA AUS, SA AUS, SA	2007 2006	2.5	0.75	2.0	1.75	2.75	2.25	2.5	2.0	1.75	2.5	0.75	7.85	5.3	9.30	18.90	41.350	81.585
3.	FREEMAN TELECICAN	Isabella Luna	QLD AUS, QLD AUS, QLD	2007 2007	1.25	2.5	1.5	2.5	2.25	0.5	1.75	1.75	0.5	2.5	1.0	8.20	5.0	9.55	18.10	40.850	81.355
4.	GRAHAM MAY GALLACHER	Mia Evie	WA AUS, WA WA	2007	1.25	1.25	1.25	1.5	2.0	1.75	2.0	1.25	0.5	1.0	0	8.625	3.8	9.70	18.46	40.585	80.040
5.	WILLIAMS BOSELEY	Sienna Alannah	WA AUS, WA AUS, WA	2008 2007	2.25	2.0	2.5	3.0	2.5	3.25	3.25	1.5	0.75	2.0	0	7.70	4.7	9.50	18.36	40.260	79.525
6.	DE PAOLI ROUPELL	Evie Robyn	NSW AUS, NSW AUS, NSW	2006 2007	0.75	1.75	1.5	2.25	2.5	1.5	2.25	2.75	1.5	2.5	0.25	8.05	4.2	9.55	17.42	39.220	79.230

Generated by sporttech.io official scoring system at May 18, 2018 8:55:18 AM. Live results at www.sporttech.io/explore.









AUS Australian Championships 2018 Hisense Arena, Melbourne, 30 May - 3 June
Synchronised trampoline — U13 SYN Female — Qualification

					S1	S2	S3	S4	S5	S6	S7	S8	S9	S10	L	E	D	H	Synchro	Total	Score
1.	GORANOVA THOMSON	Kristina Brooke	SA AUS, SA AUS, SA	2006 2006	1.25	1.25	1.25	2.0	2.75	2.0	2.25	3.0	2.25	2.25	0.75	7.90	5.9	9.30	18.12	41.220	41.220
2.	FREEMAN TELECICAN	Isabella Luna	QLD AUS, QLD AUS, QLD	2007 2007	2.0	2.75	1.75	2.75	2.25	0.75	2.25	2.25	1.0	2.25	0.25	7.975	5.0	9.55	17.98	40.505	40.505
3.	ROSE MCAVANEY	Mackenzie Charlotte	SA AUS, SA SA AUS, SA	2007 2006	2.75	1.5	2.5	1.5	2.5	2.5	2.25	1.75	1.25	2.75	1.0	7.775	5.3	9.20	17.96	40.235	40.235
4.	DE PAOLI ROUPELL	Evie Robyn	NSW AUS, NSW NSW AUS, NSW	2006 2007	1.25	2.25	1.25	2.0	2.25	1.5	1.5	2.75	1.75	2.25	0.75	8.05	4.2	9.70	18.06	40.010	40.010
5.	GRAHAM MAY GALLACHER	Mia Evie	WA AUS, WA WA WA	2007	1.5	1.5	1.5	1.5	2.0	2.0	2.25	0.75	0.25	1.0	0	8.575	3.2	9.80	17.88	39.455	39.455
6.	WILLIAMS BOSELEY	Sienna Alannah	WA AUS, WA WA AUS, WA	2008 2007	2.0	2.5	3.0	3.0	2.5	2.5	3.0	1.5	1.5	2.5	0.25	7.575	4.7	9.65	17.34	39.265	39.265
7.	MCKEON KNAPPICK	Rylee Ayla	NSW AUS, NSW NSW AUS, NSW	2007 2006	2.0	2.5	1.5	1.0	1.25	1.75	2.0	2.25	1.5	3.0	0.75	8.05	4.0	9.60	17.50	39.150	39.150
8.	GEELAN MITCHELL	Tahlia Chloe	NSW AUS, NSW NSW AUS, NSW	2007 2006	0.5	1.0	0.75	2.25	2.0	0.25	1.25	2.5	0.5	2.75	0.75	8.55	4.3	9.25	17.02	39.120	39.120
9.	CAMPBELL BEASLEY	Reannan Samantha	QLD AUS, QLD QLD AUS, QLD	2007 2007	1.25	1.25	1.75	1.75	2.5	1.75	0.5	1.75	1.25	2.25	0	8.40	4.6	9.60	16.32	38.920	38.920
10.	BLACKHALL MCCULLOCH	India Madison	TAS AUS, TAS TAS AUS, TAS	2006 2006	2.5	2.5	2.75	3.25	0.75	1.25	1.5	1.75	2.25	3.0	0.5	7.80	3.9	9.55	17.36	38.610	38.610
11.	MCGREGOR RUSSELL	Charlotte Jenna	WA AUS, WA WA AUS, WA	2007 2007	1.5	2.5	2.25	2.0	3.25	3.0	3.25	1.5	1.75	1.5	0	7.75	3.9	9.45	17.20	38.300	38.300

					S1	S2	S3	S4	S5	S6	S7	S8	S9	S10	L	E	D	H	Synchro	Total	Score
12.	BOYTON MONTGOMERY	Abigail Skye	NSW AUS, NSW NSW AUS, NSW	2007 2007	1.5	3.25	0.5	1.75	2.5	0.75	2.0	3.25	2.5	2.75	0	7.925	4.4	9.60	16.18	38.105	38.105
13.	DIPLOCK TIBBITS	Victoria Jessica	SA AUS, SA SA AUS, SA	2006 2006	1.75	1.75	2.25	2.5	1.5	2.0	2.5	1.5	2.0	1.25	0	8.10	3.3	9.85	16.60	37.850	37.850
14.	EAKIN GRIFFIN	Olivia Lucinda	SA AUS, SA SA AUS, SA	2006 2006	2.25	3.25	3.5	3.5	1.5	3.25	3.0	1.75	2.5	1.5	0	7.40	3.9	9.45	15.54	36.290	36.290
15.	CUNNINGHAM FORGAN	Harmony Jamie	QLD AUS, QLD QLD AUS, QLD	2007 2007	2.75	2.5	1.5	2.75	3.25	2.0	3.5	3.25	2.0	3.0	0.75	7.275	4.3	9.70	14.32	35.595	35.595
16.	SEPPING RODD	Hayley Madison	NSW AUS, NSW NSW AUS, NSW	2006 2006	2.25	1.75	2.25	2.25	2.0	2.0	2.0	2.0	2.5	3.0	0.5	7.75	6.0	9.30	12.46	35.510	35.510
17.	JOHNSTON UPTON	Piper Tegan	NSW AUS, NSW NSW AUS, NSW	2006 2007	2.75	3.25	2.0	2.5	3.25	2.5	2.75	2.75	2.75	3.0	0	7.25	4.3	9.50	14.28	35.330	35.330
18.	SUMMERVILLE MCLLROY	Lara Tamara	QLD AUS, QLD QLD AUS, QLD	2007 2007	2.5	2.25	1.5	2.25	3.0	1.0	2.5	3.5	1.5	2.5	0.5	7.70	4.1	9.85	13.06	34.710	34.710
19.	BARRY DAVIS	Airtie Aysha	WA AUS, WA WA AUS, WA	2006 2006	1.75	2.5	1.0	2.25	3.0	2.25	2.75	3.5	1.75	2.5	0.5	7.625	4.1	9.45	13.50	34.675	34.675
20.	COOKSEY HAMILTON	Alix Maddie	NSW AUS, NSW NSW AUS, NSW	2007 2009	2.5	1.25	3.0	1.25	3.5	2.5	1.5	3.25	1.5			6.975	2.4	8.70	15.42	33.495	33.495
21.	DAVEY PAUL	Amie Lexie	VIC AUS, VIC VIC AUS, VIC	2006 2007	1.5	2.5	2.75	4.0	3.0	3.25	1.75	1.75	2.0	2.75	0.25	7.45	4.5	9.00	11.18	32.130	32.130
22.	DOLAN MARR	Yvie Natalie	VIC AUS, VIC VIC AUS, VIC	2008 2006	2.25	2.25	2.5	3.25	2.5	2.75						4.45	3.1	5.70	6.88	20.130	20.130

				S1	S2	S3	S4	S5	S6	S7	S8	S9	S10	L	E	D	H	Synchro	Total	Score
23.	VELLA STRETTON	Alexis Kayla	 2007 AUS, 2007  NSW AUS, NSW	1.75	1.75	2.75									2.375	1.2	2.90	5.34	11.815	11.815
24.	MARR COLEMAN	Natalie Rosie	 2006 AUS, 2007 VIC  SA AUS, SA																—	0

Generated by sporttech.io official scoring system at **May 8, 2018 11:49:12 AM**. Live results at www.sporttech.io/explore.

