



AUS Australian Championships 2018 Hisense Arena, Melbourne, 30 May - 3 June
Individual trampoline – U13 TRP Female – Final

| | | | | | S1 | S2 | S3 | S4 | S5 | S6 | S7 | S8 | S9 | S10 | L | E | D | H | Time | Total | Score |
|-----|-----------|----------|--------------------|------|----|----|----|----|----|----|----|----|----|-----|---|------|-----|------|--------|--------|---------|
| 1. | GEELAN | Tahlia | NSW AUS, NSW | 2007 | 6 | 4 | 6 | 0 | 2 | 3 | 4 | 4 | 4 | 5 | 2 | 16.0 | 6.9 | 9.40 | 13.640 | 45.940 | 131.900 |
| 2. | THOMSON | Brooke | SA AUS, SA | 2006 | 3 | 2 | 4 | 4 | 6 | 3 | 4 | 3 | 3 | 6 | 1 | 16.1 | 6.6 | 9.80 | 13.320 | 45.820 | 130.460 |
| 3. | MITCHELL | Chloe | NSW AUS, NSW | 2006 | 5 | 0 | 2 | 2 | 5 | 4 | 0 | 4 | 6 | 6 | 2 | 16.4 | 5.6 | 9.30 | 13.170 | 44.470 | 128.440 |
| 4. | SEPPING | Hayley | NSW AUS, NSW | 2006 | 6 | 5 | 6 | 7 | 6 | 6 | 6 | 6 | 6 | 6 | 0 | 14.0 | 8.2 | 9.50 | 12.195 | 43.895 | 127.920 |
| 5. | RODD | Madison | NSW AUS, NSW | 2006 | 4 | 5 | 3 | 3 | 5 | 4 | 4 | 4 | 4 | 6 | 2 | 15.6 | 7.1 | 9.30 | 12.510 | 44.510 | 126.555 |
| 6. | TELECICAN | Luna | QLD AUS, QLD | 2007 | 4 | 4 | 5 | 4 | 6 | 6 | 6 | 6 | 6 | 7 | 2 | 14.4 | 7.1 | 8.90 | 12.990 | 43.390 | 126.500 |
| 7. | GORANOVA | Kristina | SA AUS, SA | 2006 | 3 | 2 | 6 | 6 | 6 | 6 | 3 | 2 | 4 | 9 | 4 | 14.9 | 6.2 | 9.20 | 12.080 | 42.380 | 125.990 |
| 8. | DE PAOLI | Evie | NSW AUS, NSW | 2006 | 3 | 3 | 4 | 4 | 5 | 5 | 2 | 5 | 6 | 6 | 4 | 15.3 | 5.0 | 9.50 | 12.435 | 42.235 | 124.805 |
| 9. | FREEMAN | Isabella | QLD AUS, QLD | 2007 | 2 | 6 | 2 | 4 | 5 | 0 | 5 | 6 | 1 | 6 | 3 | 16.0 | 5.0 | 9.50 | 12.080 | 42.580 | 124.795 |
| 10. | TIBBITS | Jessica | SA AUS, SA | 2006 | 2 | 4 | 4 | 6 | 4 | 5 | 6 | 5 | 4 | 6 | 3 | 15.1 | 5.9 | 9.55 | 11.760 | 42.310 | 124.005 |




Generated by sporttech.io official scoring system at **May 18, 2018 8:52:30 AM**. Live results at www.sporttech.io/explore.





AUS Australian Championships 2018 Hisense Arena, Melbourne, 30 May - 3 June
Individual trampoline – U13 TRP Female – Qualification

| | | | | | S1 | S2 | S3 | S4 | S5 | S6 | S7 | S8 | S9 | S10 | L | E | D | H | Time | Total | Score |
|-----|------------|-----------|----------|------|----|----|----|----|----|----|----|----|----|-----|----|------|-----|------|--------|--------|--------|
| 1. | GEELAN | Tahlia | NSW | 2007 | 2 | 2 | 1 | 4 | 4 | 2 | 2 | 0 | 6 | 2 | 0 | 17.5 | | 9.30 | 13.595 | 40.395 | 85.960 |
| | | | AUS, NSW | | 5 | 3 | 6 | 1 | 4 | 4 | 6 | 4 | 4 | 5 | 0 | 15.8 | 7.0 | 9.40 | 13.365 | 45.565 | |
| 2. | THOMSON | Brooke | SA | 2006 | 3 | 2 | 1 | 4 | 3 | 2 | 3 | 0 | 4 | 2 | 0 | 17.6 | | 9.60 | 13.640 | 40.840 | 84.640 |
| | | | AUS, SA | | 4 | 2 | 4 | 4 | 5 | 3 | 4 | 4 | 2 | 6 | 20 | 14.2 | 6.6 | 9.80 | 13.200 | 43.800 | |
| 3. | SEPPING | Hayley | NSW | 2006 | 3 | 2 | 2 | 1 | 1 | 3 | 5 | 3 | 2 | 3 | 1 | 17.4 | | 9.80 | 13.320 | 40.520 | 84.025 |
| | | | AUS, NSW | | 6 | 7 | 6 | 7 | 6 | 5 | 6 | 6 | 6 | 7 | 0 | 13.8 | 8.2 | 9.30 | 12.205 | 43.505 | |
| 4. | MITCHELL | Chloe | NSW | 2006 | 2 | 3 | 0 | 3 | 4 | 1 | 0 | 1 | 0 | 2 | 10 | 17.4 | | 9.30 | 13.100 | 39.800 | 83.970 |
| | | | AUS, NSW | | 6 | 0 | 2 | 3 | 4 | 5 | 0 | 4 | 6 | 6 | 2 | 16.2 | 5.6 | 9.20 | 13.170 | 44.170 | |
| 5. | GORANOVA | Kristina | SA | 2006 | 1 | 0 | 2 | 2 | 2 | 4 | 4 | 1 | 3 | 3 | 2 | 17.6 | | 9.70 | 12.480 | 39.780 | 83.610 |
| | | | AUS, SA | | 3 | 2 | 4 | 4 | 5 | 6 | 6 | 4 | 4 | 6 | 2 | 15.4 | 6.2 | 9.55 | 12.680 | 43.830 | |
| 6. | TELECICAN | Luna | QLD | 2007 | 0 | 0 | 2 | 2 | 0 | 4 | 4 | 6 | 4 | 3 | 2 | 17.3 | | 9.80 | 12.440 | 39.540 | 83.110 |
| | | | AUS, QLD | | 5 | 4 | 5 | 6 | 6 | 6 | 6 | 5 | 6 | 6 | 2 | 14.3 | 7.1 | 9.20 | 12.970 | 43.570 | |
| 7. | DE PAOLI | Evie | NSW | 2006 | 2 | 2 | 2 | 4 | 2 | 1 | 2 | 4 | 3 | 6 | 0 | 17.2 | | 9.90 | 12.655 | 39.755 | 82.570 |
| | | | AUS, NSW | | 3 | 2 | 4 | 3 | 6 | 5 | 3 | 5 | 4 | 6 | 2 | 15.7 | 5.0 | 9.60 | 12.515 | 42.815 | |
| 8. | FREEMAN | Isabella | QLD | 2007 | 2 | 0 | 2 | 2 | 0 | 3 | 4 | 3 | 3 | 2 | 4 | 17.5 | | 9.90 | 11.360 | 38.760 | 82.215 |
| | | | AUS, QLD | | 2 | 4 | 4 | 3 | 4 | 0 | 4 | 3 | 0 | 4 | 1 | 17.1 | 5.0 | 9.80 | 11.555 | 43.455 | |
| 9. | RODD | Madison | NSW | 2006 | 2 | 4 | 5 | 2 | 3 | 4 | 4 | 2 | 2 | 2 | 0 | 17.0 | | 9.40 | 12.670 | 39.070 | 82.045 |
| | | | AUS, NSW | | 6 | 6 | 2 | 5 | 6 | 8 | 7 | 6 | 6 | 7 | 0 | 14.1 | 7.1 | 9.50 | 12.275 | 42.975 | |
| 10. | TIBBITS | Jessica | SA | 2006 | 3 | 0 | 4 | 3 | 2 | 4 | 4 | 2 | 4 | 1 | 0 | 17.3 | | 9.90 | 11.970 | 39.170 | 81.695 |
| | | | AUS, SA | | 2 | 4 | 4 | 6 | 3 | 4 | 5 | 4 | 4 | 6 | 0 | 15.8 | 5.9 | 9.90 | 10.925 | 42.525 | |
| 11. | GALLACHER | Evie | WA | 2007 | 2 | 4 | 3 | 0 | 0 | 3 | 3 | 2 | 4 | 6 | 3 | 17.0 | | 9.60 | 11.995 | 38.595 | 81.445 |
| | | | AUS, WA | | 2 | 2 | 2 | 4 | 4 | 4 | 3 | 0 | 4 | 4 | 0 | 17.1 | 4.5 | 9.40 | 11.850 | 42.850 | |
| 12. | BOSELEY | Alannah | WA | 2007 | 2 | 3 | 3 | 4 | 6 | 2 | 2 | 3 | 4 | 4 | 2 | 16.5 | | 9.70 | 12.670 | 38.870 | 80.775 |
| | | | AUS, WA | | 4 | 4 | 6 | 6 | 5 | 6 | 7 | 3 | 4 | 6 | 2 | 14.7 | 4.9 | 9.60 | 12.705 | 41.905 | |
| 13. | MCAVANEY | Charlotte | SA | 2006 | 3 | 3 | 2 | 4 | 6 | 3 | 4 | 1 | 4 | 2 | 0 | 16.8 | | 9.90 | 11.795 | 38.495 | 80.580 |
| | | | AUS, SA | | 7 | 1 | 4 | 6 | 4 | 4 | 5 | 4 | 6 | 6 | 4 | 14.9 | 6.0 | 9.40 | 11.785 | 42.085 | |
| 14. | ROSE | Mackenzie | SA | 2007 | 4 | 6 | 2 | 3 | 0 | 5 | 6 | 2 | 2 | 2 | 0 | 16.8 | | 9.60 | 11.530 | 37.930 | 80.375 |
| | | | AUS, SA | | 5 | 0 | 4 | 2 | 6 | 5 | 5 | 4 | 3 | 6 | 2 | 15.8 | 5.3 | 9.50 | 11.845 | 42.445 | |
| 15. | STRETTON | Kayla | NSW | 2007 | 4 | 4 | 1 | 4 | 5 | 3 | 6 | 1 | 3 | 2 | 3 | 16.4 | | 9.80 | 12.150 | 38.350 | 79.800 |
| | | | AUS, NSW | | 4 | 7 | 4 | 4 | 4 | 3 | 6 | 6 | 3 | 4 | 4 | 15.1 | 4.5 | 9.60 | 12.250 | 41.450 | |
| 16. | MCGREGOR | Charlotte | WA | 2007 | 3 | 5 | 5 | 0 | 0 | 0 | 0 | 2 | 4 | 5 | 0 | 17.6 | | 9.80 | 11.310 | 38.710 | 79.785 |
| | | | AUS, WA | | 2 | 3 | 0 | 4 | 5 | 6 | 6 | 2 | 5 | 6 | 1 | 16.0 | 4.4 | 9.40 | 11.275 | 41.075 | |
| 17. | CUNNINGHAM | Harmony | QLD | 2007 | 2 | 3 | 0 | 4 | 4 | 2 | 2 | 5 | 4 | 7 | 3 | 16.4 | | 9.90 | 11.365 | 37.665 | 79.630 |
| | | | AUS, QLD | | 4 | 2 | 0 | 5 | 4 | 1 | 4 | 5 | 1 | 6 | 3 | 16.5 | 4.3 | 9.70 | 11.465 | 41.965 | |
| 18. | MARR | Natalie | VIC | 2006 | 2 | 4 | 3 | 4 | 2 | 2 | 2 | 1 | 4 | 6 | 1 | 16.9 | | 9.70 | 11.600 | 38.200 | 79.550 |
| | | | AUS, VIC | | 4 | 3 | 5 | 6 | 6 | 6 | 7 | 4 | 5 | 6 | 2 | 14.6 | 6.0 | 9.50 | 11.250 | 41.350 | |

| | | | | S1 | S2 | S3 | S4 | S5 | S6 | S7 | S8 | S9 | S10 | L | E | D | H | Time | Total | Score |
|-----|-------------|----------|--|----|----|----|----|----|----|----|----|----|-----|----|------|-----|-------|--------|--------|--------|
| 19. | MONTGOMERY | Skye |  2007 | 2 | 6 | 3 | 4 | 4 | 1 | 0 | 2 | 0 | 1 | 2 | 17.5 | | 9.80 | 11.765 | 39.065 | 79.415 |
| | | | AUS, NSW | 6 | 1 | 3 | 4 | 4 | 6 | 1 | 4 | 6 | 8 | 20 | 13.7 | 5.6 | 9.20 | 11.850 | 40.350 | |
| 20. | VELLA | Alexis |  2007 | 5 | 4 | 0 | 6 | 4 | 4 | 2 | 2 | 3 | 2 | 2 | 16.6 | | 9.80 | 12.210 | 38.610 | 79.215 |
| | | | AUS, NSW | 7 | 2 | 4 | 4 | 2 | 6 | 6 | 2 | 5 | 4 | 4 | 15.4 | 4.3 | 8.90 | 12.005 | 40.605 | |
| 21. | BEASLEY | Samantha |  2007 | 2 | 4 | 2 | 4 | 4 | 5 | 4 | 5 | 4 | 2 | 0 | 16.4 | | 9.85 | 12.000 | 38.250 | 79.080 |
| | | | AUS, QLD | 2 | 6 | 5 | 6 | 4 | 6 | 5 | 2 | 4 | 5 | 0 | 15.5 | 4.9 | 9.30 | 11.130 | 40.830 | |
| 22. | BARRY | Airlie |  2006 | 6 | 6 | 2 | 6 | 6 | 2 | 2 | 2 | 4 | 2 | 2 | 16.0 | | 9.40 | 12.560 | 37.960 | 79.010 |
| | | | AUS, WA | 6 | 7 | 3 | 6 | 6 | 6 | 7 | 6 | 6 | 4 | 0 | 14.3 | 5.0 | 9.70 | 12.050 | 41.050 | |
| 23. | BOYTON | Abigail |  2007 | 4 | 4 | 2 | 5 | 3 | 4 | 3 | 1 | 4 | 7 | 0 | 16.3 | | 9.50 | 12.080 | 37.880 | 78.970 |
| | | | AUS, NSW | 5 | 7 | 6 | 6 | 0 | 6 | 6 | 6 | 2 | 7 | 0 | 14.9 | 4.6 | 9.50 | 12.090 | 41.090 | |
| 24. | ROUPELL | Robyn |  2007 | 2 | 6 | 3 | 4 | 4 | 4 | 2 | 2 | 4 | 6 | 0 | 16.3 | | 9.90 | 11.635 | 37.835 | 78.950 |
| | | | AUS, NSW | 6 | 4 | 2 | 4 | 2 | 6 | 6 | 5 | 6 | 6 | 0 | 15.3 | 5.2 | 9.20 | 11.415 | 41.115 | |
| 25. | JOHNSTON | Piper |  2006 | 4 | 2 | 4 | 4 | 4 | 2 | 2 | 1 | 4 | 4 | 1 | 16.8 | | 9.70 | 11.480 | 37.980 | 78.885 |
| | | | AUS, NSW | 6 | 5 | 6 | 6 | 7 | 6 | 8 | 6 | 6 | 6 | 2 | 13.6 | 6.0 | 9.00 | 12.305 | 40.905 | |
| 26. | DAVIS | Aysha |  2006 | 4 | 6 | 4 | 4 | 6 | 3 | 3 | 2 | 5 | 1 | 4 | 15.8 | | 9.25 | 12.200 | 37.250 | 78.745 |
| | | | AUS, WA | 4 | 6 | 4 | 4 | 5 | 4 | 5 | 6 | 6 | 6 | 0 | 15.0 | 5.1 | 9.40 | 11.995 | 41.495 | |
| 27. | SUMMERVILLE | Lara |  2007 | 4 | 4 | 4 | 6 | 2 | 3 | 4 | 3 | 3 | 3 | 0 | 16.4 | | 9.70 | 11.545 | 37.645 | 78.050 |
| | | | AUS, QLD | 8 | 4 | 6 | 6 | 6 | 6 | 7 | 6 | 7 | 7 | 3 | 13.4 | 6.1 | 8.90 | 12.005 | 40.405 | |
| 28. | PAUL | Lexie |  2007 | 2 | 6 | 2 | 5 | 4 | 3 | 2 | 1 | 6 | 5 | 4 | 16.0 | | 10.00 | 11.635 | 37.635 | 77.900 |
| | | | AUS, VIC | 2 | 6 | 6 | 6 | 6 | 6 | 5 | 4 | 3 | 6 | 1 | 14.9 | 4.5 | 9.40 | 11.465 | 40.265 | |
| 29. | DAVEY | Amie |  2006 | 4 | 4 | 2 | 4 | 1 | 2 | 2 | 3 | 4 | 4 | 1 | 16.9 | | 9.60 | 11.545 | 38.045 | 77.865 |
| | | | AUS, VIC | 4 | 4 | 2 | 4 | 5 | 6 | 6 | 4 | 6 | 8 | 1 | 15.0 | 4.4 | 9.35 | 11.070 | 39.820 | |
| 30. | GRIFFIN | Lucinda |  2006 | 2 | 3 | 2 | 4 | 3 | 3 | 2 | 3 | 7 | 5 | 0 | 16.6 | | 10.00 | 11.355 | 37.955 | 77.590 |
| | | | AUS, SA | 3 | 4 | 4 | 5 | 3 | 5 | 6 | 5 | 7 | 4 | 4 | 15.0 | 4.0 | 9.60 | 11.035 | 39.635 | |
| 31. | EAKIN | Olivia |  2006 | 4 | 3 | 6 | 6 | 2 | 6 | 6 | 2 | 6 | 4 | 0 | 15.5 | | 9.70 | 11.800 | 37.000 | 77.575 |
| | | | AUS, SA | 6 | 7 | 6 | 6 | 4 | 6 | 6 | 3 | 6 | 4 | 0 | 14.6 | 4.4 | 9.70 | 11.875 | 40.575 | |
| 32. | MCCULLOCH | Madison |  2006 | 2 | 4 | 3 | 6 | 6 | 1 | 6 | 2 | 5 | 6 | 0 | 15.9 | | 9.50 | 11.355 | 36.755 | 77.305 |
| | | | AUS, TAS | 6 | 6 | 2 | 6 | 6 | 6 | 6 | 6 | 5 | 6 | 0 | 14.5 | 5.3 | 9.60 | 11.150 | 40.550 | |
| 33. | COLEMAN | Rosie |  2007 | 4 | 5 | 2 | 4 | 2 | 2 | 2 | 2 | 5 | 2 | 0 | 17.0 | | 9.70 | 10.675 | 37.375 | 77.200 |
| | | | AUS, SA | 4 | 5 | 5 | 6 | 3 | 6 | 6 | 3 | 6 | 2 | 0 | 15.4 | 4.4 | 9.60 | 10.425 | 39.825 | |
| 34. | KNAPPICK | Ayla |  2006 | 3 | 4 | 3 | 3 | 4 | 5 | 6 | 2 | 4 | 1 | 1 | 16.4 | | 9.00 | 11.250 | 36.650 | 76.650 |
| | | | AUS, NSW | 4 | 6 | 7 | 4 | 6 | 6 | 6 | 4 | 6 | 6 | 3 | 14.2 | 5.2 | 9.30 | 11.300 | 40.000 | |
| 35. | BLACKHALL | India |  2006 | 6 | 7 | 5 | 6 | 4 | 4 | 4 | 2 | 5 | 3 | 0 | 15.4 | | 9.40 | 11.035 | 35.835 | 76.125 |
| | | | AUS, TAS | 4 | 4 | 6 | 5 | 6 | 2 | 6 | 6 | 4 | 6 | 0 | 15.1 | 4.8 | 9.60 | 10.790 | 40.290 | |
| 36. | UPTON | Tegan |  2007 | 5 | 6 | 3 | 4 | 4 | 2 | 6 | 4 | 5 | 2 | 3 | 15.6 | | 10.00 | 10.995 | 36.595 | 75.740 |
| | | | AUS, NSW | 7 | 4 | 6 | 5 | 6 | 4 | 6 | 5 | 3 | 8 | 2 | 14.4 | 4.7 | 9.70 | 10.345 | 39.145 | |
| 37. | MCLLROY | Tamara |  2007 | 6 | 6 | 6 | 8 | 3 | 3 | 4 | 4 | 7 | 6 | 0 | 14.7 | | 9.30 | 10.590 | 34.590 | 74.690 |
| | | | AUS, QLD | 4 | 4 | 6 | 6 | 6 | 6 | 4 | 6 | 3 | 6 | 0 | 14.9 | 4.6 | 9.50 | 11.100 | 40.100 | |

| | | | | | S1 | S2 | S3 | S4 | S5 | S6 | S7 | S8 | S9 | S10 | L | E | D | H | Time | Total | Score |
|-----|----------|----------|---------------------------|------|--------|---------|--------|--------|--------|--------|--------|--------|--------|--------|--------|--------------|---|--------------|------------------|------------------|--------|
| 38. | PETHRICK | Holly | WA AUS, WA | 2006 | 6 2 | 2 4 | 6 6 | 3 4 | 6 6 | 4 2 | 6 4 | 6 4 | 8 3 | | | 13.3 15.3 | | 8.60 9.40 | 11.960 13.265 | 33.860 40.665 | 74.525 |
| 39. | COOKSEY | Alix | NSW AUS, NSW | 2007 | 5 6 | 6 6 | 5 6 | 5 6 | 2 5 | 1 6 | 2 4 | 3 4 | 4 3 | 3 5 | 2 0 | 16.2 14.9 | | 9.80 9.60 | 9.970 9.080 | 35.970 38.080 | 74.050 |
| 40. | RUSSELL | Jenna | WA AUS, WA | 2007 | 4 3 | 6 6 | 4 6 | 6 3 | 6 6 | 2 6 | 1 7 | 0 7 | 5 5 | 4 0 | | 16.2 13.1 | | 9.70 8.20 | 12.150 10.405 | 38.050 35.905 | 73.955 |
| 41. | GARDINER | Eloise | ACT AUS, ACT | 2006 | 5 6 | 2 2 | 4 6 | 6 6 | 6 4 | 3 3 | 6 6 | 6 5 | 6 4 | 6 8 | 0 1 | 15.0 14.9 | | 9.60 9.60 | 10.625 10.325 | 35.225 38.325 | 73.550 |
| 42. | DIPLOCK | Victoria | SA AUS, SA | 2006 | 4 6 | 0 6 | 3 8 | 4 6 | 2 5 | 6 6 | 6 7 | 3 5 | 4 7 | 1 0 | 2 0 | 16.5 12.4 | | 9.80 8.30 | 11.595 9.000 | 37.895 34.700 | 72.595 |
| 43. | FORGAN | Jamie | QLD AUS, QLD | 2007 | 6 6 | 6 7 | 5 8 | 6 5 | 7 7 | 4 8 | 3 7 | 2 5 | 5 6 | 2 7 | 0 6 | 15.4 12.8 | | 9.60 8.90 | 10.400 10.010 | 35.400 36.710 | 72.110 |
| 44. | CAMPBELL | Reannan | QLD AUS, QLD | 2007 | 2 6 | 2 10 | 0 | 1 | 1 | 3 | 4 | 0 | 0 | 1 | 1 | 18.5 2.4 | | 9.80 1.8 | 12.795 2.290 | 41.095 8.390 | 49.485 |
| 45. | GRAHAM | Mia | WA AUS, WA | 2007 | 2 6 | 3 | 3 | 0 | 0 | 1 | 0 | 0 | 5 | 4 | 0 | 18.2 1.4 | | 9.40 1.0 | 13.030 1.155 | 40.630 4.455 | 45.085 |
| 46. | MCKEON | Rylee | NSW AUS, NSW | 2007 | | | | | | | | | | | | | | | | — | 0 |

Generated by sporttech.io official scoring system at **May 15, 2018 10:10:40 AM**. Live results at www.sporttech.io/explore.

