



AUS Australian Championships 2018 Hisense Arena, Melbourne, 30 May - 3 June
Individual trampoline – Youth TRP Male – Final

					S1	S2	S3	S4	S5	S6	S7	S8	S9	S10	L	E	D	H	Time	Total	Score
1.	COSTLEY	Liam	NZL, NZ	2005	5	3	4	2	2	5	3	3	3	8	2	16.0	10.6	9.60	13.905	50.105	50.105
2.	KLEBERT	Jakarta	NZL, NZ	2004	5	3	6	5	4	4	3	4	4	6	4	15.2	10.5	9.00	14.125	48.825	48.825
1R.	BATTY	Brock	AUS, VIC	2007	4	4	7	4	5	2	4	8	6	5	1	15.0	10.6	9.00	13.545	48.145	48.145
2R.	RAYMOND	Tristan	AUS, TAS	2004	5	3	4	1	2	4	6	2	2	5	0	16.6	8.4	9.10	13.785	47.885	47.885
3R.	EAKIN	Isaac	AUS, SA	2004	3	4	3	2	4	4	4	4	2	6	0	16.4	8.6	9.30	13.370	47.670	47.670
6.	BRETT	Kaleb	AUS, NSW	2005	7	8	6	4	4	2	4	4	6	5	4	14.6	8.7	8.90	14.095	46.295	46.295
7.	COOKSEY	Domenic	AUS, NSW	2004	6	4	7	6	6	6	5	4	6	5	0	14.5	7.7	9.40	13.230	44.830	44.830
8.	SITKOWSKI	Troy	AUS, NSW	2005	7	5	5	6	5	3	5	7	6	8	4	13.9	8.3	8.70	13.650	44.550	44.550
9.	DURKIN	Samuel	AUS, QLD	2005	6	6	8	10	7	2	4	3	3	7	20	12.4	8.6	8.90	13.880	43.780	43.780
10.	HISCOCK	Harry	AUS, SA	2005	5	4	4	7	5	5	7	5	5	9	20	12.4	8.5	8.65	13.640	43.190	43.190














Generated by sporttech.io official scoring system at **May 18, 2018 8:54:00 AM**. Live results at www.sporttech.io/explore.





AUS Australian Championships 2018 Hisense Arena, Melbourne, 30 May - 3 June
Individual trampoline — Youth TRP Male — Qualification

					S1	S2	S3	S4	S5	S6	S7	S8	S9	S10	L	E	D	H	Time	Total	Score	
1.	U13	BATTY	Brock	VIC AUS, VIC	2007	1 4	2 6	2 5	0 2	2 3	1 2	3 4	1 4	4 5	4 5	1 2	17.9 15.8		9.60 9.80	14.485 13.705	41.985 49.905	91.890
2.	U15	COSTLEY	Liam	NZL NZL, NZ	2005	0 6	2 5	1 4	1 6	2 6	2 4	3 4	4 4	4 7	3 2	0 2	17.8 14.8		9.40 9.40	14.995 13.590	42.195 48.390	90.585
3.	U15	KLEBERT	Jakarta	NZL NZL, NZ	2004	1 5	1 4	1 6	2 8	2 6	2 6	2 6	0 5	3 7	2 8	0 4	18.4 13.5		9.90 8.90	14.705 13.585	43.005 46.485	89.490
4.	U15	DURKIN	Samuel	QLD AUS, QLD	2005	3 6	2 6	3 6	2 6	2 5	3 4	2 4	2 4	4 3	8 6	5 4	16.4 14.6		9.40 9.30	14.330 13.985	40.130 47.685	87.815
5.	U15	RAYMOND	Tristan	TAS AUS, TAS	2004	4 5	3 5	2 6	3 3	2 5	1 4	2 2	3 3	4 4	5 5	0 2	17.1 15.6		9.50 9.20	13.900 13.765	40.500 46.965	87.465
6.	U15	EAKIN	Isaac	SA AUS, SA	2004	2 4	4 5	3 5	3 3	3 4	3 3	2 4	1 3	4 4	4 4	0 3	17.1 15.8		9.20 9.50	13.805 13.260	40.105 47.160	87.265
7.	U15	BRETT	Kaleb	NSW AUS, NSW	2005	4 6	5 6	3 7	3 6	3 6	4 6	4 6	4 6	5 7	6 7	0 2	15.9 13.5		9.40 9.20	14.125 14.090	39.425 45.490	84.915
8.	U15	HISCOCK	Harry	SA AUS, SA	2005	3 6	4 5	4 5	4 8	3 5	6 5	5 6	3 5	4 6	5 8	3 3	15.6 13.8		9.50 9.50	14.115 13.715	39.215 45.515	84.730
9.	U15	SITKOWSKI	Troy	NSW AUS, NSW	2005	2 4	5 5	5 6	4 6	4 4	4 4	4 6	4 6	6 5	6 4	0 0	15.6 15.0		8.90 9.30	13.725 13.625	38.225 45.425	83.650
10.	U15	COOKSEY	Domenic	NSW AUS, NSW	2004	2 6	4 4	3 6	4 4	4 5	4 6	4 6	3 6	5 6	6 6	3 3	15.8 14.2		9.20 9.60	13.430 13.050	38.430 44.550	82.980
11.	U15	SCANLON	Dylan	WA AUS, WA	2005	3 6	4 4	6 5	4 4	4 4	2 5	4 5	4 4	3 5	6 8	2 20	15.8 13.0		9.50 9.60	13.910 13.330	39.210 43.730	82.940
12.	U15	GRIEVES	Matthaeus	QLD AUS, QLD	2005	4 8	6 6	5 6	5 6	5 7	4 6	5 5	5 6	5 6	8 8	1 2	14.7 13.4		9.40 9.00	13.685 12.830	37.785 44.330	82.115
13.	U13	HAMMOND	Marcus	VIC AUS, VIC	2007	4 8	4 6	4 7	3 4	2 6	3 6	5 6	1 6	3 6	7 8	2 4	16.2 13.3		9.30 9.20	12.695 12.645	38.195 43.345	81.540
14.	U15	DU PRE MOORE	Zak	QLD AUS, QLD	2005	3 8	5 8	5 8	5 4	4 5	4 5	4 6	4 6	4 6	6 8	1 1	15.5 13.5		9.40 9.20	12.700 12.025	37.600 42.525	80.125
15.	U13	FRENCH	Billy	TAS AUS, TAS	2006	3 7	4 5	2 6	3 8	4 4	4 6	4 6	6 4	5 6	5 8	0 20	16.0 12.0		9.60 9.30	12.415 12.360	38.015 42.060	80.075
16.	U15	MCLEOD	Leuca	QLD AUS, QLD	2005	3 5	6 6	4 6	6 5	4 4	6 6	6 6	6 6	6 7	6 8	4 20	14.3 12.1		9.60 9.20	13.420 12.810	37.320 42.610	79.930
17.	U13	WILCOX	Rohan	TAS AUS, TAS	2007	6 4	4 6	3 6	3 6	5 5	2 7	4 8	1 8	5 6	6 6	0 0	16.1 13.8		9.30 9.10	12.445 13.385	37.845 41.485	79.330
18.	U15	MANN- BETANZOS	Ronan	NSW AUS, NSW	2005	3 6	4 7	3 7	4 6	3 6	5 5	6 6	4 5	5 5	7 8	20 0	13.6 13.9		9.50 8.50	12.765 12.855	35.865 43.355	79.220

					S1	S2	S3	S4	S5	S6	S7	S8	S9	S10	L	E	D	H	Time	Total	Score		
19.	U15	CHU	Andy		2005	2 6	2 6	3 8	4 4	5 4	3 6	2 6	1 6	3 4					15.5 12.1	8.60 9.10	11.750 12.655	35.850 42.355	78.205
20.	U13	FAVELLE	Jack		2006	5 5	6 6	4 6	5 4	5 4	5 6	4 6	4 6	4 6	4 4	1			15.3 13.2	9.70 8.30	13.010 11.400	38.010 39.800	77.810
21.	U15	MURDEN	Axel		2004	4 7	4 7	3 7	5 6	5 7	5 6	4 6	5 6	6 6					15.2 12.2	9.40 7.3	12.975 11.250	37.575 38.350	75.925
22.	U15	BUTLER	Samuel		2005	3 4	2 6	4 7	5 6	6 6	6 7	3 6	4 5						12.7 13.3	7.80 8.5	11.465 12.875	31.965 43.875	75.840
23.	U13	STONE	Jackson		2006	1 6	2 4	0 4	1 5	2 7	2 7	4 6	3	2	4	0			17.9 10.1	9.40 6.6	13.300 8.915	40.600 32.115	72.715
24.	U13	DIAZ BALLAS	Nicolas		2007	2 5	6 5	4 6	3 3	3 7	3 6	3	0	4	4	2			16.6 8.8	4.1 5.00	12.835 7.465	38.935 25.365	64.300
25.	U15	ROBERTSON	Lachlan		2005	4 4	3 5	4 4	4 5	3 5	3 4	5	4						13.0 9.3	7.90 6.1	12.100 8.715	33.000 29.715	62.715
26.	U15	VANBEEK	John		2005	1 6	4 5	4 7	4	2	3	4	4	5	6	4			15.9 4.2	3.4 2.50	13.530 4.330	39.030 14.430	53.460
27.	U15	MULLER	Heinz		2005	3 5	4 8	4	6	4	4	2	5	6	8	0			15.4 2.7	2.3 1.80	13.430 2.755	38.030 9.555	47.585
28.	U15	JONES	Jack		2004	1 5	2	2	3	2	4	4	2	5	4	3			16.8 1.5	1.3 0.80	15.010 1.525	41.110 5.125	46.235
29.	U13	TIDD	Cameron		2006	1 6	1	0	1	2	1	2	2	4	4	2			18.0 1.4	1.3 1.00	13.000 1.335	40.400 5.035	45.435
30.	U15	NOLAN	Dylan		2005	2 4	2	6	4	4	1	4	3	4	5	0			16.5 1.6	1.3 1.00	13.835 1.440	40.035 5.340	45.375
31.	U13	LORBEER	Oscar		2006	8	7	8	6	4	5	6	6	4	7	5			13.4 6.8	9.30	13.540	43.040	0 43.040

Generated by sporttech.io official scoring system at **May 25, 2018 8:41:49 AM**. Live results at www.sporttech.io/explore.

