



AUS Australian Championships 2019 Melbourne Arena, 20 May - 4 June 2019  
Individual trampoline – Youth U15 TRP Male – Final

				S1	S2	S3	S4	S5	S6	S7	S8	S9	S10	L	E	D	H	Time	Total	Score	
1.	ROBERTSON	Lachlan	WA	2005	4	4	6	6	4	4	6	4	6	4	14.8	9.8	9.40	15.030	49.030	49.030	
2.	JEFFERSON	Ryan	NZ	2005	5	2	6	6	5	4	4	6	6	0	15.0	10.5	9.10	13.855	48.455	48.455	
3.	DURKIN	Samuel	QLD	2005	6	4	7	5	6	6	5	2	4	4	2	14.9	10.4	9.10	13.910	48.310	48.310
4.	FAVELLE	Jack	NSW	2006	6	4	6	5	4	6	6	4	4	8	2	14.5	10.5	9.30	13.565	47.865	47.865
5.	GREGOR	Flynn	VIC	2006	5	5	4	5	6	6	6	6	5	2	14.4	10.0	9.10	13.675	47.175	47.175	
6.	EDWARDS	Bryce	QLD	2005	6	4	6	4	6	4	4	3	4	6	1	15.2	7.9	9.50	13.790	46.390	46.390
7.	BUTLER	Samuel	ACT	2005	4	4	4	5	6	6	4	4	3	4	0	15.6	6.4	9.60	14.505	46.105	46.105
8.	SITKOWSKI	Troy	NSW	2005	4											1.6	1.5	0.90	1.525	5.525	5.525
9.	NOLAN	Dylan	WA	2005	6											1.4	1.5	0.90	1.505	5.305	5.305

Generated by [sporttech.io](http://sporttech.io) official scoring system at **May 30, 2019 4:56:31 PM**. Live results at [www.sporttech.io/explore](http://www.sporttech.io/explore).








2019 Australian Gymnastics Championships





AUS Australian Championships 2019 Melbourne Arena, 20 May - 4 June 2019  
Individual trampoline – Youth U15 TRP Male – Qualification

					S1	S2	S3	S4	S5	S6	S7	S8	S9	S10	L	E	D	H	Time	Total	Score
1.	ROBERTSON	Lachlan	WA	2005	0	1	0	2	2	4	1	0	2	4	2	18.2		9.30	15.370	42.870	92.110
			WA		6	4	6	5	4	4	5	6	5	7	4	14.4	11.2	8.90	14.740	49.240	
2.	FAVELLE	Jack	NSW	2006	4	2	3	2	2	4	4	1	4	2	1	17.1		9.40	14.335	40.835	88.645
			NSW		6	6	6	6	5	6	5	5	4	8	2	14.1	10.5	9.40	13.810	47.810	
3.	SITKOWSKI	Troy	NSW	2005	4	4	4	4	2	4	4	4	3	5	0	16.2		9.70	15.105	41.005	88.265
			NSW		6	5	6	7	6	4	3	4	8	8	2	14.1	10.5	8.90	13.760	47.260	
4.	DURKIN	Samuel	QLD	2005	4	6	4	4	4	4	4	3	3	4	4	15.6		9.60	14.260	39.460	87.630
			QLD		6	4	6	5	7	6	5	4	4	6	3	14.4	10.4	9.40	13.970	48.170	
5.	JEFFERSON	Ryan	NZ	2005	2	4	1	2	3	4	2	2	0	4	1	17.5		9.40	14.570	41.470	87.610
			NZ		6	4	7	6	6	7	5	5	5	7	0	14.2	9.3	9.20	13.440	46.140	
6.	GREGOR	Flynn	VIC	2006	5	5	4	4	4	4	4	5	4	4	0	15.7		9.90	14.240	39.840	87.010
			VIC		6	6	6	6	7	5	5	6	5	6	1	14.1	10.0	9.50	13.570	47.170	
7.	EDWARDS	Bryce	QLD	2005	4	3	2	3	3	4	4	3	3	5	0	16.6		9.90	13.205	39.705	86.855
			QLD		7	4	5	4	5	5	4	4	6	6	3	14.7	9.1	9.60	13.750	47.150	
8.	NOLAN	Dylan	WA	2005	4	4	4	2	6	6	3	5	4	4	3	15.5		9.20	14.675	39.375	85.395
			WA		6	6	6	7	7	5	5	5	5	6	4	13.8	9.0	9.40	13.820	46.020	
9.	BUTLER	Samuel	ACT	2005	4	5	6	5	6	4	4	4	4	5	2	15.1		9.70	14.625	39.425	85.160
			ACT		4	4	4	4	6	4	4	4	5	5	2	15.4	6.4	9.30	14.635	45.735	
10.	RIGTER	Matthieu	NZ	2005	4	3	3	4	4	4	4	2	5	4	2	16.1		9.30	13.785	39.185	85.000
			NZ		8	6	6	5	4	5	5	6	6	7	3	13.9	9.8	9.40	12.715	45.815	
11.	FRENCH	Billy	TAS	2006	4	5	4	4	4	4	4	4	4	4	2	15.7		9.60	13.600	38.900	84.800
			TAS		6	4	6	4	4	4	5	4	4	6	2	15.1	7.8	9.50	13.500	45.900	
12.	AHLGREN	Sigge	SA	2006	4	3	2	3	3	3	6	4	4	6	2	16.0		9.80	12.995	38.795	83.995
			SA		6	4	4	4	4	5	4	5	4	5	3	15.2	7.2	9.80	13.000	45.200	
13.	DANILOVIC	Luka	SA	2006	4	5	4	4	4	6	4	6	4	4	2	15.3		9.80	13.270	38.370	83.680
			SA		6	5	6	6	4	5	6	6	5	6	4	14.1	8.5	9.50	13.210	45.310	
14.	TORBAY	Zach	NSW	2006	4	6	2	4	3	4	4	6	5	7	1	15.4		9.10	13.605	38.105	82.765
			NSW		6	4	6	6	4	6	5	6	7	8	3	13.9	8.4	9.20	13.160	44.660	
15.	KERR	Nicholas	TAS	2006	5	6	4	4	2	4	4	3	4	4	1	15.9		9.40	11.890	37.190	81.585
			TAS		4	4	4	4	5	4	4	4	4	5	0	15.8	6.9	9.70	11.995	44.395	
16.	RONAN	Jarraah	VIC	2006	4	4	4	4	4	4	6	6	4	4	4	15.2		9.70	12.290	37.190	81.455
			VIC		6	6	6	4	6	6	6	4	4	6	1	14.5	8.5	9.20	12.065	44.265	
17.	GREEN	Joseph	TAS	2005	6	4	4	5	4	4	4	3	4	4	1	15.7		9.50	12.330	37.530	80.695
			TAS		7	7	8	6	4	4	6	4	4	7	3	14.0	7.8	8.90	12.465	43.165	
18.	MACLEOD	Leuca	QLD	2005	6	6	6	8	6	5	6	9	8	7	5	12.8		9.70	13.785	34.285	80.490
			QLD		6	6	6	5	4	4	6	6	6	7	2	14.2	-2.0 8.9	9.50	13.605	46.205	
19.	CHU	Andy	QLD	2005	4	3	4	3	4	4	4	4				13.0		7.60	11.495	32.095	78.710
			QLD		6	4	4	4	4	4	4	4	5	4	10	14.7	9.1	8.90	13.915	46.615	
20.	VANBEEK	John	WA	2005	4	6	4	4	4	4	2	6				12.6		7.20	11.890	31.690	78.555
			WA		6	5	6	8	7	4	4	4	5	6	2	14.3	9.1	8.80	14.665	46.865	
21.	COX	Callum	NSW	2005	4	6	5	4	4	4	5	6				12.2		7.10	10.720	30.020	76.845
			NSW		6	5	4	6	4	4	4	3	5	6	0	15.3	9.0	9.30	13.225	46.825	
22.	SMITH	Sebastian	NZ	2005	2	3	3	4	4	4	4	5	6	6	3	15.6		9.20	13.950	38.750	76.050
			NZ		6	4	4	6	7	8	5	6				11.4	7.6	7.50	10.800	37.300	
23.	TIDD	Cameron	SA	2006	4	3	4	3	4	2	2	2	2	2	0	17.2		9.40	13.115	39.715	70.605
			SA		6	7	7	5	5	6	8					9.6	6.7	5.90	8.690	30.890	
24.	WEST	Jack	NZ	2005	2	1	2	1	0	2	4	2	0	4	2	18.0		9.80	14.685	42.485	66.930
			NZ		6	4	5	6	7							7.2	5.8	4.30	7.145	24.445	
25.	CRACK	Dylan	TAS	2005	2	4	2	4	4	3	2	2	2	6	20	14.9		9.70	12.770	37.370	54.810
			TAS		4	4	6	8								5.8	2.8	3.60	5.240	17.440	

					S1	S2	S3	S4	S5	S6	S7	S8	S9	S10	L	E	D	H	Time	Total	Score	
26.	JONES	Bailey	 NSW	2006	6 7	6 8	5 6	4	3	4	4	4	4	6	0	15.4 3.9		2.9	9.10 2.80	11.835 3.295	36.335 12.895	49.230
27.	STONE	Jackson	 NZ	2006	3 4	2	2	4	4	2	1	2	3	2	3	17.2 1.6		1.5	9.30 0.10	14.470 1.525	40.970 4.725	45.695
28.	BRETT	Kaleb	 NSW	2005	4 7	4	2	5	5	4	5	5	6	5	4	15.1 1.3	1.3	0.90	9.50 1.420	15.490 4.920	40.090	45.010
29.	MANN- BETANZOS	Ronan	 NSW	2005	2 7	1	1	2	5	3	6	3	4	5	4	16.4 1.3		1.5	9.50 1.00	13.545 1.385	39.445 5.185	44.630
30.	GEELAN	Ethan	 NSW	2005																	DNS DNS	0

Generated by [sporttech.io](http://sporttech.io) official scoring system at **May 30, 2019 4:47:47 PM**. Live results at [www.sporttech.io/explore](http://www.sporttech.io/explore).



2019 Australian Gymnastics Championships

