



AUS Australian Championships 2018 Hisense Arena, Melbourne, 30 May - 3 June  
Individual trampoline – Youth TRP Female – Final

					S1	S2	S3	S4	S5	S6	S7	S8	S9	S10	L	E	D	H	Time	Total	Score
1.	FRENCH	Sienna	NZL, NZ	2005	6	5	3	4	3	4	1	2	4	5	2	16.1	9.1	9.60	13.485	48.285	48.285
1R.	SOUTHALL	Abigail	AUS, NSW	2005	4	6	5	6	4	1	2	1	2	8	2	15.9	8.7	9.50	13.690	47.790	47.790
2R	JOHNSTONE	Charlotte	AUS, QLD	2005	4	5	2	4	6	6	5	5	6	8	3	14.6	9.4	9.40	13.520	46.920	46.920
3R.	JONES	Mackenzie	AUS, WA	2004	4	4	4	4	3	4	5	3	4	8	6	15.1	7.8	9.10	14.555	46.555	46.555
5.	BARR	Mali	AUS, NSW	2005	4	2	3	1	4	4	4	6	3	8	3	15.8	7.2	9.70	13.735	46.435	46.435
6.	REEVES	Lara	AUS, WA	2005	4	6	4	2	4	4	6	4	6	7	1	15.2	7.6	9.60	12.725	45.125	45.125
7.	SHEERE	Lauren	NZL, NZ	2007	6	0	2	2	2	4	4	2	4	5	1	16.8	5.5	9.50	12.665	44.465	44.465
8.	WEBSTER	Olivia	AUS, WA	2006	5	6	8	3	6	7	6	6	8	8	4	13.3	8.1	8.70	14.470	-0.2 → 44.370	44.370
9.	LEUNG	Brianna	AUS, QLD	2005	5	4	5	4	4	4	4	5	5			14.0	7.2	8.50	11.920	41.620	41.620
10.	JAMES	Maya	NZL, NZ	2004	8	6	10	8	8	6	5	6	4	8	20	11.1	8.1	9.40	12.545	41.145	41.145
11.	BELL	Elise	AUS, NSW	2005	6											1.4	1.3	1.00	1.325	5.025	5.025









Generated by [sporttech.io](http://sporttech.io) official scoring system at **May 18, 2018 8:53:30 AM**. Live results at [www.sporttech.io/explore](http://www.sporttech.io/explore).





AUS Australian Championships 2018 Hisense Arena, Melbourne, 30 May - 3 June  
Individual trampoline – Youth TRP Female – Qualification

					S1	S2	S3	S4	S5	S6	S7	S8	S9	S10	L	E	D	H	Time	Total	Score	
1.	U15	SOUTHALL	Abigail	NSW	2005	0 2	3 4	0 3	3 3	2 4	3 2	2 2	1 2	2 3	3 8	0 2	18.1 16.5		9.80 9.40	14.150 13.725	42.050 48.325	90.375
2.	U15	FRENCH	Sienna	NZL	2005	0 6	1 6	2 6	2 8	1 4	2 4	2 2	0 2	3 3	4 5	0 1	18.3 15.3		9.60 9.10	14.225 12.870	42.125 46.670	88.795
3.	U15	JOHNSTONE	Charlotte	QLD	2005	2 4	2 6	0 6	0 4	3 4	4 6	2 7	2 6	4 4	5 4	1 0	17.5 14.9		9.60 9.40	14.220 13.405	41.320 47.005	88.325
4.	U15	JONES	Mackenzie	WA	2004	6 4	3 2	3 6	2 2	2 4	0 4	3 4	2 4	4 6	4 6	2 5	16.9 15.3		9.60 7.8	14.275 14.265	40.775 46.865	87.640
5.	U15	BARR	Mali	NSW	2005	2 2	4 3	2 3	7 2	2 2	3 2	5 4	4 4	4 4	2 4	0 0	16.5 17.0		9.30 7.2	13.875 13.890	39.675 47.790	87.465
6.	U13	SHEERE	Lauren	NZL	2007	0 6	0 2	3 4	2 3	6 4	4 4	4 2	3 3	2 4	6 5	0 2	17.0 16.1		9.70 6.5	12.590 12.540	39.290 44.840	84.130
7.	U15	JAMES	Maya	NZL	2004	2 6	4 5	2 8	2 4	2 4	4 5	4 6	2 6	4 6	6 5	1 2	16.7 14.3		9.40 7.6	13.780 13.110	39.880 44.210	84.090
8.	U15	LEUNG	Brianna	QLD	2005	3 6	3 6	2 7	4 7	4 4	2 4	4 6	4 5	5 5	6 8	0 2	16.3 14.0		9.30 8.4	13.585 13.000	39.185 44.500	83.685
9.	U15	BELL	Elise	NSW	2005	2 5	2 6	0 6	0 3	2 4	4 6	2 6	3 3	3 2	7 7	20 2	15.5 15.0		9.70 8.1	12.750 12.665	37.950 44.965	82.915
10.	U15	REEVES	Lara	WA	2005	2 4	3 3	4 6	3 6	3 6	2 6	5 6	4 6	4 6	4 6	1 0	16.5 14.7		9.30 7.6	13.225 12.290	39.025 43.590	82.615
11.	U13	WEBSTER	Olivia	WA	2006	3 6	2 7	2 7	2 6	6 8	4 7	6 6	4 6	6 8	6 8	1 3	15.8 12.8		8.90 8.1	14.095 13.890	38.795 43.690	82.485
12.	U13	FONUUA	Tamia	NSW	2006	3 5	4 4	4 3	2 4	4 4	4 4	4 5	4 2	5 4	7 4	0 2	15.9 15.9		9.30 5.2	13.240 13.695	38.440 43.995	82.435
13.	U15	KAKARAS	Phoebe	VIC	2005	2 2	0 6	2 4	2 8	3 5	4 6	5 6	4 5	5 4	6 8	3 3	16.4 14.3		9.50 7.6	12.035 12.745	37.935 44.345	82.280
14.	U15	WILKINSON	Chloe	NSW	2004	4 5	4 4	0 5	2 5	4 4	4 4	3 6	4 6	4 6	6 7	3 4	16.2 14.4		9.50 7.6	13.170 12.275	38.870 43.275	82.145
15.	U15	SCOTT-THOMAS	Grace	VIC	2005	5 6	6 6	6 7	4 4	6 6	4 6	3 5	3 6	4 5	5 6	0 2	15.4 14.1		9.30 7.8	12.650 12.985	37.350 44.385	81.735
16.	U15	CUNNINGHAM	Trinity	QLD	2005	4 5	4 4	4 5	4 6	6 4	4 5	4 6	4 7	8 8	0 20	15.4 12.2		9.40 8.3	12.925 13.440	37.725 43.240	80.965	
17.	U15	ROLFE	MacKenzie	QLD	2005	2 6	4 3	4 3	6 6	6 6	6 5	5 5	2 6	4 6	7 8	0 4	15.4 14.2		9.40 7.3	12.615 12.425	37.415 43.425	80.840
18.	U15	CALCATTJICOS	Alyssa	VIC	2005	4 5	6 8	4 8	3 6	3 8	3 7	4 7	3 6	4 6	4 10	0 3	16.2 12.6		9.90 8.5	12.810 11.245	38.910 41.445	80.355
19.	U15	HUTCHINSON	Kiara	SA	2004	4 3	4 6	4 7	4 8	4 8	6 6	6 6	4 6	4 7	6 6	0 0	15.4 13.7		9.20 7.2	12.850 12.515	37.450 42.315	79.765

					S1	S2	S3	S4	S5	S6	S7	S8	S9	S10	L	E	D	H	Time	Total	Score	
20.	U15	CATLETT	Koralee	 NSW AUS, NSW	2005	2	6	4	6	6	5	5	2	6	6	0	15.2		9.70	12.070	36.970	79.190
						6	4	7	6	6	6	2	6	6	8	2	14.1	6.6	9.30	12.220	42.220	
21.	U15	MAR FAN	Clare	 QLD AUS, QLD	2005	2	6	4	5	3	3	4	4	4		14.5		8.35	11.505	34.355	78.265	
						6	4	6	4	5	8	6	5	5	6	4	14.1	7.8	9.40	12.610	43.910	
22.	U15	RADCLIFFE	Emily	 VIC AUS, VIC	2004	2	3	2	6	6	4	6	5	6	6	0	15.4		9.40	12.740	37.540	77.200
						4	7	9	8	8	6	7	7	7	9	4	12.4	5.6	9.40	12.260	39.660	
23.	U15	DIAZ-BALLAS	Antonia	 NSW AUS, NSW	2004	2	4	0	2	3	6	5	2	3		15.3		8.20	12.385	35.885	67.730	
						4	6	6	4	4	6	6				10.4	5.7	6.40	9.345	31.845		
24.	U15	BENNIE	Sally	 WA AUS, WA	2005	2	3	4								5.1		2.80	4.435	12.335	57.715	
						5	4	6	6	4	6	5	4	5	6	3	14.6	7.6	9.40	13.780	45.380	
25.	U15	WANG	Cindy	 NZL NZL, NZ	2004	2	4	2	4	2	2	2	1	2	4	1	17.4		9.60	13.030	40.030	54.415
						7	6	6								4.1	3.4	2.80	4.085	14.385		
26.	U15	HOLLINGSWORTH	Sunday	 VIC AUS, VIC	2004	4	3	5	6	5	6	6	3	5	6	1	15.0		9.30	13.730	38.030	43.110
						7										1.3	1.5	0.90	1.380	5.080		
27.	U15	BELL	Jemima	 SA AUS, SA	2005	0	0	0	0	0	0	0	0	0	0	0	20.0				0	0
						0	0	0	0	0	0	0	0	0	0	20.0					0	0

Generated by [sporttech.io](http://sporttech.io) official scoring system at **May 12, 2018 11:04:07 AM**. Live results at [www.sporttech.io/explore](http://www.sporttech.io/explore).

