





2018 WAG AGC L7-10 Day 1

Event Results Level 7 - AA

Women / 7 / All Ages
Session: All

May 21-27, 2018





Rank	Num	Name	Gym					AA
1	557	Isabella WILSON	QLD	11.950	12.250	12.375	12.200	48.775
2	671	Olina KARATZIAS	VIC	11.450	12.800	11.725	12.425	48.400
3	554	Doreen CHIANG	QLD	11.850	12.100	11.950	12.250	48.150
4	555	Ruby INGLE	QLD	11.750	12.000	12.125	12.175	48.050
5	550	Emily FOTEK	QLD	11.600	12.050	11.950	12.425	48.025
6	462	Coco FLEMING	NSW	11.850	11.700	11.925	12.350	47.825
7	461	Melanie PERSINIDIS	NSW	11.650	11.800	12.225	12.075	47.750
8	668	Zhimei ROSS	VIC	11.600	12.300	11.600	12.175	47.675
9	672	Emma ROSS	VIC	11.650	11.400	11.775	12.725	47.550
10	556	Maya SUDRIKKU	QLD	11.500	11.950	12.125	11.950	47.525
11	551	Brianna TOOPI	QLD	11.850	12.200	10.950	12.425	47.425
12	675	Megan KHOLER	VIC	11.400	11.950	11.900	11.950	47.200
13	669	Sabine DUNSTONE	VIC	11.000	12.250	11.600	12.300	47.150
14	411	Ceinwyn ROBENS	ACT	11.150	12.550	11.675	11.725	47.100
15	552	Ava TYLER	QLD	11.050	12.100	11.500	12.225	46.875
16	729	Sophie CORRIE	WA	11.650	11.200	11.400	12.400	46.650
17	406	Aarya PATEL	ACT	10.100	12.200	12.075	12.200	46.575
18	666	Hanano SAKAMOTO	VIC	11.600	12.550	10.500	11.900	46.550
19T	595	Akira VAN	SA	10.900	12.000	11.500	12.050	46.450
19T	465	Shelley-Lee DOYLE	NSW	11.050	11.750	12.125	11.525	46.450
21	466	Tyarn LEES	NSW	11.150	11.800	11.300	11.950	46.200
22	468	Alicia EE	NSW	11.650	10.600	11.675	12.250	46.175
23	469	Maisie WILDE	NSW	11.550	11.600	11.300	11.675	46.125
24	463	Paige SEATON	NSW	11.250	11.400	11.575	11.825	46.050
25	553	Lauren FATHERS	QLD	11.700	10.400	11.375	12.500	45.975
26	673	Amber WARD	VIC	11.600	10.600	11.350	12.400	45.950
27	667	Tess FARROW	VIC	11.700	10.050	11.850	12.275	45.875
28	732	Abby MERCER	WA	11.150	11.500	11.375	11.775	45.800
29	519	Hannah Isabel NAWIRRI	NT	11.700	11.550	11.550	10.875	45.675
30	409	Eliza TROTMAN	ACT	11.250	11.250	11.225	11.850	45.575
31	407	Ella KELLY	ACT	11.550	10.950	11.475	11.550	45.525
32	727	Micheala BURGER	WA	11.200	10.950	11.625	11.700	45.475
33	728	Melody CHANT	WA	11.400	11.650	10.900	11.425	45.375
34	733	Poppy SMITH	WA	11.200	11.200	11.575	11.375	45.350
35	621	Charlotte BARNES	TAS	10.900	11.300	11.375	11.700	45.275
36	410	Bridie HARRIOTT	ACT	10.850	11.500	10.800	12.000	45.150
37	596	Hannah FRAGOMENI	SA	11.450	10.050	11.825	11.800	45.125
38	730	Isabella LOVE	WA	11.200	10.100	11.750	12.050	45.100
39	734	Anushke VAN NIEKERK	WA	10.950	12.200	10.500	11.200	44.850
40	622	Hallee SHEEN	TAS	11.300	11.050	10.825	11.625	44.800
41T	731	Ashleigh MACKENZIE	WA	11.500	10.450	11.025	11.750	44.725
41T	599	Nichole SPRATT	SA	11.200	11.650	10.550	11.325	44.725
43	464	Emily SPYROU	NSW	11.900	8.900	11.700	11.875	44.375
44	623	Lily SCHUECKER-RUSH	TAS	10.400	11.500	10.075	11.350	43.325
45	617	Katie RYAN	TAS	10.800	9.750	11.225	11.375	43.150
46	601	Kelli NIJHUIS	SA	10.950	10.500	10.425	11.150	43.025
47	597	Tiana DEVROOME	SA	10.900	10.300	10.125	11.525	42.850
48	620	Olivia RAINBIRD	TAS	11.200	10.850	9.250	11.500	42.800
49	517	Laura CHAPMAN	NT	11.000	9.800	11.525	10.200	42.525
50T	598	Tiegan CHAU	SA	11.250	9.200	10.525	11.500	42.475

2018 WAG AGC L7-10 Day 1

Event Results Score Check Level 7 - AA

May 21-27, 2018

Page: 2
 Printed: 5/21/2018 1:42 PM
Women / 7 / All Ages
Session: All

Rank	Num	Name	Gym					AA
50T	618	Talia SWARDS	TAS	11.300	10.100	9.325	11.750	42.475
52	619	Charlotte BOUWMEESTE	TAS	11.500	10.250	9.750	10.950	42.450
53	600	Emma LOVELL	SA	11.500	8.800	10.600	11.275	42.175
54	516	Chelsea PEARS	NT	10.300	9.900	10.075	11.575	41.850
55	518	Jacinta SAYNOR	NT	10.750	8.150	11.250	11.150	41.300
56	408	Maisie GREEN	ACT		12.400	9.175	10.950	32.525
57	624	Chloe SLOAN	TAS	11.200		9.150		20.350