





# 2018 WAG AGC L7-10 Day 2

## Meet Results Level 9 Open 16 & Over Finals

Women / 9 / 16 & Over  
Session: All

May 21-27, 2018

Judge's Signatures





Rank	Num	Name/Gym						AA
1	580	Aymie HARTLAND QLD	Prelims	Final: 12.550 D/E: 4.0 / 8.550 ND:	13.800 5.0 / 8.800	12.675 4.8 / 7.875	12.350 4.6 / 7.750	51.375
			Finals	Final: 13.225 D/E: 4.0 / 9.225 ND:	13.050 5.0 / 8.050	12.825 4.7 / 8.125	12.325 4.8 / 7.525	51.425
<b>Combined Total: 102.800</b>								
2	576	Jayde BEUTEL QLD	Prelims	Final: 13.350 D/E: 4.2 / 9.150 ND:	13.000 4.1 / 8.900	13.025 4.7 / 8.325	12.200 4.3 / 7.900	51.575
			Finals	Final: 13.250 D/E: 4.2 / 9.050 ND:	12.300 3.8 / 8.500	12.075 4.7 / 7.375	11.675 4.2 / 7.475	49.300
<b>Combined Total: 100.875</b>								
3	689	Matilda GAVAGHAN VIC	Prelims	Final: 13.000 D/E: 4.0 / 9.000 ND:	11.050 2.8 / 8.250	12.450 4.4 / 8.050	13.025 5.2 / 7.825	49.525
			Finals	Final: 12.775 D/E: 4.0 / 8.775 ND:	11.500 3.0 / 8.500	12.100 4.3 / 7.800	12.850 5.2 / 7.650	49.225
<b>Combined Total: 98.750</b>								
4	578	Grace HUMPHRIES QLD	Prelims	Final: 12.300 D/E: 3.2 / 9.100 ND:	11.500 4.2 / 7.300	12.625 4.4 / 8.225	12.450 4.2 / 8.250	48.875
			Finals	Final: 12.075 D/E: 3.2 / 8.875 ND:	12.175 3.9 / 8.275	12.350 4.4 / 7.950	12.150 4.3 / 7.850	48.750
<b>Combined Total: 97.625</b>								
5	687	Daisy MC DONALD VIC	Prelims	Final: 13.050 D/E: 4.2 / 8.850 ND:	11.450 2.7 / 8.750	12.350 3.5 / 8.850	12.275 4.2 / 8.075	49.125
			Finals	Final: 13.300 D/E: 4.2 / 9.100 ND:	10.225 2.0 / 8.225	11.700 4.0 / 7.700	12.300 4.3 / 8.000	47.525
<b>Combined Total: 96.650</b>								
6	574	Kyanalee COLEMAN QLD	Prelims	Final: 12.750 D/E: 4.2 / 8.550 ND:	11.300 3.7 / 7.600	10.825 3.6 / 7.225	12.650 4.0 / 8.650	47.525
			Finals	Final: 12.925 D/E: 4.2 / 8.725 ND:	12.025 3.8 / 8.225	11.175 3.6 / 7.575	11.525 4.0 / 7.525	47.650
<b>Combined Total: 95.175</b>								
7	482	Jacqueline PAN NSW	Prelims	Final: 12.750 D/E: 4.2 / 8.550 ND:	11.350 3.6 / 7.750	11.625 4.4 / 7.225	12.025 3.9 / 8.125	47.750
			Finals	Final: 12.550 D/E: 4.2 / 8.350 ND:	11.250 3.5 / 7.750	11.550 4.4 / 7.150	11.550 3.9 / 7.650	46.900
<b>Combined Total: 94.650</b>								

# 2018 WAG AGC L7-10 Day 2

## Meet Results Level 9 Open 16 & Over Finals

Women / 9 / 16 & Over  
Session: All





May 21-27, 2018

Rank	Num	Name/Gym						AA
8	690	Abigail GRIFFITHS VIC	Prelims	Final: 13.100	9.650	12.925	12.300	47.975
				D/E: 4.2 / 8.900	2.9 / 6.750	4.9 / 8.125	4.1 / 8.200	
			ND: -0.1					
			Finals	Final: 13.000	7.200	11.325	11.425	42.950
				D/E: 4.2 / 8.900	2.1 / 5.100	4.9 / 6.425	4.1 / 7.325	
			ND: -0.1					
<b>Combined Total:</b>								<b>90.925</b>
9	631	Raphaela CORNEY TAS	Prelims	Final: 10.950	11.700	10.025	11.475	44.150
				D/E: 4.0 / 7.250	3.4 / 8.300	3.7 / 6.325	4.0 / 7.475	
			ND: -0.3					
			Finals	Final: 12.650	11.225	10.850	11.650	46.375
				D/E: 4.0 / 8.650	3.3 / 7.925	3.7 / 7.150	4.0 / 7.650	
			ND:					
<b>Combined Total:</b>								<b>90.525</b>
10	611	Joanna MOAR SA	Prelims	Final: 12.650	9.600	12.000	11.625	45.875
				D/E: 4.0 / 8.650	3.3 / 6.300	3.8 / 8.200	4.4 / 7.225	
			ND:					
			Finals	Final: 12.800	10.325	10.525	10.550	44.200
				D/E: 4.0 / 8.800	3.1 / 7.225	3.8 / 6.725	3.9 / 6.650	
			ND:					
<b>Combined Total:</b>								<b>90.075</b>
11	610	Kodi MUNDY SA	Prelims	Final: 12.700	9.850	10.450	12.100	45.100
				D/E: 4.2 / 8.500	2.8 / 7.050	4.1 / 6.350	4.5 / 7.600	
			ND:					
			Finals	Final: 11.875	9.825	11.825	11.275	44.800
				D/E: 4.2 / 7.675	2.2 / 7.625	4.4 / 7.425	4.5 / 6.775	
			ND:					
<b>Combined Total:</b>								<b>89.900</b>
12	630	Lily HOLLOWAY TAS	Prelims	Final: 12.550	11.450	9.450	12.200	45.650
				D/E: 4.0 / 8.550	3.4 / 8.050	3.1 / 6.350	3.8 / 8.400	
			ND:					
			Finals	Final: 12.725	11.625	10.875	___	35.225
				D/E: 4.0 / 8.725	3.3 / 8.325	2.8 / 8.075		
			ND:					
<b>Combined Total:</b>								<b>80.875</b>
13	752	Kayla NGUYEN WA	Prelims	Final: 11.100	11.500	12.075	11.250	45.925
				D/E: 2.4 / 8.700	3.4 / 8.100	4.0 / 8.075	4.3 / 6.950	
			ND:					
			Finals	Final: ___	10.675	12.200	___	22.875
				D/E: ___	3.4 / 7.275	4.5 / 7.700		
			ND:					
<b>Combined Total:</b>								<b>68.800</b>
14	423	Claudia COLLINS ACT	Prelims	Final: 12.900	10.250	10.125	11.975	45.250
				D/E: 4.2 / 8.700	3.1 / 7.150	3.0 / 7.125	4.0 / 7.975	
			ND:					
			Finals	Final: 12.875	___	___	___	12.875
				D/E: 4.2 / 8.675				
			ND:					
<b>Combined Total:</b>								<b>58.125</b>

# 2018 WAG AGC L7-10 Day 2

## Meet Results Level 9 Open 16 & Over Finals

May 21-27, 2018

Rank	Num	Name/Gym						AA
15	427	Minski QUAYLE ACT	Prelims	Final: 12.800 D/E: 4.2 / 8.600 ND:	11.250 3.8 / 7.450	10.900 3.8 / 7.100	9.525 3.6 / 5.925	44.475
			Finals	Final: 12.950 D/E: 4.2 / 8.750 ND:	—	—	—	12.950
<b>Combined Total:</b>								<b>57.425</b>