





2018 WAG AGC International Day 2

Meet Results Senior International

May 21-27, 2018

Women / SI
Session: All

Judge's Signatures





| Rank | Num | Name/Gym | |  |  |  |  | AA |
|------|-----|------------------------|---------|---|--|---|---|--------------------------------|
| 1 | 589 | Georgia GODWIN QLD | Prelims | Final: 14.000 | 14.575 | 13.625 | 14.125 | 56.325 |
| | | | | D/E: 4.8 / 9.200 | 6.1 / 8.475 | 6.2 / 7.425 | 6.2 / 7.925 | |
| | | | Finals | Final: 13.925 | 14.425 | 13.025 | 14.525 | 55.900 |
| | | | | D/E: 4.8 / 9.125 | 5.9 / 8.425 | 6.2 / 6.825 | 6.2 / 8.325 | 0.0 |
| | | | | ND: 0.1 | | | | |
| | | | | | | | | Combined Total: 112.225 |
| 2 | 708 | Emily WHITEHEAD VIC | Prelims | Final: 14.250 | 13.650 | 12.000 | 13.250 | 53.150 |
| | | | | D/E: 5.0 / 9.250 | 5.5 / 8.150 | 5.3 / 6.700 | 5.3 / 7.950 | |
| | | | Finals | Final: 14.350 | 12.875 | 13.100 | 13.150 | 53.475 |
| | | | | D/E: 5.0 / 9.350 | 5.4 / 7.475 | 5.2 / 7.900 | 5.3 / 7.850 | |
| | | | | ND: | | | | |
| | | | | | | | | Combined Total: 106.625 |
| 3 | 591 | Rianna MIZZEN QLD | Prelims | Final: 14.150 | 14.300 | 12.675 | 12.525 | 53.650 |
| | | | | D/E: 5.6 / 8.850 | 5.6 / 8.700 | 5.6 / 7.075 | 5.4 / 7.125 | |
| | | | Finals | Final: 13.875 | 14.250 | 12.000 | 12.775 | 52.900 |
| | | | | D/E: 5.6 / 8.575 | 5.6 / 8.550 | 5.6 / 6.400 | 5.4 / 7.375 | |
| | | | | ND: -0.3 | 0.1 | | | |
| | | | | | | | | Combined Total: 106.550 |
| 4 | 703 | Talia FOLINO VIC | Prelims | Final: 13.925 | 12.550 | 13.000 | 12.650 | 52.125 |
| | | | | D/E: 4.6 / 9.325 | 5.5 / 7.050 | 6.0 / 7.100 | 4.7 / 7.950 | |
| | | | Finals | Final: 14.500 | 13.775 | 12.925 | 12.750 | 53.950 |
| | | | | D/E: 5.6 / 8.900 | 5.6 / 8.175 | 6.0 / 7.025 | 4.7 / 8.050 | |
| | | | | ND: -0.1 | -0.1 | | | |
| | | | | | | | | Combined Total: 106.075 |
| 5 | 705 | Kiara MUNTEANU VIC | Prelims | Final: 13.475 | 13.100 | 10.500 | 13.200 | 50.275 |
| | | | | D/E: 4.4 / 9.075 | 5.4 / 7.700 | 5.3 / 5.200 | 5.1 / 8.200 | |
| | | | Finals | Final: 13.625 | 13.075 | 11.350 | 13.075 | 51.125 |
| | | | | D/E: 4.4 / 9.225 | 5.5 / 7.575 | 5.3 / 6.050 | 5.1 / 7.975 | |
| | | | | ND: | | | | |
| | | | | | | | | Combined Total: 101.400 |
| 6 | 515 | Cassidy ERCOLE NSW | Prelims | Final: 13.775 | 12.100 | 12.375 | 12.175 | 50.425 |
| | | | | D/E: 4.6 / 9.175 | 5.0 / 7.100 | 5.2 / 7.175 | 4.8 / 7.375 | |
| | | | Finals | Final: 13.650 | 12.050 | 12.325 | 12.000 | 50.025 |
| | | | | D/E: 4.6 / 9.050 | 5.0 / 7.050 | 4.9 / 7.325 | 4.8 / 7.200 | |
| | | | | ND: | 0.1 | | | |
| | | | | | | | | Combined Total: 100.450 |
| 7 | 704 | Romi BROWN VIC | Prelims | Final: 13.650 | 12.600 | 11.550 | 11.525 | 49.325 |
| | | | | D/E: 4.6 / 9.050 | 5.2 / 7.400 | 4.4 / 7.150 | 5.3 / 7.125 | |
| | | | Finals | Final: 13.500 | 12.425 | 11.975 | 11.850 | 49.750 |
| | | | | D/E: 4.6 / 8.900 | 5.2 / 7.225 | 4.9 / 7.075 | 5.2 / 6.950 | |
| | | | | ND: | | | | |
| | | | | | | | | Combined Total: 99.075 |

2018 WAG AGC International Day 2

Meet Results Senior International

Women / SI
Session: All

May 21-27, 2018





| Rank | Num | Name/Gym | |  |  |  |  | AA |
|------|-----|------------------------|---------|---|--|---|---|--------|
| 8 | 702 | Elly BAYES VIC | Prelims | Final: 13.700 D/E: 4.6 / 9.100 ND: | 9.525 2.6 / 6.925 | 11.275 5.3 / 6.075 -0.1 | 12.750 5.0 / 7.750 | 47.250 |
| | | | Finals | Final: 13.725 D/E: 4.6 / 9.125 ND: | 10.425 3.1 / 7.325 | 11.875 5.2 / 6.775 -0.1 | 12.350 4.7 / 7.650 | 48.375 |
| | | | | Combined Total: 95.625 | | | | |
| 9 | 511 | Desnee RICHTER NSW | Prelims | Final: 12.225 D/E: 3.7 / 8.525 ND: | 11.325 4.1 / 7.225 | 11.775 5.2 / 6.575 | 12.050 4.9 / 7.150 | 47.375 |
| | | | Finals | Final: 12.450 D/E: 3.7 / 8.750 ND: | 10.600 4.1 / 6.500 | 11.800 5.2 / 6.600 | 11.850 4.9 / 6.950 | 46.700 |
| | | | | Combined Total: 94.075 | | | | |
| 10 | 701 | Amie MARTIN VIC | Prelims | Final: 13.225 D/E: 4.0 / 9.225 ND: | 10.250 4.2 / 6.050 | 11.900 5.2 / 6.700 | 11.925 4.8 / 7.125 | 47.300 |
| | | | Finals | Final: 12.925 D/E: 4.0 / 9.025 ND: -0.1 | 9.450 4.5 / 4.950 | 11.350 5.2 / 6.150 | 12.100 5.2 / 6.900 | 45.825 |
| | | | | Combined Total: 93.125 | | | | |
| 11 | 513 | Shannon FARRELL NSW | Prelims | Final: 12.100 D/E: 3.5 / 8.600 ND: | 9.400 3.2 / 6.200 | 11.300 4.8 / 6.600 -0.1 | 12.425 4.8 / 7.625 | 45.225 |
| | | | Finals | Final: 12.175 D/E: 3.5 / 8.675 ND: | 9.850 3.2 / 6.650 | 11.525 5.3 / 6.225 | 11.950 4.8 / 7.150 | 45.500 |
| | | | | Combined Total: 90.725 | | | | |
| 12 | 514 | Breanna SCOTT NSW | Prelims | Final: 12.250 D/E: 3.5 / 8.750 ND: | 7.450 3.4 / 4.050 | 11.650 5.2 / 6.450 | 11.850 5.1 / 7.150 -0.4 | 43.200 |
| | | | Finals | Final: 12.875 D/E: 4.0 / 8.875 ND: | 7.200 3.3 / 3.900 | 10.850 5.4 / 5.450 | 12.225 5.1 / 7.125 | 43.150 |
| | | | | Combined Total: 86.350 | | | | |
| 13 | 512 | Sophie STUART NSW | Prelims | Final: 12.125 D/E: 3.5 / 8.625 ND: | 9.825 3.2 / 6.625 | 9.250 4.4 / 4.850 | 11.900 4.9 / 7.000 | 43.100 |
| | | | Finals | Final: 12.675 D/E: 3.7 / 8.975 ND: | 7.925 2.6 / 5.325 | 11.775 4.4 / 7.375 | 10.400 4.9 / 6.200 -0.7 | 42.775 |
| | | | | Combined Total: 85.875 | | | | |
| 14F | 522 | Tyla BOW NZL | Prelims | Final: 12.575 D/E: 4.0 / 8.575 ND: | 11.150 3.6 / 7.550 | 9.075 4.7 / 4.375 | 11.950 5.1 / 6.850 | 44.750 |
| | | | Finals | Final: ____ D/E: ____ ND: | 10.700 3.6 / 7.000 0.1 | 10.775 4.6 / 6.175 | 12.250 5.1 / 7.150 | 33.725 |
| | | | | Combined Total: 78.475 | | | | |

2018 WAG AGC International Day 2

Meet Results Senior International

May 21-27, 2018

Women / SI
Session: All

| Rank | Num | Name/Gym | | |  |  |  |  | AA |
|------|-----|----------------------|---------|------------------|---|--|---|---|----|
| 14 | 510 | Erin MODARO NSW | Prelims | Final: —.—— | 12.025 | 11.750 | —.—— | 23.775 | |
| | | | | D/E: 5.4 / 6.625 | 5.0 / 6.750 | | | | |
| | | | Finals | Final: —.—— | 12.925 | 11.150 | —.—— | 24.075 | |
| | | | | D/E: 5.4 / 7.525 | 5.2 / 5.950 | | | | |
| | | | | | | | | Combined Total: 47.850 | |
| 15 | 709 | Kate MCDONALD VIC | Prelims | Final: —.—— | 13.850 | —.—— | —.—— | 13.850 | |
| | | | | D/E: 5.1 / 8.750 | | | | | |
| | | | Finals | Final: —.—— | 13.675 | —.—— | —.—— | 13.675 | |
| | | | | D/E: 5.1 / 8.575 | | | | | |
| | | | | | | | | Combined Total: 27.525 | |