







2017 National Clubs MAG DIV A & B Day 1

Meet Results

Sep 22-29, 2017

Men / A
Session: All

Judge's Signatures







Rank	Num	Name	Gym	Diff							AA
1	233	Lachlan SMITH	VHPC	Diff: 4.400	3.700	4.100	4.000	3.800	4.300		
				Exec: 6.500	8.150	8.900	9.150	9.200	8.000		
				ND:		
				Final: 10.900	11.850	13.000	13.150	13.000	12.300	74.200	1
				Place: 36	5	2	6*	2	2T		
2	243	Jonathan HARRY	MWGC	Diff: 4.000	2.400	3.800	2.400	3.100	3.200		
				Exec: 8.500	9.150	8.600	8.600	9.350	8.850		
				ND:		
				Final: 12.500	11.550	12.400	11.000	12.450	12.050	71.950	
				Place: 5T	8	6	34	6	6	2	
3	247	Jordan PAPANDREA	MWGC	Diff: 4.500	4.600	4.400	4.000	4.200	4.500		
				Exec: 6.900	7.550	7.200	8.400	8.400	6.800		
				ND:		
				Final: 11.400	12.150	11.600	12.400	12.600	11.300	71.450	
				Place: 25T	2	12T	12T	4	11T	3	
4	234	Philip STEWART	VHPC	Diff: 5.100	4.300	4.200	3.200	3.700	3.700		
				Exec: 6.200	7.800	7.100	9.100	8.850	6.550		
				ND:		
				Final: 11.300	12.100	11.300	12.300	12.550	10.250	69.800	
				Place: 28	3	17T	14*	5	31T	4	
5	232	Campbell SMITH	VHPC	Diff: 4.300	3.900	3.600	4.000	3.700	4.200		
				Exec: 8.000	6.500	7.250	7.900	8.300	8.100		
				ND:		
				Final: 12.300	10.400	10.850	11.900	12.000	12.300	69.750	
				Place: 8T	25	27	19T	9	2T	5	
6	244	Angus LAURIE	MWGC	Diff: 3.800	2.400	3.000	3.200	3.000	2.700		
				Exec: 7.600	8.850	9.250	8.950	8.350	8.250		
				ND: .	.	-0.300	.	.	.		
				Final: 11.400	11.250	11.950	12.150	11.350	10.950	69.050	
				Place: 25T	11T	9	17	26	18T	6	
7	326	Adrian BORAZIO	SYGC	Diff: 4.100	2.800	2.200	3.200	3.100	2.900		
				Exec: 8.750	7.800	9.250	9.100	7.650	8.300		
				ND: .	.	-0.300	.	.	.		
				Final: 12.850	10.600	11.150	12.300	10.750	11.200	68.850	
				Place: 2	20	21	14*	35T	13	7	
8	306	Kiarn BARRY	SUPC	Diff: 3.800	2.300	3.400	3.200	2.500	2.500		
				Exec: 8.700	8.150	8.450	8.350	9.400	7.950		
				ND:		
				Final: 12.500	10.450	11.850	11.550	11.900	10.450	68.700	
				Place: 5T	22T	11	22	11T	26*	8	
9	106	Storme VAN RENSBURG	ACGC	Diff: 3.600	2.300	2.800	3.500	2.800	2.400		
				Exec: 8.700	7.750	8.150	9.150	8.950	8.100		
				ND:		
				Final: 12.300	10.050	10.950	12.650	11.750	10.500	68.200	
				Place: 8T	29T	25	9	16T	25	9	
10	239	Joel BROWN	MWGC	Diff: 4.000	3.000	2.300	2.800	2.800	3.100		
				Exec: 7.250	7.450	9.200	8.700	9.450	8.200		
				ND: .	.	-0.300	.	.	.		
				Final: 11.250	10.450	11.200	11.500	12.250	11.300	67.950	
				Place: 29T	22T	20	23T	7	11T	10	

2017 National Clubs MAG DIV A & B Day 1

Meet Results

Men / A
Session: All

Sep 22-29, 2017







Rank	Num	Name	Gym							AA
11	238	Rasmus BRETH-PETERSEN	MWGC	Diff: 3.700	3.000	3.500	3.200	2.900	3.500	
				Exec: 7.250	7.800	8.100	8.800	7.800	8.100	
				ND: -0.100						
				Final: 10.850	10.800	11.600	12.000	10.700	11.600	67.550
				Place: 37	18	12T	18	38	9	11
12	328	Geordie MCCOLL	SYGC	Diff: 3.900	2.500	2.600	3.500	2.700	2.700	
				Exec: 8.350	7.500	7.300	9.000	9.050	8.100	
				ND:						
				Final: 12.250	10.000	9.900	12.500	11.750	10.800	67.200
				Place: 10	31T	39	10	16T	22	12
13	327	Joshua DE-ROO	SYGC	Diff: 3.800	2.500	2.800	2.200	2.700	2.800	
				Exec: 8.200	7.550	8.500	8.900	8.800	8.350	
				ND:						
				Final: 12.000	10.050	11.300	11.100	11.500	11.150	67.100
				Place: 16T	29T	17T	33	21T	14T	13
14	237	Austen ARMSTRONG	MWGC	Diff: 3.200	2.100	2.800	2.800	2.700	2.400	
				Exec: 8.850	7.900	8.450	8.350	8.950	8.000	
				ND:						
				Final: 12.050	10.000	11.250	11.150	11.650	10.400	66.500
				Place: 14T	31T	19	28T	18	29	14
15	240	Benjamin DEMPSEY	MWGC	Diff: 3.300	2.400	3.900	3.200	2.900	3.000	
				Exec: 7.150	7.200	8.100	8.700	8.950	8.050	
				ND: -0.400						
				Final: 10.050	9.600	12.000	11.900	11.850	11.050	66.450
				Place: 49	39	8	19T	13T	16T	15
16	933	Alexander MCDONALD	SCGC	Diff: 4.100	3.100	3.400	4.800	3.500	3.300	
				Exec: 7.150	6.800	7.400	8.600	6.500	7.750	
				ND:						
				Final: 11.250	9.900	10.800	13.400	10.000	11.050	66.400
				Place: 29T	34	28	2T	43T	16T	16
17	147	Callum BURDEN	CCGC	Diff: 4.100	2.700	2.900	2.400	2.300	2.500	
				Exec: 8.450	8.000	8.650	8.200	8.650	7.200	
				ND:						
				Final: 12.550	10.700	11.550	10.600	10.950	9.700	66.050
				Place: 3T	19	15	41	32T	36T	17
18	146	Simon BEWICK	CCGC	Diff: 4.000	3.300	3.400	3.200	3.400	3.000	
				Exec: 7.400	4.600	8.100	9.100	7.700	7.900	
				ND:						
				Final: 11.400	7.900	11.500	12.300	11.100	10.900	65.100
				Place: 25T	48	16	14*	30T	20T	18
19	932	David KIDD	SCGC	Diff: 3.900	2.700	3.000	3.200	2.700	2.200	
				Exec: 6.700	7.750	8.050	9.250	7.150	8.050	
				ND:						
				Final: 10.600	10.450	11.050	12.450	9.850	10.250	64.650
				Place: 42T	22T	24	11	46	31T	19
20	246	Jae NAGEL	MWGC	Diff: 3.100	3.500	4.400	4.000	3.100	3.200	
				Exec: 7.050	7.400	8.350	9.150	8.050	7.250	
				ND: -4.100						
				Final: 6.050	10.900	12.750	13.150	11.150	10.450	64.450
				Place: 51	17	4	6*	27T	26T	20

2017 National Clubs MAG DIV A & B Day 1

Meet Results

Men / A
Session: All

Sep 22-29, 2017







Rank	Num	Name	Gym							AA
21	931	Jeremy BLICK	SCGC	Diff: 3.400	3.500	3.100	2.400	2.900	2.500	
				Exec: 7.000	7.950	6.950	8.100	7.850	7.950	
				ND:	
				Final: 10.400	11.450	10.050	10.500	10.750	10.450	63.600
				Place: 46*	9	36	42T	35T	26*	21
22	250	Hugo VEERMAN	MWGC	Diff: 3.000	3.300	2.200	2.200	2.500	2.500	
				Exec: 8.750	8.450	8.550	7.750	7.900	6.000	
				ND:	
				Final: 11.750	11.750	10.750	9.950	10.400	8.500	63.100
				Place: 20	6	29T	46	42	49	22
23	145	Jonathan ADAMS	CCGC	Diff: 2.900	2.400	2.600	2.400	2.600	1.700	
				Exec: 8.200	7.250	8.500	8.300	7.950	8.350	
				ND: -0.100	
				Final: 11.000	9.650	11.100	10.700	10.550	10.050	63.050
				Place: 31T	37*	22T	38T	40	34	23
24	984	Jack BURT	SUPC	Diff: 2.900	2.400	2.000	1.600	2.500	2.300	
				Exec: 8.100	8.100	8.000	9.250	8.650	7.200	
				ND:	
				Final: 11.000	10.500	10.000	10.850	11.150	9.500	63.000
				Place: 31T	21	37	35T	27T	41	24
25	149	Conall MINCHIN	CCGC	Diff: 3.000	2.600	2.000	2.400	2.100	1.900	
				Exec: 8.650	7.600	8.300	8.750	8.750	6.900	
				ND:	
				Final: 11.650	10.200	10.300	11.150	10.850	8.800	62.950
				Place: 21T	28	32T	28*	34	48	25
26	307	Cy DACEY	SUPC	Diff: 3.500	3.000	2.100	1.600	2.400	2.300	
				Exec: 7.150	7.000	8.200	9.650	9.000	6.600	
				ND:	
				Final: 10.650	10.000	10.300	11.250	11.400	8.900	62.500
				Place: 40T	31T	32T	27	24T	47	26
27	201	Hayden GREENOUGH	LAAG	Diff: 3.500	2.800	3.000	3.200	3.300	2.700	
				Exec: 6.800	6.750	5.650	8.300	8.750	6.850	
				ND:	
				Final: 10.300	9.550	8.650	11.500	12.050	9.550	61.600
				Place: 48	40	43	23T	8	39*	27
28	934	Mackenzie MURRAY	SCGC	Diff: 4.900	2.200	2.400	2.400	3.200	2.500	
				Exec: 7.350	6.600	6.650	8.750	8.250	6.450	
				ND: -0.100	
				Final: 12.150	8.800	9.050	11.150	11.450	8.950	61.550
				Place: 12T	44	42	28*	23	46	28
29	235	Luke WADSWORTH	VHPC	Diff: 5.400	5.000	..	4.800	4.900	4.600	
				Exec: 6.850	5.250	..	8.450	8.450	7.900	
				ND: -0.200	
				Final: 12.050	10.250	..	13.250	13.350	12.500	61.400
				Place: 14T	27	47*	5	1	1	29
30	248	Will PHILLIPS	MWGC	Diff: 3.000	2.300	2.100	2.200	2.300	2.000	
				Exec: 7.950	6.750	8.650	8.950	7.150	7.750	
				ND:	
				Final: 10.950	9.050	10.750	11.150	9.450	9.750	61.100
				Place: 34T	43	29T	28T	47	35	30

2017 National Clubs MAG DIV A & B Day 1

Meet Results

Men / A
Session: All

Sep 22-29, 2017







Rank	Num	Name	Gym							AA
31	249	Miran TAKAHASHI	MWGC	Diff: 4.900	4.400	___	4.400	3.500	4.300	
				Exec: 7.650	7.900	___	9.000	7.100	7.250	
				ND:	
				Final: 12.550	12.300	___	13.400	10.600	11.550	60.400
				Place: 3T	1	47*	2T	39	10	31
32	104	Nathan LEVEY	ACGC	Diff: 4.000	2.700	1.900	1.600	2.700	2.400	
				Exec: 7.800	5.300	8.100	9.100	8.450	7.950	
				ND: .	.	-2.000	.	.	.	
				Final: 11.800	8.000	8.000	10.700	11.150	10.350	60.000
				Place: 19	47	44	38T	27T	30	32
33	199	Tristan COLLINS	LAAG	Diff: 4.100	2.900	3.800	1.600	3.400	3.200	
				Exec: 6.550	5.100	8.100	9.150	7.350	7.350	
				ND: .	-4.000	
				Final: 10.650	4.000	11.900	10.750	10.750	10.550	58.600
				Place: 40T	53T	10	37	35T	24	33
34T	229	Luke MOTT	VHPC	Diff: 4.000	3.100	2.900	2.400	2.700	3.200	
				Exec: 7.750	0.900	6.850	8.900	8.250	7.450	
				ND: -0.100	.	-0.300	.	.	.	
				Final: 11.650	4.000	9.450	11.300	10.950	10.650	58.000
				Place: 21T	53T	41	26	32T	23	34T
34T	242	Saxon GLENDINNING	MWGC	Diff: 3.500	2.600	2.000	2.200	1.600	1.400	
				Exec: 8.700	7.200	9.100	8.300	7.050	8.350	
				ND:	-2.000	-2.000	
				Final: 12.200	9.800	11.100	10.500	6.650	7.750	58.000
				Place: 11	36	22T	42T	50T	52	34T
36	236	Joshua WALKER	VHPC	Diff: 3.900	3.800	2.600	2.400	3.400	3.200	
				Exec: 6.850	3.150	5.250	9.000	8.200	6.000	
				ND: .	.	-0.300	.	.	.	
				Final: 10.750	6.950	7.550	11.400	11.600	9.200	57.450
				Place: 39	51	45	25	19T	42	36
37	203	Mitchell HARRYS	LAAG	Diff: 4.600	3.700	___	3.500	2.800	2.600	
				Exec: 7.400	7.500	___	8.900	9.050	7.050	
				ND:	
				Final: 12.000	11.200	___	12.400	11.850	9.650	57.100
				Place: 16T	13	47*	12T	13T	38	37
38	105	Oska MIDDLETON	ACGC	Diff: 3.300	2.100	2.400	1.600	2.500	1.600	
				Exec: 7.150	7.000	7.550	9.050	8.000	6.800	
				ND: .	-2.000	
				Final: 10.450	7.100	9.950	10.650	10.500	8.400	57.050
				Place: 44T	50	38	40	41	50	38
39	227	William HAINES	VHPC	Diff: 3.900	2.300	2.400	2.400	3.400	3.000	
				Exec: 5.750	5.100	8.800	9.200	6.600	6.050	
				ND: .	-4.000	-0.300	.	.	.	
				Final: 9.650	3.400	10.900	11.600	10.000	9.050	54.600
				Place: 50	55	26	21	43T	45	39
40	241	Austin FOLLETT	MWGC	Diff: 3.400	3.900	___	2.200	2.500	2.400	
				Exec: 7.000	7.350	___	8.650	9.000	7.300	
				ND:	
				Final: 10.400	11.250	___	10.850	11.500	9.700	53.700
				Place: 46*	11T	47*	35T	21T	36T	40

2017 National Clubs MAG DIV A & B Day 1

Meet Results

Men / A
Session: All

Sep 22-29, 2017







Rank	Num	Name	Gym							AA
41	101	Carter BLAIR	ACGC	Diff: 3.800	2.100	2.700	2.200	1.500	1.600	
				Exec: 8.050	5.250	8.050	8.200	7.150	7.000	
				ND:	-2.000	-2.000	
				Final: 11.850	7.350	10.750	10.400	6.650	6.600	53.600
				Place: 18	49	29T	44	50T	53	41
42	981	Cooper WILSON	SYHG	Diff: 3.600	3.000	2.200	. . .	3.100	2.200	
				Exec: 8.000	6.500	7.750	. . .	8.750	5.900	
				ND: .	.	-0.300	.	.	.	
				Final: 11.600	9.500	9.650	. . .	11.850	8.100	50.700
				Place: 23	41	40	47*	13T	51	42
43	202	Mitchell HARDING	LAAG	Diff: 4.000	2.400	2.000	. . .	3.000	2.200	
				Exec: 7.950	7.250	7.750	. . .	8.900	8.700	
				ND: 0.200	.	-4.000	.	.	.	
				Final: 12.150	9.650	5.750	. . .	11.900	10.900	50.350
				Place: 12T	37*	46	47*	11T	20T	43
44	189	Oliver DALCO	KSCG	Diff: 3.800	3.300	2.600	2.800	
				Exec: 8.600	8.600	9.350	8.950	
				ND:	
				Final: 12.400	11.900	11.950	11.750	48.000
				Place: 7	4	47*	47*	10	8	44
45	983	James BACUETI	WVGC	Diff: 4.400	3.400	. . .	5.200	2.800	. . .	
				Exec: 6.600	6.450	. . .	9.350	7.150	. . .	
				ND:	
				Final: 11.000	9.850	. . .	14.550	9.950	. . .	45.350
				Place: 31T	35	47*	1	45	54*	45
46	224	Marcus CASAMENTO	VHPC	Diff: . . .	3.100	4.000	. . .	3.400	3.100	
				Exec: . . .	8.000	8.600	. . .	8.000	6.000	
				ND:	
				Final: . . .	11.100	12.600	. . .	11.400	9.100	44.200
				Place: 52*	15	5	47*	24T	44	46
47	103	Dylan JONES	ACGC	Diff: 2.900	2.200	2.000	1.600	2.000	. . .	
				Exec: 8.050	4.250	8.200	8.600	5.600	. . .	
				ND:	-2.000	.	
				Final: 10.950	6.450	10.200	10.200	5.600	. . .	43.400
				Place: 34T	52	35	45	52	54*	47
48	225	Mathew CONTRERAS	VHPC	Diff: . . .	3.200	3.600	. . .	2.600	2.800	
				Exec: . . .	6.000	8.000	. . .	8.500	8.150	
				ND:	
				Final: . . .	9.200	11.600	. . .	11.100	10.950	42.850
				Place: 52*	42	12T	47*	30T	18T	48
49	226	Oliver DILNUTT	VHPC	Diff: 3.300	3.200	3.700	2.700	
				Exec: 7.500	7.150	7.900	6.850	
				ND:	
				Final: 10.800	10.350	11.600	9.550	42.300
				Place: 38	26	47*	47*	19T	39*	49
50	148	Adam FALZARANO	CCGC	Diff: . . .	5.000	5.500	4.500	
				Exec: . . .	6.650	7.350	7.350	
				ND:	
				Final: . . .	11.650	12.850	11.850	36.350
				Place: 52*	7	3	47*	53*	7	50

2017 National Clubs MAG DIV A & B Day 1

Meet Results

Men / A
Session: All

Sep 22-29, 2017

Rank	Num	Name	Gym	Diff							AA
51	230	Kent PIETERSE	VHPC	4.600	—	—	4.400	—	5.100		
				Exec: 6.950	—	—	8.900	—	6.050		
				ND: —	—	—	—	—	—		
				Final: 11.550	—	—	13.300	—	11.150	36.000	
				Place: 24	56*	47*	4	53*	14T	51	
52	245	Cameron MALONE	MWGC	3.600	3.400	—	4.000	—	—		
				Exec: 7.150	7.750	—	8.700	—	—		
				ND: -0.300	—	—	—	—	—		
				Final: 10.450	11.150	—	12.700	—	—	34.300	
				Place: 44T	14	47*	8	53*	54*	52	
53	123	Simon CONSTABLE	BGSG	—	3.400	3.700	—	—	3.500		
				Exec: —	5.250	8.600	—	—	8.750		
				ND: —	—	—	—	—	—		
				Final: —	8.650	12.300	—	—	12.250	33.200	
				Place: 52*	45	7	47*	53*	4	53	
54	102	Matthew JOHNS	ACGC	2.700	—	2.000	1.600	—	—		
				Exec: 7.900	—	8.250	9.550	—	—		
				ND: —	—	—	—	—	—		
				Final: 10.600	—	10.250	11.150	—	—	32.000	
				Place: 42T	56*	34	28T	53*	54*	54	
55	124	Jack NORMAN	BGSG	—	4.000	—	—	3.300	2.800		
				Exec: —	4.500	—	—	5.850	7.300		
				ND: —	—	—	—	—	—		
				Final: —	8.500	—	—	9.150	10.100	27.750	
				Place: 52*	46	47*	47*	49	33	55	
56	183	Ruben CHITTERS	DOGC	—	—	—	—	3.100	3.800		
				Exec: —	—	—	—	9.650	8.400		
				ND: —	—	—	—	—	—		
				Final: —	—	—	—	12.750	12.200	24.950	
				Place: 52*	56*	47*	47*	3	5	56	
57	223	Scott BROOKS	VHPC	—	—	—	—	4.400	4.300		
				Exec: —	—	—	—	4.850	4.850		
				ND: —	—	—	—	—	—		
				Final: —	—	—	—	9.250	9.150	18.400	
				Place: 52*	56*	47*	47*	48	43	57	
58	125	Jack RIEK	BGSG	—	—	5.200	—	—	—		
				Exec: —	—	8.500	—	—	—		
				ND: —	—	—	—	—	—		
				Final: —	—	13.700	—	—	—	13.700	
				Place: 52*	56*	1	47*	53*	54*	58	
59	894	Scott COSTIN	BGSG	5.300	—	—	—	—	—		
				Exec: 7.850	—	—	—	—	—		
				ND: -0.200	—	—	—	—	—		
				Final: 12.950	—	—	—	—	—	12.950	
				Place: 1	56*	47*	47*	53*	54*	59	
60	231	William SHUREY	VHPC	—	4.700	—	—	—	—		
				Exec: —	6.600	—	—	—	—		
				ND: —	—	—	—	—	—		
				Final: —	11.300	—	—	—	—	11.300	
				Place: 52*	10	47*	47*	53*	54*	60	







2017 National Clubs MAG DIV A & B Day 1

Meet Results

Sep 22-29, 2017

Page: 7
Printed: 9/23/2017 9:37 PM

Men / A
Session: All

Rank	Num	Name	Gym							AA
61	228	Andreas LEPORE	VHPC	Diff: —. —.	5.000	—. —.	—. —.	—. —.	—. —.	
				Exec: —. —.	5.950	—. —.	—. —.	—. —.	—. —.	
				ND: —. —.		—. —.	—. —.	—. —.	—. —.	
				Final: —. —.	10.950	—. —.	—. —.	—. —.	—. —.	10.950
				Place: 52*	16	47*	47*	53*	54*	61
62*	308	Glenn NG	SUPC	Diff: —. —.	—. —.	—. —.	—. —.	—. —.	—. —.	
				Exec: —. —.	—. —.	—. —.	—. —.	—. —.	—. —.	
				ND: —. —.	—. —.	—. —.	—. —.	—. —.	—. —.	
				Final: —. —.	—. —.	—. —.	—. —.	—. —.	—. —.	0.000
				Place: 52*	56*	47*	47*	53*	54*	62*
62*	200	Samuel FAVILLA	LAAG	Diff: —. —.	—. —.	—. —.	—. —.	—. —.	—. —.	
				Exec: —. —.	—. —.	—. —.	—. —.	—. —.	—. —.	
				ND: —. —.	—. —.	—. —.	—. —.	—. —.	—. —.	
				Final: —. —.	—. —.	—. —.	—. —.	—. —.	—. —.	0.000
				Place: 52*	56*	47*	47*	53*	54*	62*

D. Kennedy
23/9/17.