







2017 National Clubs MAG DIV A & B Day 1

Page: 1
Printed: 9/23/2017 9:37 PM

Team Results

Men / A
Session: All

Sep 22-29, 2017







Rank	Gym	Team	Score						
1	MWGC	MW1	216.450	35.200 5T	35.600 1	35.950 2	39.250 1	36.000 1	34.450 1
	249	Miran TAKAHASHI		12.550	12.300		13.400		11.550
	247	Jordan PAPANDREA		11.400	12.150	11.600		12.600	11.300
	239	Joel BROWN		11.250				12.250	
	245	Cameron MALONE			11.150		12.700		
	246	Jae NAGEL				12.750	13.150	11.150	
	238	Rasmus BRETH-PETERS				11.600			11.600
2	MWGC	MW2	211.450	35.650 3	34.550 2	36.350 1	35.050 4	35.800 2T	34.050 2
	243	Jonathan HARRY		12.500	11.550	12.400	11.000	12.450	12.050
	250	Hugo VEERMAN		11.750	11.750				
	244	Angus LAURIE		11.400	11.250	11.950	12.150		10.950
	240	Benjamin DEMPSEY				12.000	11.900	11.850	11.050
	241	Austin FOLLETT						11.500	
3	CCGC	CCG	203.900	35.600 4	32.550 3	35.900 3	34.150 7	32.900 7	32.800 4
	147	Callum BURDEN		12.550	10.700	11.550		10.950	
	149	Conall MINCHIN		11.650	10.200		11.150	10.850	
	146	Simon BEWICK		11.400		11.500	12.300	11.100	10.900
	148	Adam FALZARANO			11.650	12.850			11.850
	145	Jonathan ADAMS					10.700		10.050
4	SYGC	SYG	203.150	37.100 1	30.650 6	32.350 5	35.900 3	34.000 5	33.150 3
	326	Adrian BORAZIO		12.850	10.600	11.150	12.300	10.750	11.200
	328	Geordie MCCOLL		12.250	10.000	9.900	12.500	11.750	10.800
	327	Joshua DE-ROO		12.000	10.050	11.300	11.100	11.500	11.150
5	SCGC	SCG	198.650	34.000 9	31.800 4	31.900 8	37.000 2	32.200 8	31.750 5
	934	Mackenzie MURRAY		12.150			11.150	11.450	
	933	Alexander MCDONALD		11.250	9.900	10.800	13.400	10.000	11.050
	932	David KIDD		10.600	10.450	11.050	12.450		10.250
	931	Jeremy BLICK			11.450	10.050		10.750	10.450
6	SUPC	SPC	194.200	34.150 8	30.950 5	32.150 6	33.650 8	34.450 4	28.850 8
	306	Kiarn BARRY		12.500	10.450	11.850	11.550	11.900	10.450
	984	Jack BURT		11.000	10.500	10.000	10.850	11.150	9.500
	307	Cy DACEY		10.650	10.000	10.300	11.250	11.400	8.900

2017 National Clubs MAG DIV A & B Day 1

Team Results

Men / A
Session: All

Sep 22-29, 2017

Rank	Gym	Team	Score						
7	LAAG	LAA	193.050	34.800 7	30.400 7	26.300 9	34.650 5	35.800 2T	31.100 6
	202	Mitchell HARDING		12.150	9.650	5.750		11.900	10.900
	203	Mitchell HARRYS		12.000	11.200		12.400	11.850	9.650
	199	Tristan COLLINS		10.650		11.900	10.750		10.550
	201	Hayden GREENOUGH			9.550	8.650	11.500	12.050	
8	ACGC	ACG	190.450	35.950 2	25.400 9	31.950 7	34.500 6	33.400 6	29.250 7
	106	Storme VAN RENSBURG		12.300	10.050	10.950	12.650	11.750	10.500
	101	Carter BLAIR		11.850	7.350	10.750			
	104	Nathan LEVEY		11.800	8.000		10.700	11.150	10.350
	102	Matthew JOHNS				10.250	11.150		
	105	Oska MIDDLETON						10.500	8.400
9	MWGC	MW3	185.600	35.200 5T	28.850 8	33.100 4	32.800 9	27.750 9	27.900 9
	242	Saxon GLENDINNING		12.200	9.800	11.100	10.500	6.650	7.750
	237	Austen ARMSTRONG		12.050	10.000	11.250	11.150	11.650	10.400
	248	Will PHILLIPS		10.950	9.050	10.750	11.150	9.450	9.750
10	BGSG	BGS	87.600	12.950 10	17.150 10	26.000 10	0.000 10	9.150 10	22.350 10
	894	Scott COSTIN		12.950					
	123	Simon CONSTABLE			8.650	12.300			12.250
	124	Jack NORMAN			8.500			9.150	10.100
	125	Jack RIEK				13.700			

RKennedy
23/9/17.