







2017 National Clubs MAG DIV C & D Day 2

Page: 1
Printed: 9/24/2017 1:25 PM

Team Results

Men / C
Session: All

Sep 22-29, 2017

Rank	Gym	Team	Score						
1	SYHG	SHG	177.579	28.333	29.799	29.132	30.600	29.365	30.350
				7	1	3	6	1	1
	350 Daniel CHALABOV		10.100	9.633	9.533	10.100	9.266	10.200	
	352 Brodie HAESLOOP		9.433	10.066	9.366		9.933	10.100	
	354 Mark ZURCHER		8.800			10.400			
	353 Ritam MALIK			10.100	10.233	10.100	10.166	10.050	
2	CCGC	CCA	177.280	30.199	29.332	28.699	30.800	28.500	29.750
				1	6	4	5	5	2T
	159 Cooper CROSTHWAITE		10.300		9.700			9.850	
	162 Csongor KESZEI		10.133	10.466			9.500	9.800	
	167 Harry WOODWARD		9.766	9.166	9.533	10.250	9.600		
	163 Liam MCKENZIE-MCHARG			9.700					
	158 Elijah CLAY				9.466	10.250	9.400	10.100	
	156 Joshua BALDWIN					10.300			
3	MWGC	MW1	176.695	29.766	29.665	27.532	31.450	28.532	29.750
				3	3	9	2	4	2T
	258 Eli BRADY		10.100				10.550	9.533	
	263 Maximillian HALL		9.933	9.866					
	264 Yacoub HILL		9.733		9.466				9.650
	262 Matthew GODFREY			10.033	9.200	10.450	9.633	10.100	
	266 Ethan MCGREAL			9.766	8.866		9.366	10.000	
	265 Sebastian MASSI					10.450			
4	SYGC	SGC	175.997	28.766	28.566	29.833	31.200	28.632	29.000
				5	8	1	3	3	7
	337 Brady WHEELER		10.066	9.700	10.033	10.550	10.333	10.000	
	958 Nicholas DIAZ BALLAS		9.400		10.100				
	336 Gabriel NARAYAN		9.300	9.100	9.700		9.366	9.750	
	333 Bailey CULGAN			9.766		10.100	8.933		
	335 Mitchell HOLMES					10.550		9.250	
5	SCGC	SCW	175.614	28.499	29.766	27.633	31.000	29.266	29.450
				6	2	8	4	2	4
	946 Sam MARTIN		9.700		8.900	10.350	9.566		
	947 Timothy MCKAY		9.466		9.500		9.700		
	950 Toby WINDSOR		9.333	9.766	9.233	10.350		10.050	
	943 Sean EDWARDS			10.200			10.000	9.400	
	948 Ari SHAW-VELZEN			9.800					
	945 Taine LOCKTON					10.300		10.000	







2017 National Clubs MAG DIV C & D Day 2

Page: 2
Printed: 9/24/2017 1:25 PM

Team Results

Men / C
Session: All

Sep 22-29, 2017







Rank	Gym	Team	Score						
6	MWGC	MW2	170.028	27.866 10	28.432 9	27.365 10	29.550 12	27.765 7	29.050 6
	260	Nicholas EVANOFF		9.433	9.766		9.800	9.066	9.850
	267	Nicholas SELLECK		9.333	9.500	9.033	10.050	9.333	
	257	Ptolemy BARLOW-HUNT		9.100					
	259	Toby COLLINSON			9.166	8.966			9.950
	261	Sebastian GALANG				9.366	9.700	9.366	9.250
7	SHGY	SH1	169.779	29.932 2	29.465 4	27.866 5	28.350 16	26.866 9	27.300 8
	290	Sam COOK		10.333		9.000			
	296	Liam MERCHANT		10.266			9.600		9.200
	297	Rhys NESBITT		9.333	9.966	9.733		9.533	
	291	Chase CROSS			9.833		9.200		
	298	Callum PULVER			9.666		9.550	8.633	9.000
	295	Jake GRIMISON				9.133		8.700	9.100
8	SUPC	SUP	169.611	27.965 8	29.299 7	26.332 13	31.700 1	25.165 16	29.150 5
	316	Harrison HIGGINS		9.966	9.666	8.966	10.600	8.233	
	314	Michael DOBROSKOK		9.366		8.433	10.450		
	319	Jason ZHONG		8.633					9.350
	317	Matthew SPRAGUE			10.200			8.366	10.150
	315	David HAMILTON			9.433				
	318	Connor WILLIAMS				8.933	10.650	8.566	9.650
9	KSCG	KIN	168.096	27.299 11	29.399 5	27.132 11	30.350 7	27.966 6	25.950 14
	191	Harry DAVIES		9.500	9.233	8.666	10.050	9.000	
	192	Ethan LORING		9.266	10.100	8.466		8.933	7.000
	978	Jacob SHEPHERD		8.533	10.066	10.000	10.250	10.033	10.500
	190	Christopher BLACK					10.050		8.450
10	NDGC	NDG	166.396	27.899 9	25.966 15	29.299 2	30.250 9	26.832 10	26.150 12
	276	Timothy HUNT		9.400	9.666	9.533	10.000	9.266	8.350
	277	Evan SAGGERS		9.266	8.800	10.166	10.200	10.100	9.800
	275	Owen HAYES		9.233	7.500	9.600	10.050	7.466	
	274	Dylan DOYLE							8.000
11	ACGC	ACA	166.195	28.865 4	27.932 11	27.832 6	29.050 14	25.766 12T	26.750 10
	117	Jack HULSE		9.766	8.733	9.566	10.300	8.600	8.850
	114	Harrison BOYD		9.633	9.666	9.500		8.833	8.900
	116	Patrick ELGEY		9.466		8.766	9.350	8.333	
	113	Aiden ACWORTH			9.533		9.400		9.000

2017 National Clubs MAG DIV C & D Day 2

Team Results

Men / C
Session: All

Sep 22-29, 2017







Rank	Gym	Team	Score						
12	LAAG	LAW	161.462	27.132	26.299	27.099	29.700	24.332	26.900
				13	13	12	10T	18	9
	208	Leo ANDERSON		9.533	8.266	8.966		8.166	
	210	Fraser MACPHERSON		8.966	8.300		9.750		8.600
	209	Thomas BROCKHURST		8.633	9.733	8.933	10.350	7.900	8.550
	211	Mathew TEBBLE				9.200	9.600	8.266	9.750
13	SCGC	SCB	157.412	23.699	27.266	26.232	29.250	26.565	24.400
				18	12	14	13	11	17
	941	Emerson BASILEO		9.333		8.666	9.600	8.666	7.850
	944	Jay HILL		7.233	9.100	8.866	9.950		7.950
	942	Liam BRENNAN		7.133	9.100	8.700	9.700	9.333	8.600
	949	Lewis WEICKHARDT			9.066			8.566	
14	CCGC	CCS	156.913	26.799	28.232	23.499	30.300	25.233	22.850
				14	10	17	8	15	19
	166	Dominic SPARKES		9.333	8.966	8.333	9.900		7.800
	165	Cihan MITCHELL		9.300					
	161	Edward GILLARD		8.166	9.333	7.500	10.200	7.700	7.750
	157	Lukas BOORER			9.933	7.666		8.400	
	160	Viraan EPASINGHE					10.200	9.133	7.300
15	BTYC	BTY	156.663	27.232	25.932	23.366	29.700	24.433	26.000
				12	16	19	10T	17	13
	137	Logan MULLER		9.933	8.366		9.800	7.400	
	134	William HANSEN - COOP		8.966	8.833	8.600	9.600	9.100	9.700
	135	Campbell MCCONNELL		8.333		7.366			8.650
	136	Lachlan MCCONNELL			8.733				
	138	Ethan PRENDERGAST				7.400			7.650
	139	Kai ROGERSON					10.300	7.933	
16	CHRY	CHR	155.663	24.199	24.032	27.766	27.950	27.366	24.350
				17	19	7	17	8	18
	177	Isaac SO		8.933	8.466	10.033	9.200	9.833	8.900
	178	Blake WILLIAMS		7.800	8.533	9.333	9.500	9.000	8.150
	176	Max LANCASTER		7.466	7.033	8.400	9.250	8.533	7.300
17	HUSC	HUN	155.196	26.132	26.066	23.465	28.450	25.733	25.350
				15	14	18	15	14	16
	186	Joshua LEE		9.233	7.766	6.633		8.400	8.300
	185	Samuel BOUDAN		8.533	9.800	8.766	9.850	9.033	8.750
	188	Christian SPELLIERS		8.366			9.550	8.300	
	187	Nicholas MARSH			8.500	8.066	9.050		8.300

2017 National Clubs MAG DIV C & D Day 2

Team Results

Men / C
Session: All

Sep 22-29, 2017

Rank	Gym	Team	Score						
18	SHGY	SH2	154.532	26.100	25.633	23.833	27.300	25.766	25.900
				16	17	16	18	12T	15
294	Daniel GOLDSMITH		9.000	8.033					
293	Christopher GOLD		8.600	9.800	8.200	10.350	8.100	9.300	
300	Mason WALKER		8.500		7.633	8.750	7.900		
289	Orlando CARUANA- SISA			7.800	8.000	8.200	9.766	8.500	
292	Harrison DESILVA							8.100	
19	ACGC	ACB	148.361	23.365	24.099	25.399	27.200	21.698	26.600
				19	18	15	19	19	11
115	Asher CROWL		8.766	7.233	8.266	8.950	7.266	7.900	
120	Benedek PETHO		7.466		8.600	8.650	6.866	9.400	
122	Joshua ROSE		7.133						
118	Declan JUPP			8.866	8.533	9.600	7.566	9.300	
121	Alberto PINZON			8.000					

