









National Clubs 2017 *Event subtitle*
Individual trampoline – Level 4 TRP Male – Final

				S1	S2	S3	S4	S5	S6	S7	S8	S9	S10	L	A	E	D	H	Time	Total	Score
1.	MCGRATH	Patrick	 Zone Active Club	2	4	6	6	5	6	6	4	4	6	0	4	14.7	4.2	9.70		28.600	83.100
2.	TROMP	Michael	 Castle Hill RSL Youth Club	4	4	6	7	8	6	6	6	4	4	0	2	14.3	3.5	9.80		27.600	81.800
3.	CLARKE	Jett	 PCYC Cessnock	3	5	4	6	6	6	6	4	5	4	0	4	14.7	3.7	9.70		28.100	81.600
3.	BLENCH	Joshua	 Kachan School of Tumbling & Performance	4	4	5	5	6	4	6	5	4	6	0	4	14.7	3.4	9.50		27.600	81.600
5.	YOUNGJOHNS	Levi	 Bayside PCYC	4	6	4	5	7	4	6	6	5	6	0	0	14.7	3.8	9.50		28.000	81.100
6.	STAMATOPOULOS	Alexander	 Castle Hill RSL Youth Club	4	4	4	4	6	4	6	8	8	9	0	0	14.3	3.8	9.40		27.500	80.800

Generated by sporttech.io official scoring system at Jul 23, 2017 10:05:13 PM. Live results at www.sporttech.io/explore.

